



US00D407439S

United States Patent [19]

Kossnar et al.

[11] Patent Number: **Des. 407,439**

[45] Date of Patent: ****Mar. 30, 1999**

[54] **MARKING PEN HOLDER**

[75] Inventors: **Dennis Kossnar**, Elk Grove Village;
Cyril Crane, Downers Grove, both of Ill.

[73] Assignee: **JAC Investments, Inc.**, Elk Grove Village, Ill.

[**] Term: **14 Years**

[21] Appl. No.: **89,428**

[22] Filed: **Jun. 15, 1998**

[51] **LOC (6) Cl.** **19-06**

[52] **U.S. Cl.** **D19/85; D19/77; D3/206**

[58] **Field of Search** **D3/201, 202, 203, D3/205, 206, 228, 229; D19/35, 36, 65, 75, 77, 81-85, 99, 100; D28/76; 206/214, 224, 371, 1.7-1.9, 37, 385, 236, 269, 446, 38, 528, 811, 823**

[56] **References Cited**

U.S. PATENT DOCUMENTS

D. 291,947 9/1987 Nakata D3/206

D. 301,771	6/1989	Bakic	D28/76
D. 306,519	3/1990	Nakata	D8/206
0,471,485	3/1892	Loomis	206/39
1,448,165	3/1923	Spelling	206/214
2,727,547	12/1955	Moon, III	206/269
3,631,538	12/1971	Kuhn	206/38 X
4,441,610	4/1984	Cavalcante	206/37 X
4,666,043	5/1987	Tahara	206/38 X
4,736,838	4/1988	Nakata et al.	206/214 X

Primary Examiner—Martie K. Holtie
Attorney, Agent, or Firm—Knechtel, Demeur & Samlan

[57] **CLAIM**

The ornamental design for a marking pen holder, as shown and described.

DESCRIPTION

FIG. 1 is a perspective view for a marking pen holder showing our new design thereof;
FIG. 2 is a front elevational view thereof;
FIG. 3 is a side elevational view, the opposite side being a mirror image thereof;
FIG. 4 is a top view thereof; and,
FIG. 5 is a bottom view thereof.

1 Claim, 1 Drawing Sheet

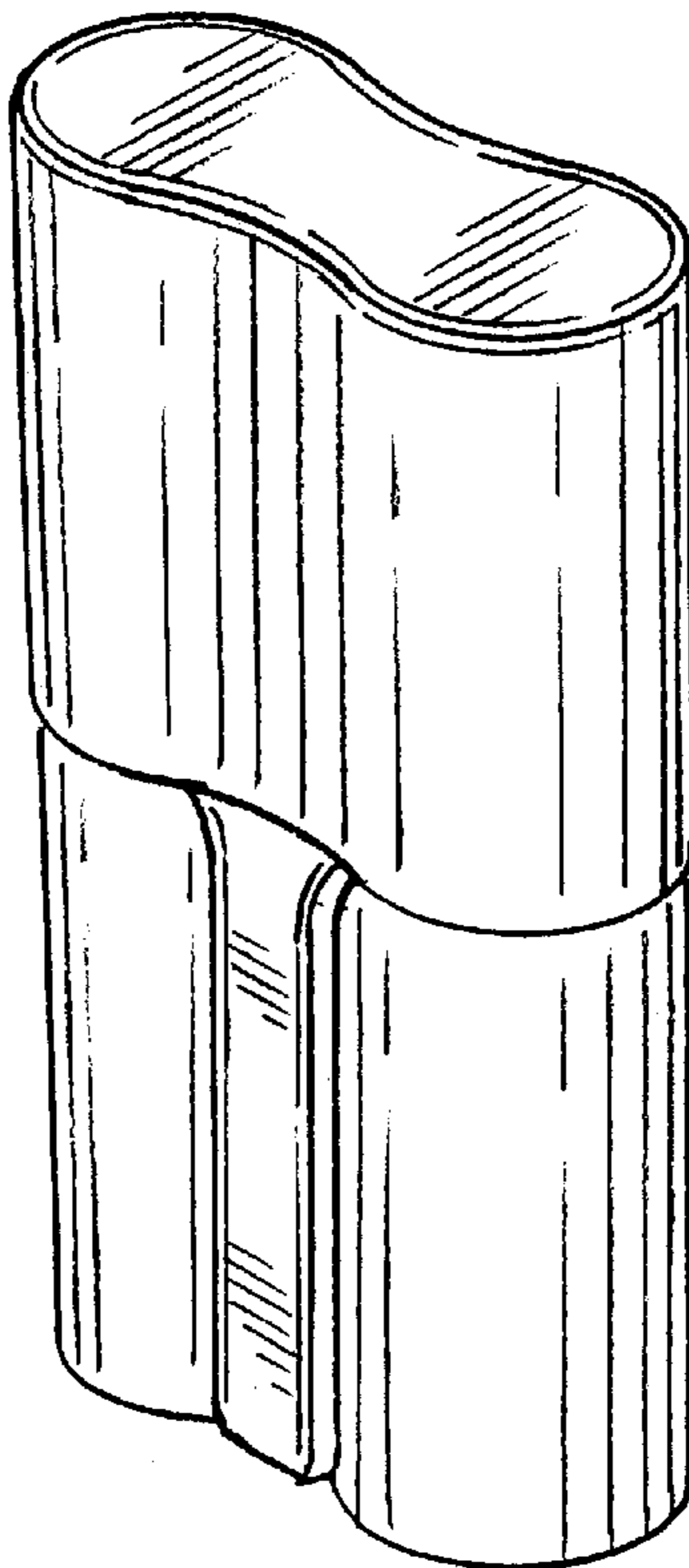


FIG. 1

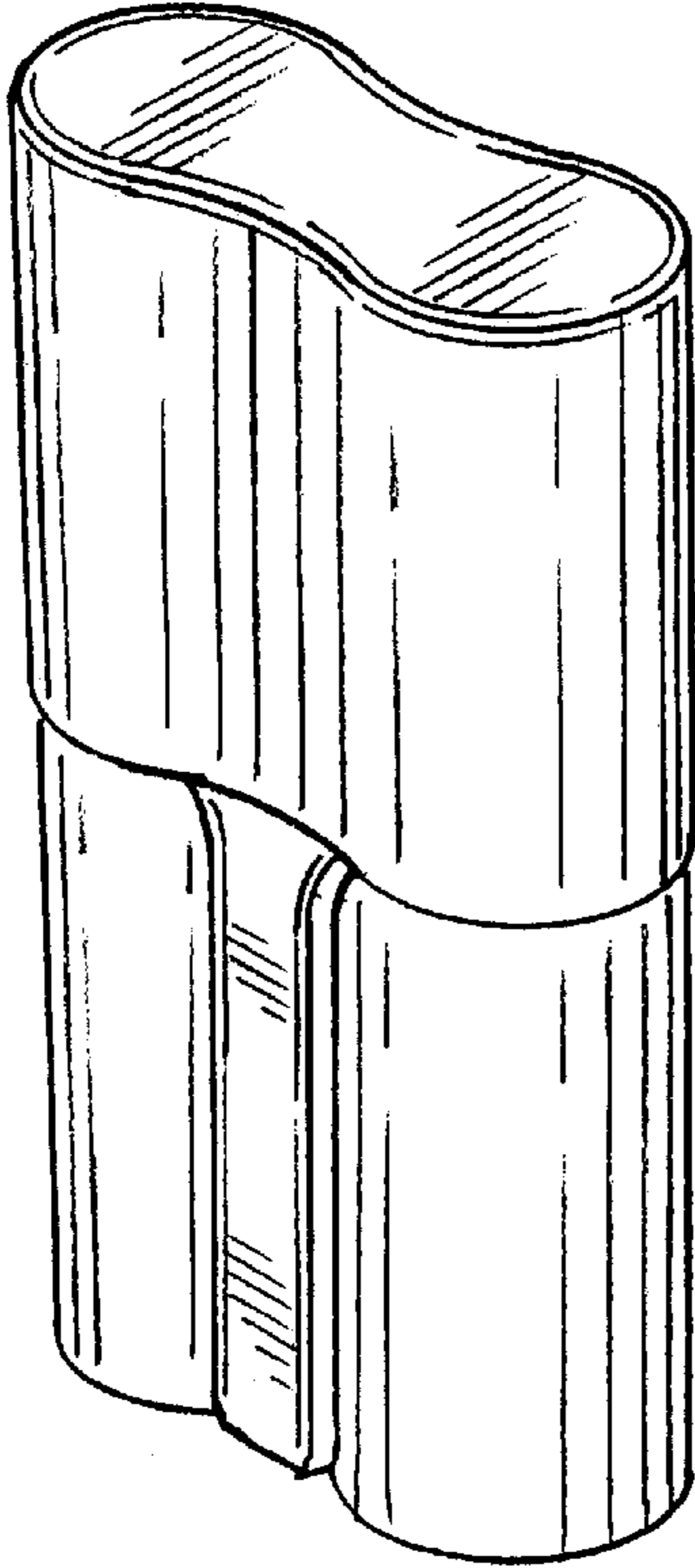


FIG. 2




FIG. 3

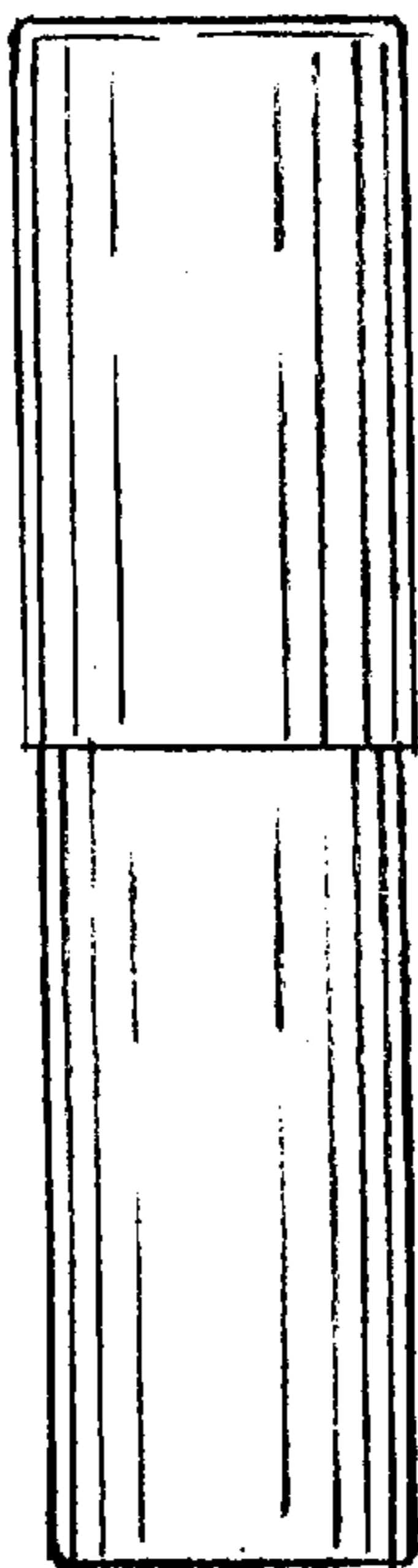


FIG. 4

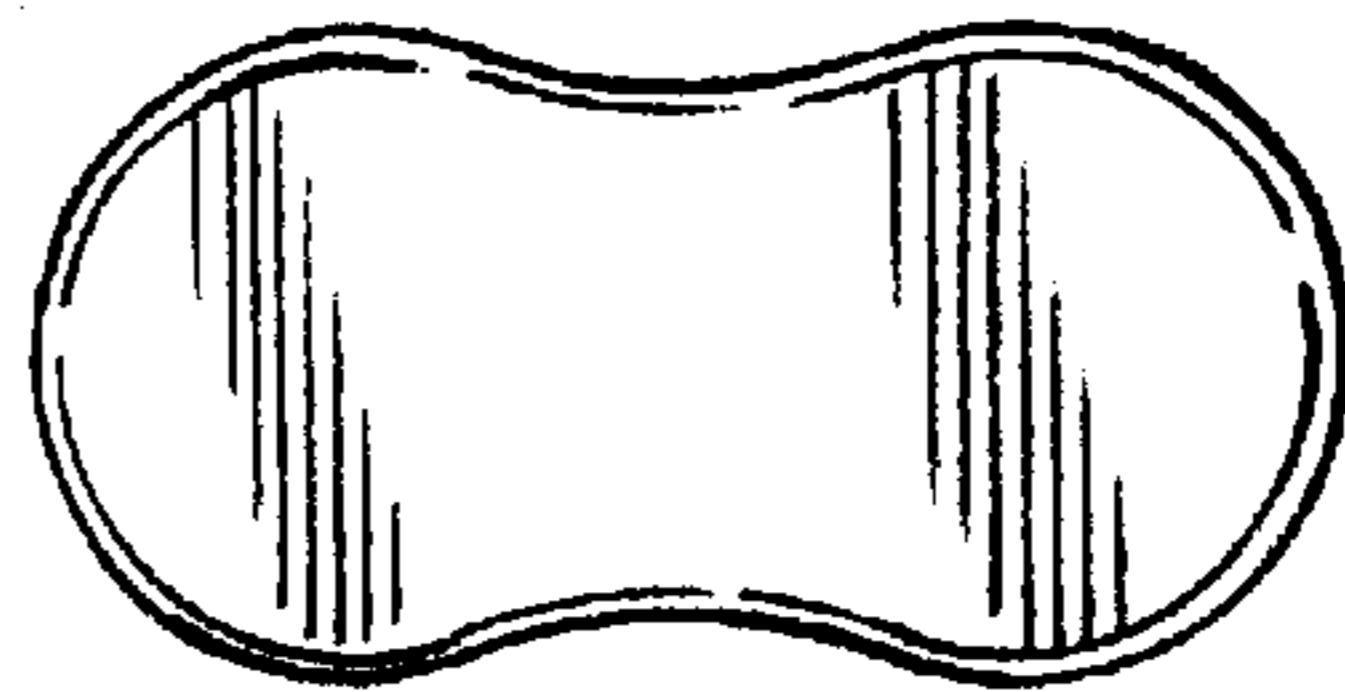


FIG. 5

