



US00D407436S

United States Patent [19]

Chevalier et al.

[11] **Patent Number: Des. 407,436**

[45] **Date of Patent: **Mar. 30, 1999**

[54] **WRITING INSTRUMENT**

[75] Inventors: **Jean Francois Chevalier**, Paris, France; **Marc Lovejoy**, Milford, Conn.; **Barry Chadwick**, Simpsonville, S.C.

[73] Assignee: **BIC Corporation**, Milford, Conn.

[**] Term: **14 Years**

[21] Appl. No.: **78,524**

[22] Filed: **Oct. 29, 1997**

[51] **LOC (6) Cl.** **19-06**

[52] **U.S. Cl.** **D19/43; D19/51; D19/56; D19/57**

[58] **Field of Search** D19/35, 36, 41, D19/42, 43, 44-51, 53-58, 81-85; 401/99, 100, 209, 243-247, 202, 31

[56] **References Cited**

U.S. PATENT DOCUMENTS

D. 151,233	10/1948	Goessling	D19/36
D. 162,805	4/1951	Ferbor	D19/48
D. 340,476	10/1993	Hikomori	D19/51
D. 359,757	6/1995	Inami et al.	D19/51
D. 363,308	10/1995	Sekine	D19/48
D. 364,892	12/1995	Lin	D19/49

D. 366,497	1/1996	Otake	D19/53 X
D. 366,498	1/1996	Abe et al.	D19/51
D. 373,383	9/1996	Izushima	D19/57
3,130,712	4/1964	Kahn et al.	401/31

Primary Examiner—Martie K. Holtje
Attorney, Agent, or Firm—Pennie & Edmonds LLP

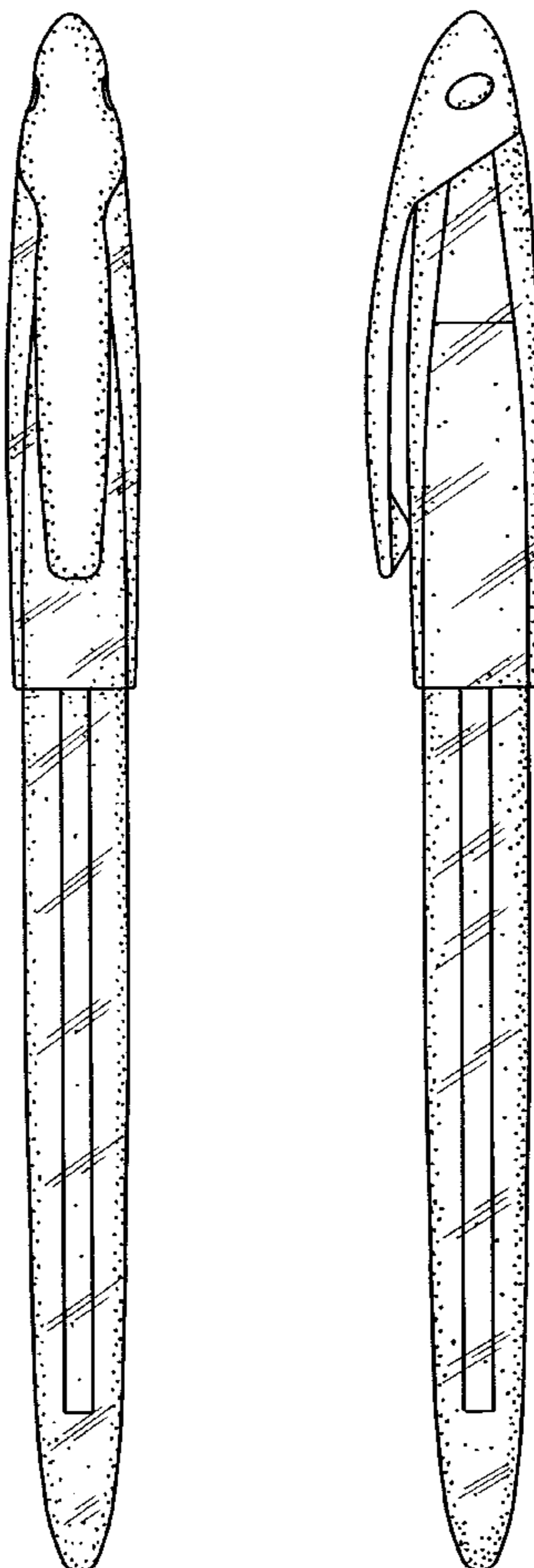
[57] **CLAIM**

The ornamental design for a writing instrument, as shown and described.

DESCRIPTION

FIG. 1 is a front elevational view of a writing instrument showing our new design;
FIG. 2 is a rear elevational view thereof;
FIG. 3 is a right elevational view thereof, the left side being a mirror image thereof;
FIG. 4 is a top plan view thereof;
FIG. 5 is a bottom plan view thereof;
FIG. 6 is a front elevational view thereof with the cap removed;
FIG. 7 is a bottom plan view of FIG. 6;
FIG. 8 is a top plan view of FIG. 6; and,
FIG. 9 is a side elevational view thereof with the cap in a stored position.

1 Claim, 2 Drawing Sheets



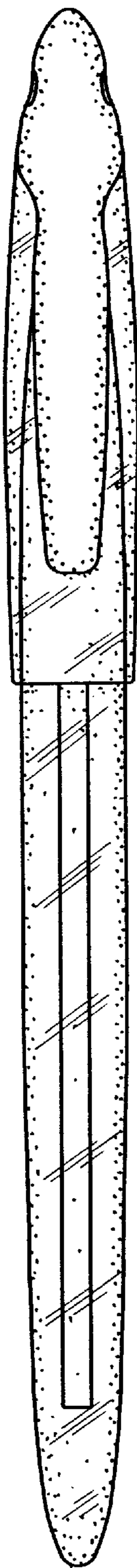


FIG.1

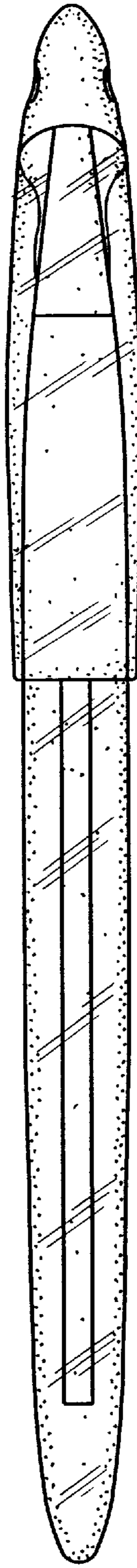


FIG.2

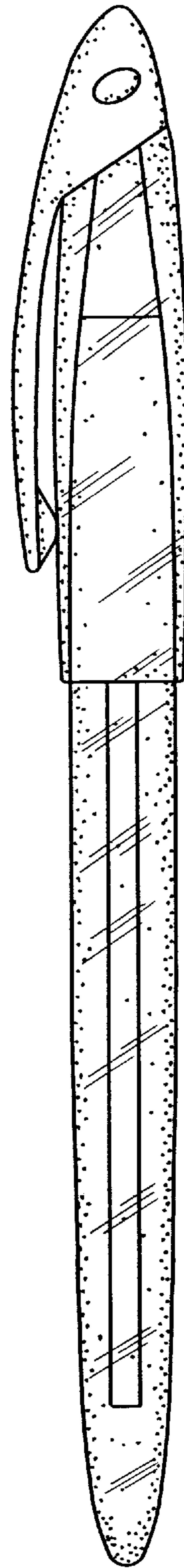


FIG.3

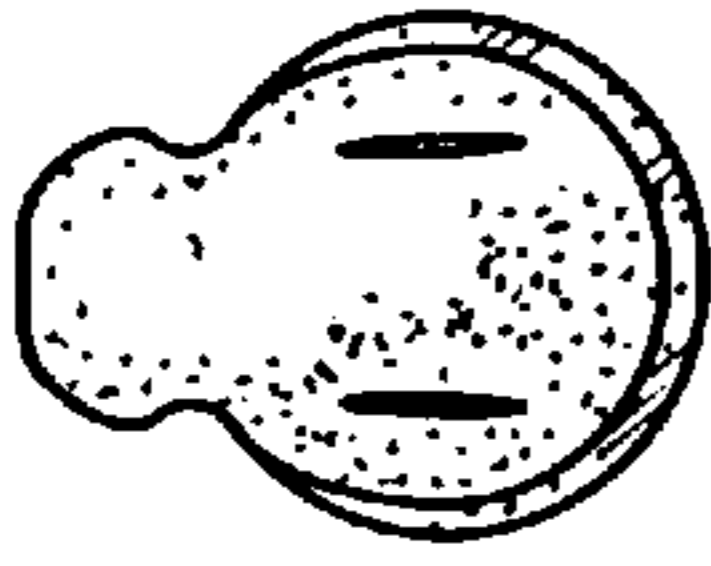


FIG. 4

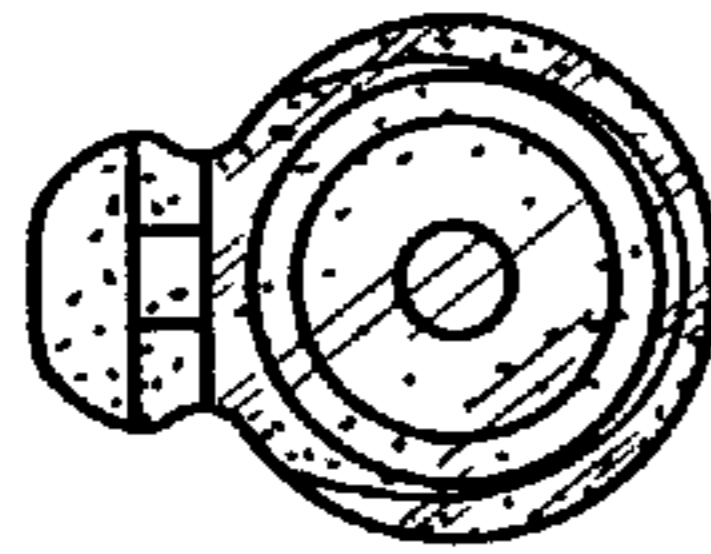


FIG. 5



FIG. 7

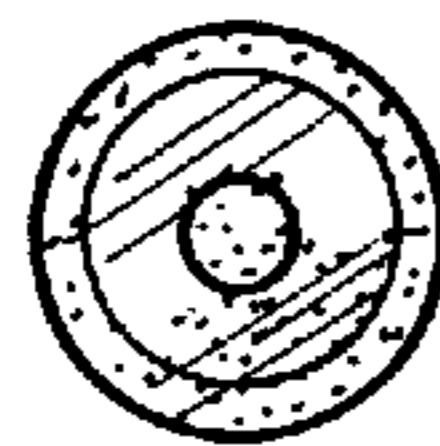


FIG. 8



FIG. 6

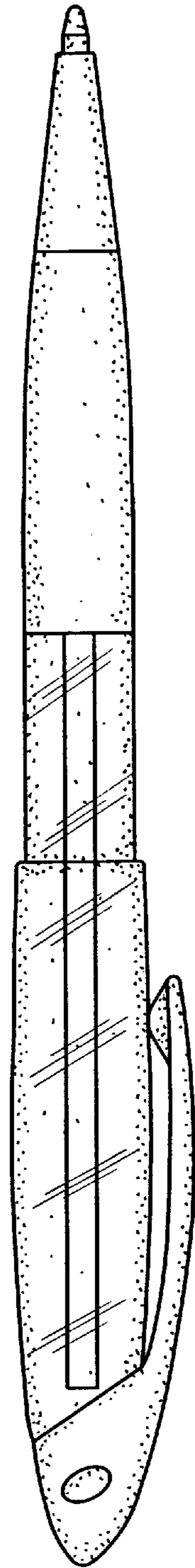


FIG. 9