



US00D407432S

United States Patent [19] Tell

[11] **Patent Number: Des. 407,432**

[45] **Date of Patent: **Mar. 30, 1999**

[54] **NYLON ZIPPER NOTEBOOK BINDER**

2,318,110 5/1943 Sjobom 281/31
3,191,319 6/1965 Waisgergerg 283/63.1
4,164,085 8/1979 Steeb et al. 281/31 X

[75] Inventor: **Richard B. Tell**, Los Angles, Calif.

[73] Assignee: **20th Century Plastics, Inc.**, Brea, Calif.

[**] Term: **14 Years**

Primary Examiner—Martie K. Holtje
Attorney, Agent, or Firm—Knobbe, Martens, Olson & Bear,L.L.P.

[21] Appl. No.: **81,118**

[22] Filed: **Dec. 22, 1997**

[57] CLAIM

The ornamental design for a nylon zipper notebook binder, as shown and described.

Related U.S. Application Data

DESCRIPTION

[63] Continuation-in-part of Ser. No. 76,840, Sep. 18, 1997.

[51] **LOC (6) Cl.** **19-04**

[52] **U.S. Cl.** **D19/26; D19/27; D6/300; D3/301; D3/303**

[58] **Field of Search** **D6/300-314; D19/26, D19/27, 28, 32, 33, 86, 90, 91, 99, 100; 281/3.1, 15.1, 17, 19.1, 21.1, 27.1, 27.2, 27.3, 29, 31, 35, 44, 45, 51; D3/247, 254, 301, 303; 402/4; 283/63.1**

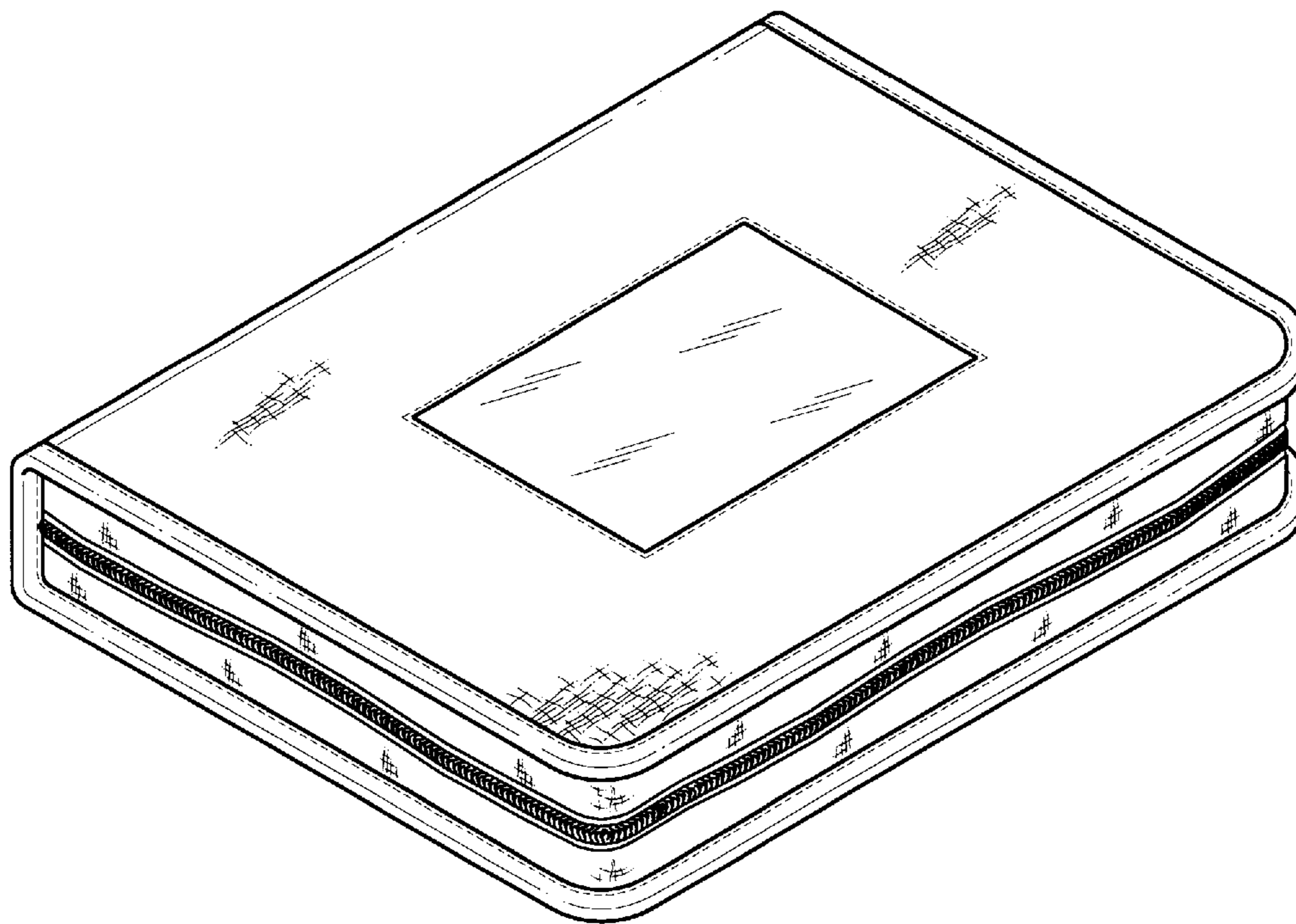
FIG. 1 is a perspective view of a first embodiment of the nylon zipper notebook binder;
FIG. 2 is a front elevational view;
FIG. 3 is a rear elevational view;
FIG. 4 is a left side elevational view;
FIG. 5 is a right side elevational view;
FIG. 6 is a top plan view;
FIG. 7 is a bottom plan view;
FIG. 8 is a front elevational view of a second embodiment of my new design;
FIG. 9 is a front elevational view of a third embodiment of my new design; and,
FIG. 10 is a front elevational view of a fourth embodiment of my new design.
FIGS. 3 through 7 are representative of the rear, left and right sides, and top and bottom views in the embodiments of FIGS. 8, 9 and 10.

[56] References Cited

U.S. PATENT DOCUMENTS

D. 159,614 8/1950 Hersh D19/26
D. 212,148 8/1968 Dean D19/27
D. 368,489 4/1996 Gray D19/26
D. 383,896 9/1997 Whang D3/303 X
1,168,392 1/1916 Gruttner 283/63.1

1 Claim, 3 Drawing Sheets



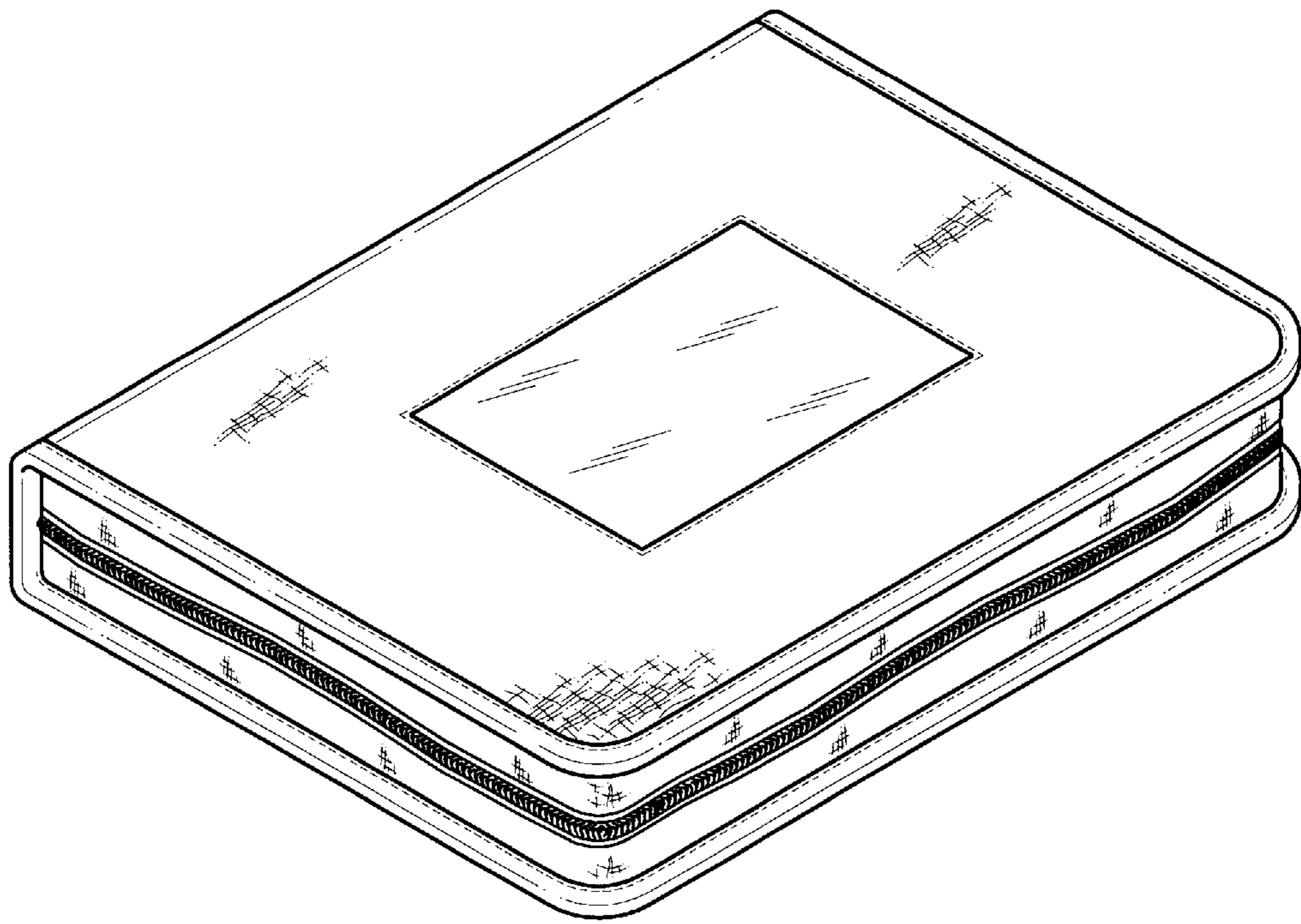


FIG. 1

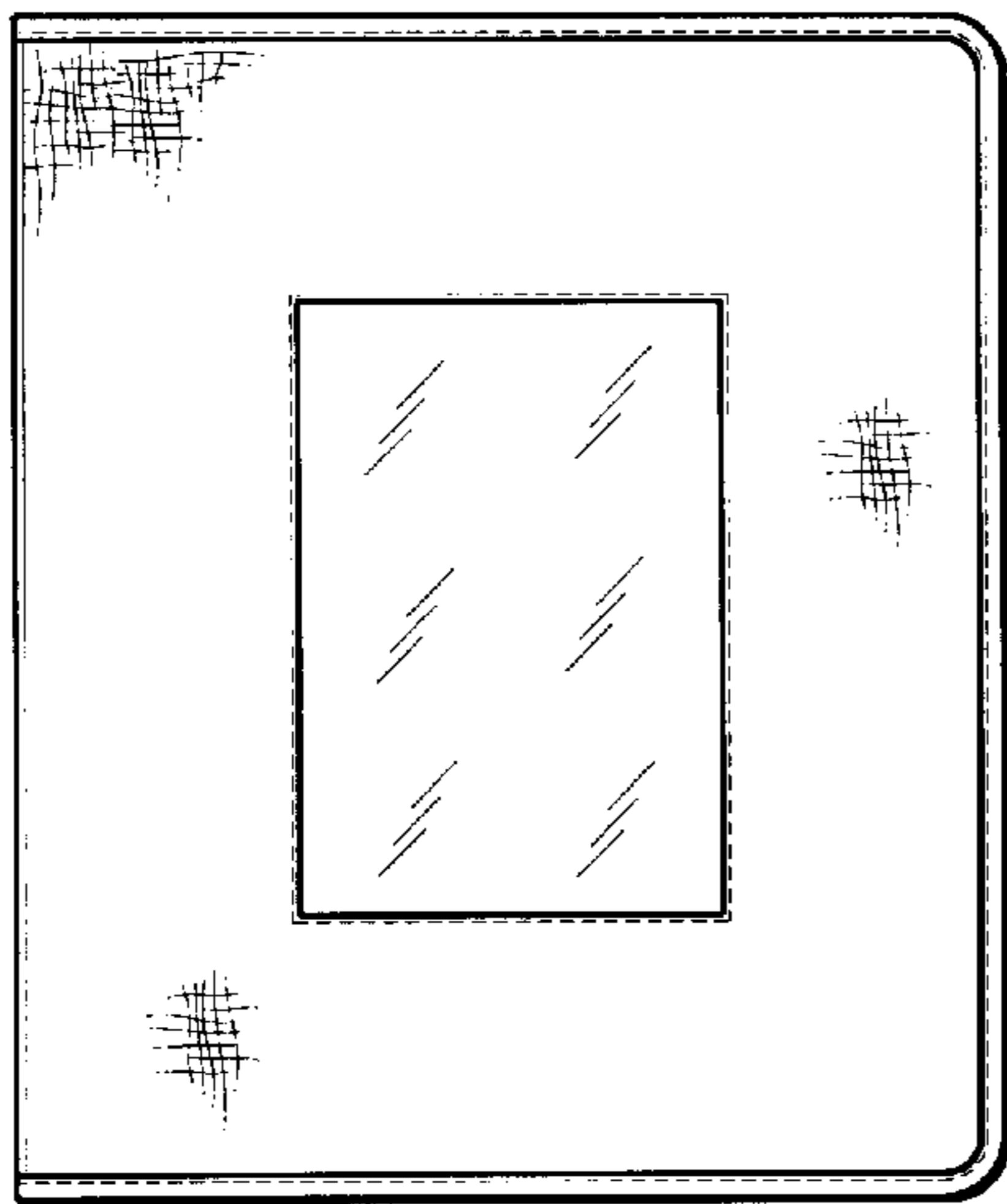


FIG. 2




FIG. 3




FIG. 4

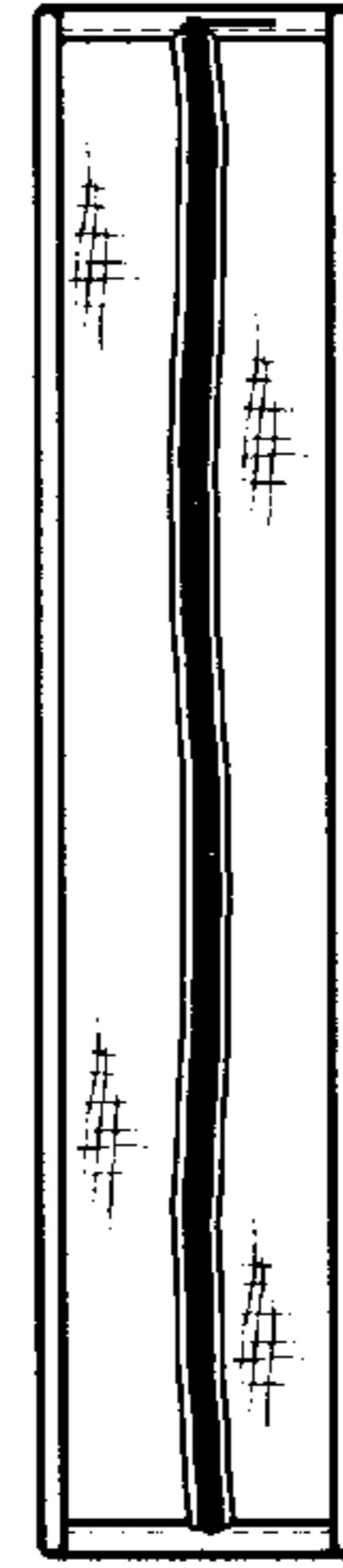


FIG. 5

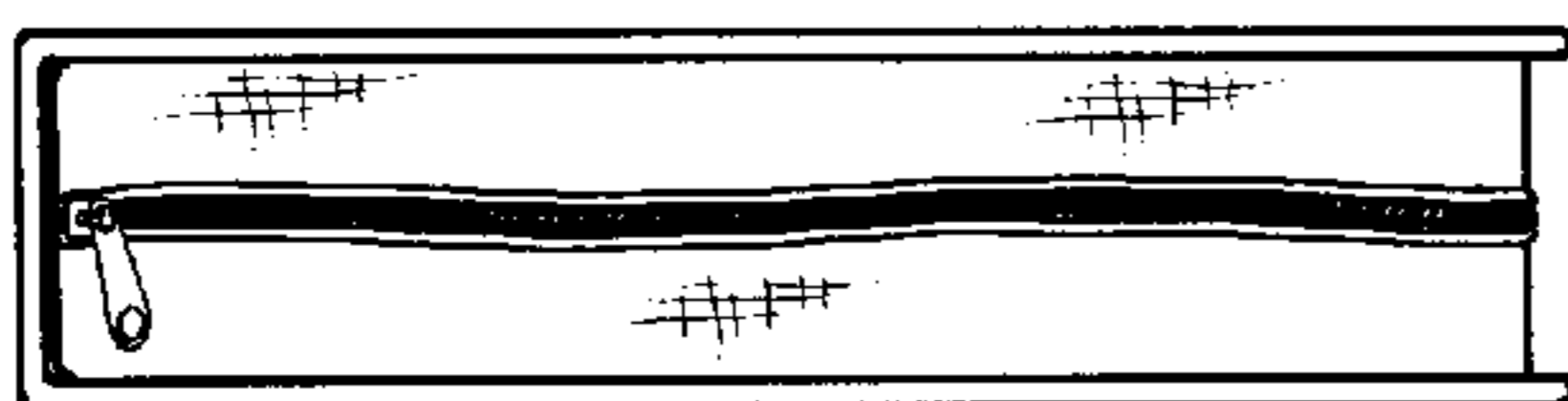


FIG. 6




FIG. 7




FIG. 8

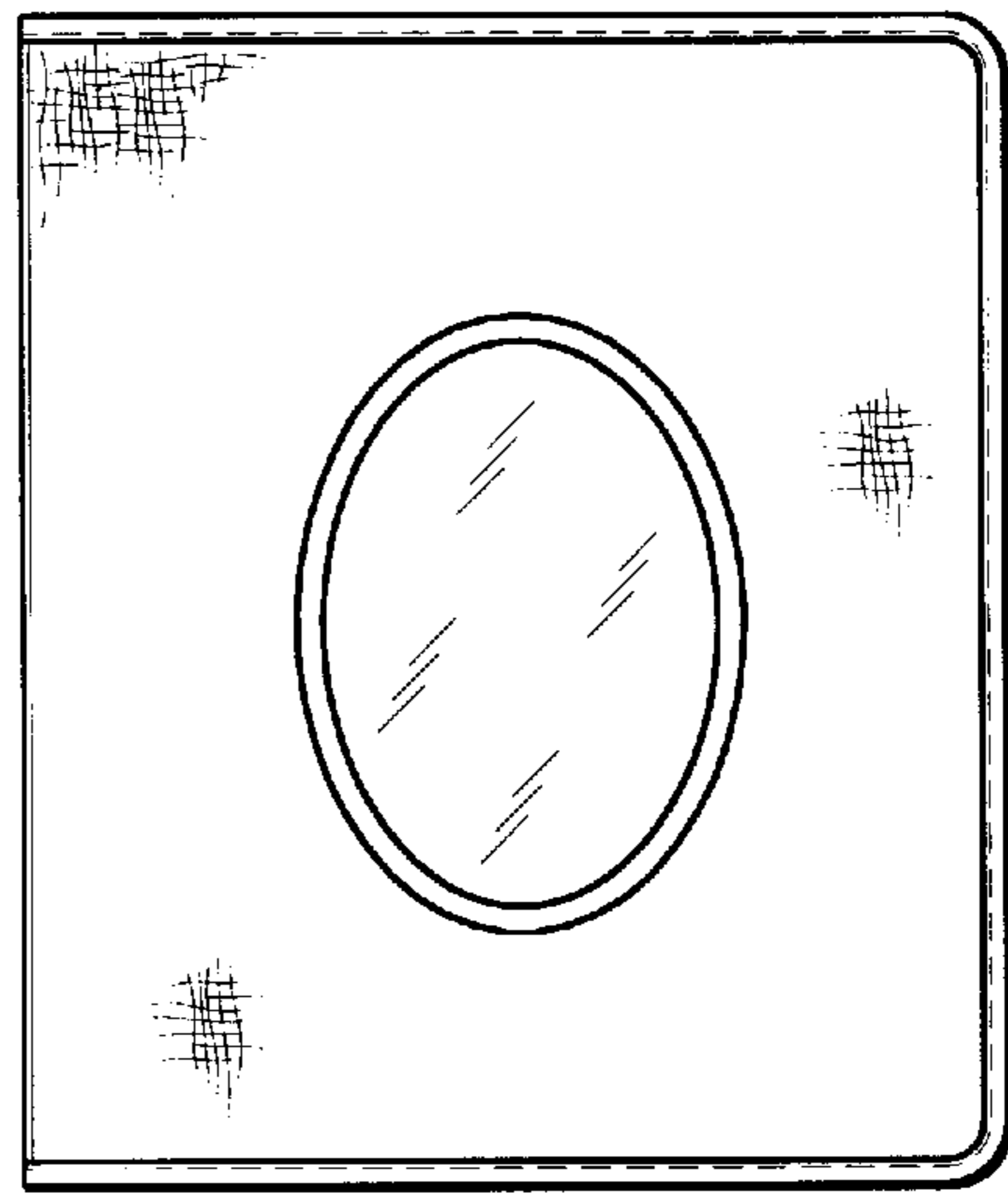


FIG. 9

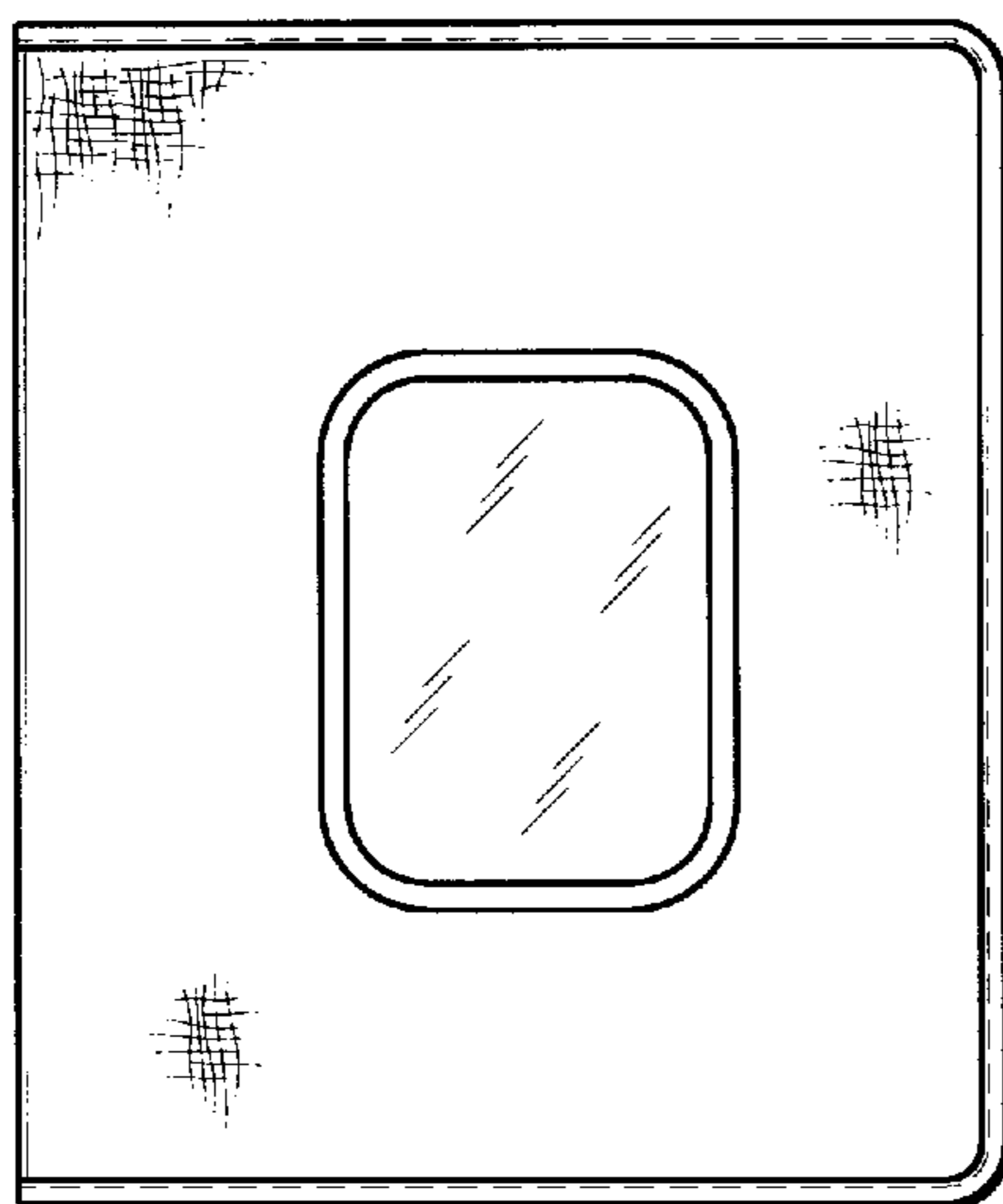


FIG. 10