

US00D407429S

United States Patent [19]

Meschter et al.

[11] Patent Number: **Des. 407,429**

[45] Date of Patent: ****Mar. 30, 1999**

[54] **EYE WEAR LENS FRONT**

[75] Inventors: **James Callward Meschter**, Portland, Oreg.; **John Graham Holland**, San Francisco, Calif.

[73] Assignees: **Nike, Inc.**; **Nike International**, both of Beaverton, Oreg.

[**] Term: **14 Years**

[21] Appl. No.: **88,875**

[22] Filed: **Jun. 2, 1998**

[51] **LOC (6) Cl.** **16-06**

[52] **U.S. Cl.** **D16/326**

[58] **Field of Search** D16/101, 300-330, D16/335; 351/41, 44, 51, 52, 158; 2/447, 448

[56] References Cited

U.S. PATENT DOCUMENTS

D. 231,260	4/1974	Jelinek	D16/320
D. 362,260	9/1995	Lin	.	
D. 363,504	10/1995	Arnette	D16/326
D. 366,667	1/1996	Arnette	.	
D. 367,285	2/1996	Brune et al.	.	
D. 368,109	3/1996	Lei	.	
D. 368,732	4/1996	Lei	.	
D. 370,932	6/1996	Masuda	D16/326
D. 376,163	12/1996	Jannard et al.	.	
D. 377,499	1/1997	Garneau	D16/326
D. 378,375	3/1997	Tsai	D16/326
D. 381,671	7/1997	Tan et al.	.	
D. 384,363	9/1997	Park	D16/328
D. 384,686	10/1997	Jannard et al.	D16/326

D. 385,291	10/1997	Jannard et al.	D16/326
D. 385,575	10/1997	Atabeyki	.	
D. 387,792	12/1997	Bondet	.	
D. 389,168	1/1998	Mage	D16/326
D. 391,596	3/1998	Simioni	.	
4,240,718	12/1980	Wichers	.	
5,541,674	7/1996	Jannard	.	
5,602,603	2/1997	Bondet	.	
5,614,964	3/1997	Garneau	351/41

OTHER PUBLICATIONS

Nike Vision Catalog, Holiday 1989, published Jul. 1997, cover and pp. 3, 4, 5, and 6.

Primary Examiner—Raphael Barkai
Attorney, Agent, or Firm—Klarquist Sparkman Campbell Leigh & Whinston, LLP

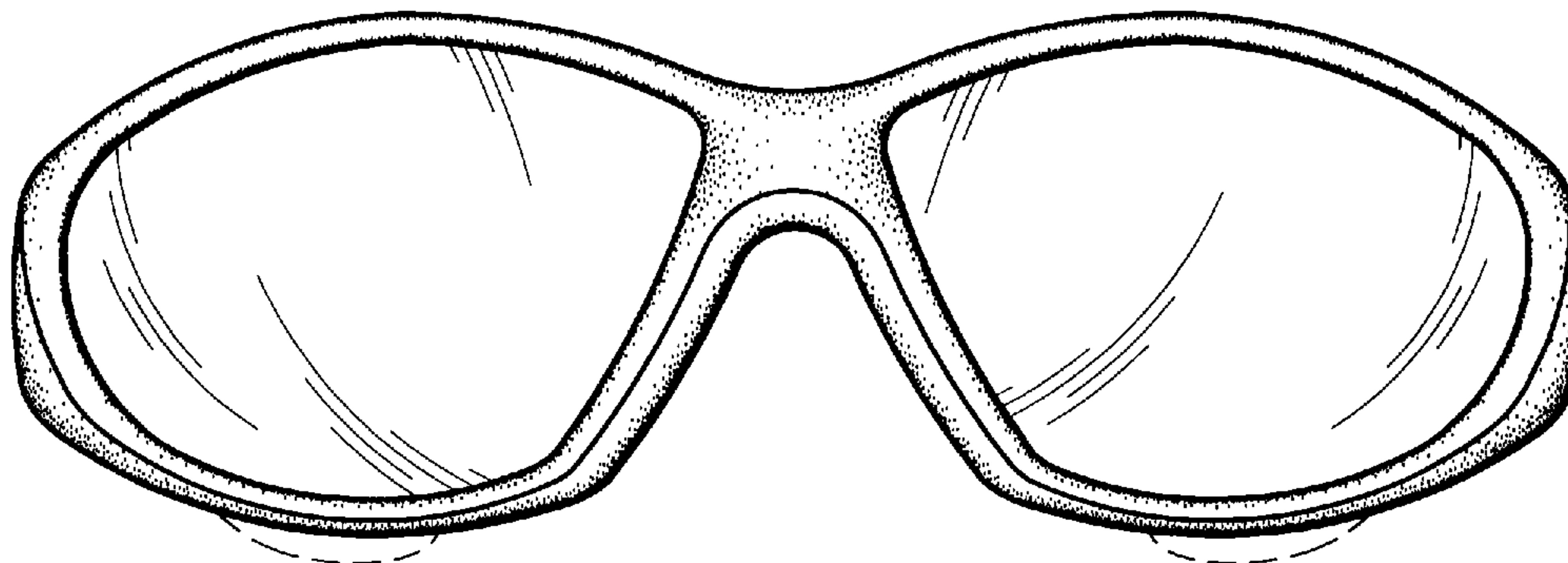
[57] CLAIM

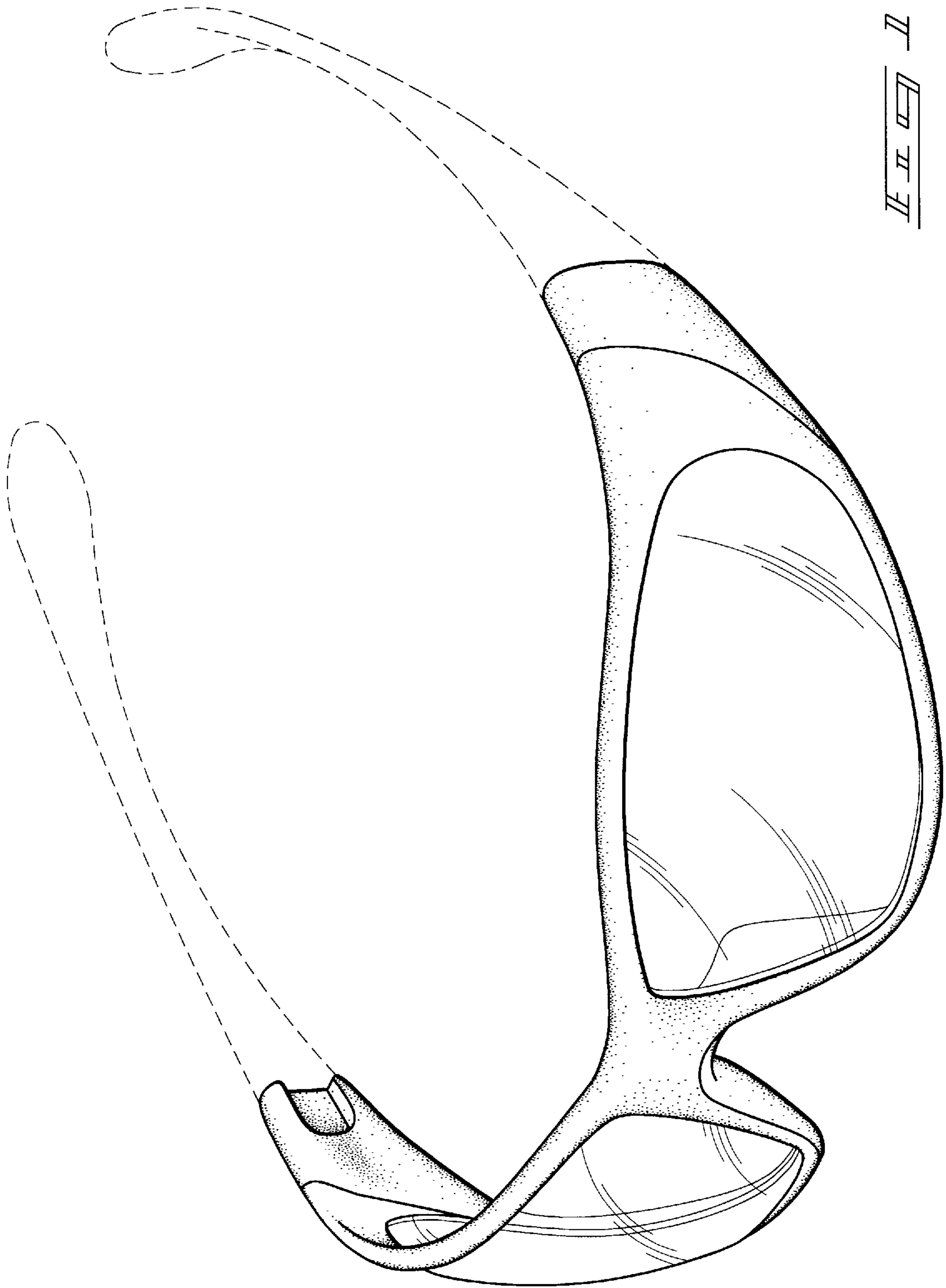
The ornamental design for an eye wear lens front, as shown and described.

DESCRIPTION

FIG. 1 is a perspective view of the eye wear lens front in accordance with our invention;
FIG. 2 is a front view of the eye wear lens front of FIG. 1;
FIG. 3 is a top view of the eye wear lens front of FIG. 1;
FIG. 4 is a rear view of the eye wear lens front of FIG. 1;
FIG. 5 is a bottom view of the eye wear lens front of FIG. 1; and,
FIG. 6 is a side view of one side of the eye wear lens front of FIG. 1, the other side being a mirror image thereof.
The broken lines show the temples of the eye wear for illustrative purposes only and form no part of the claimed design.

1 Claim, 4 Drawing Sheets





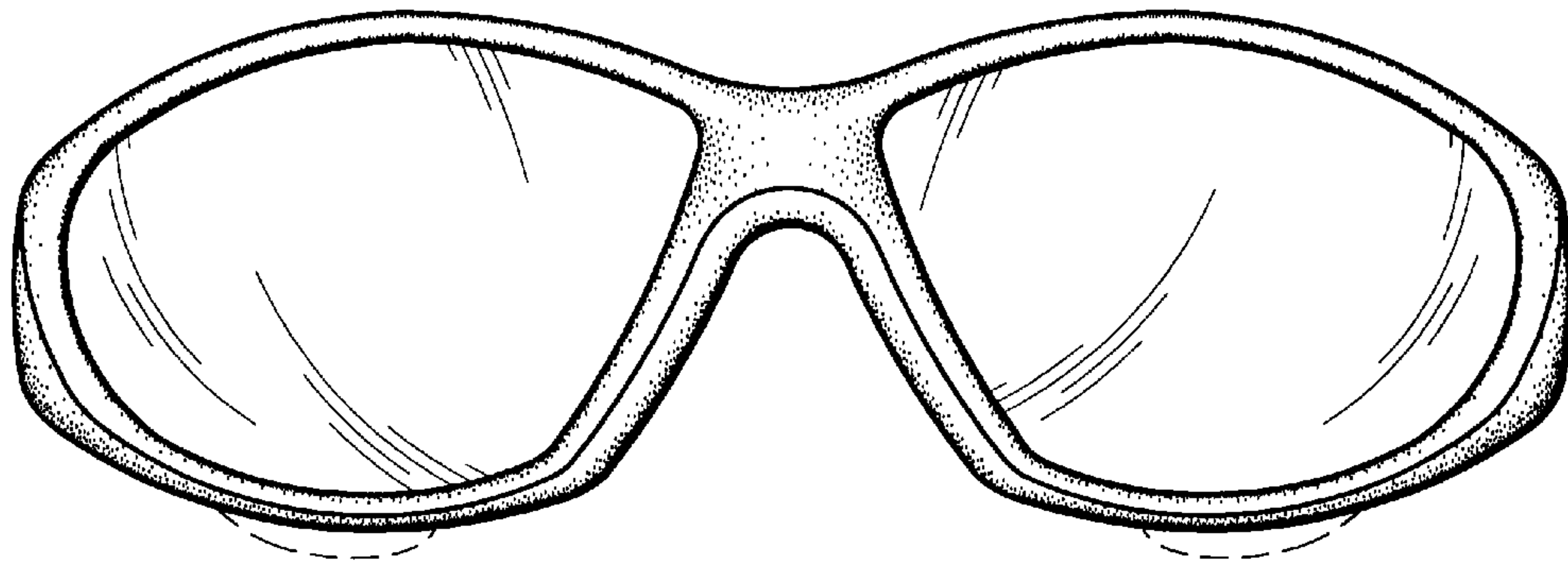


Fig. 2

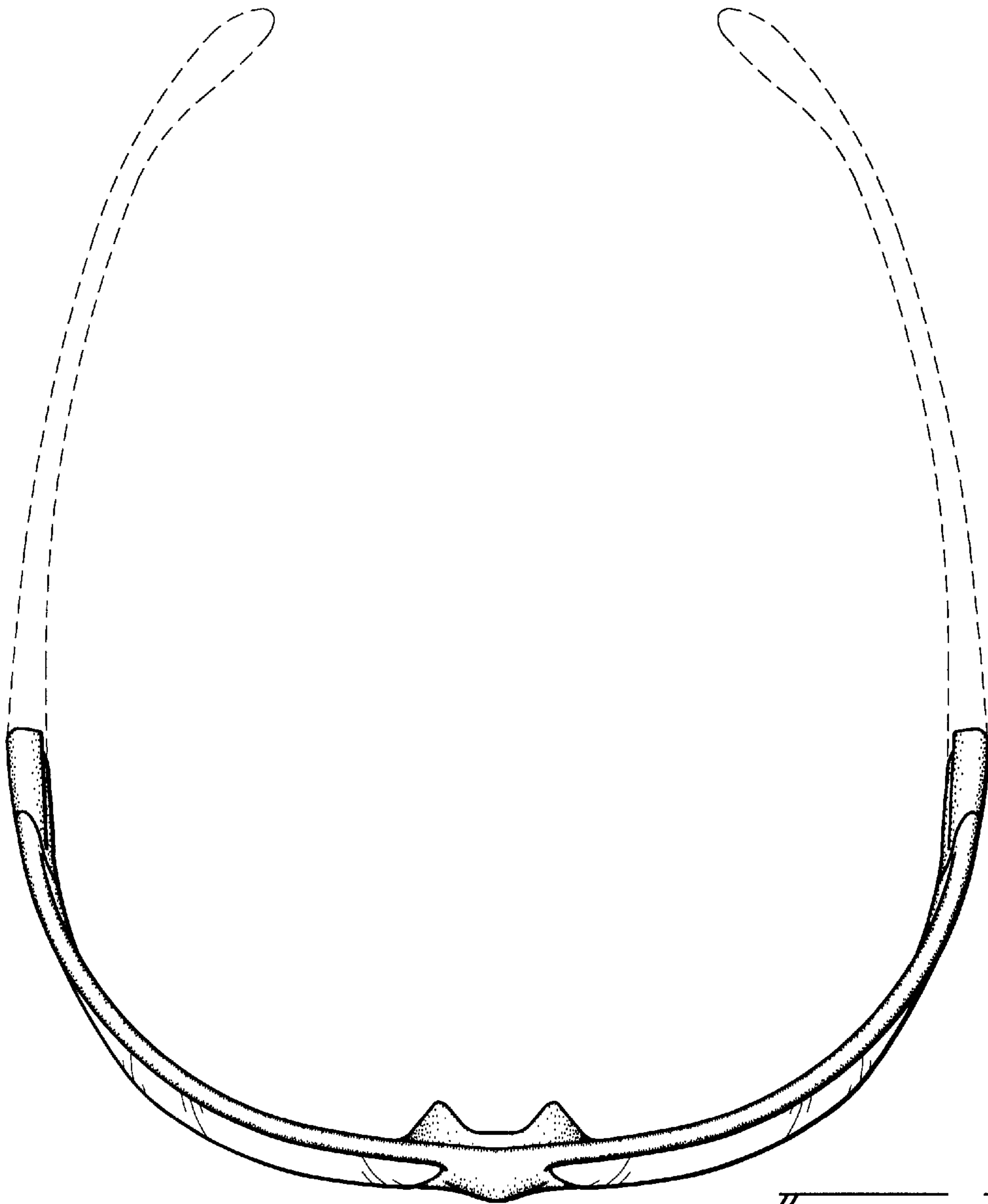


Fig. 3

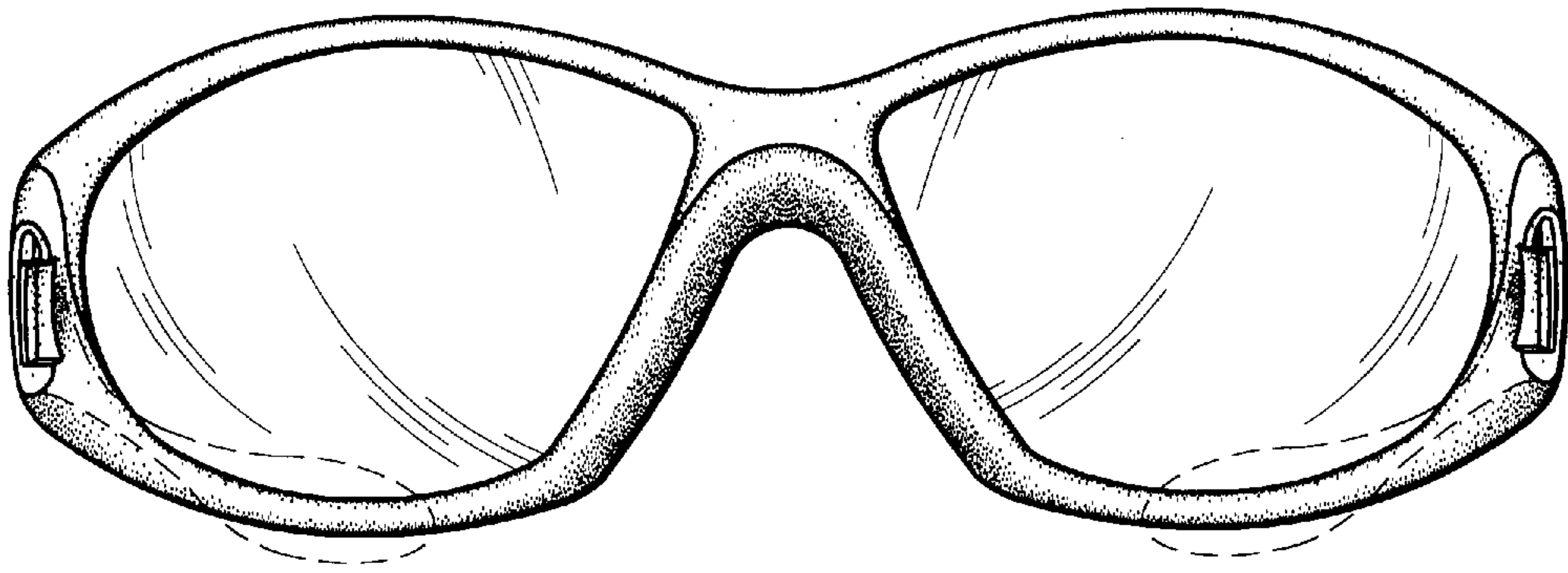


Fig. 4

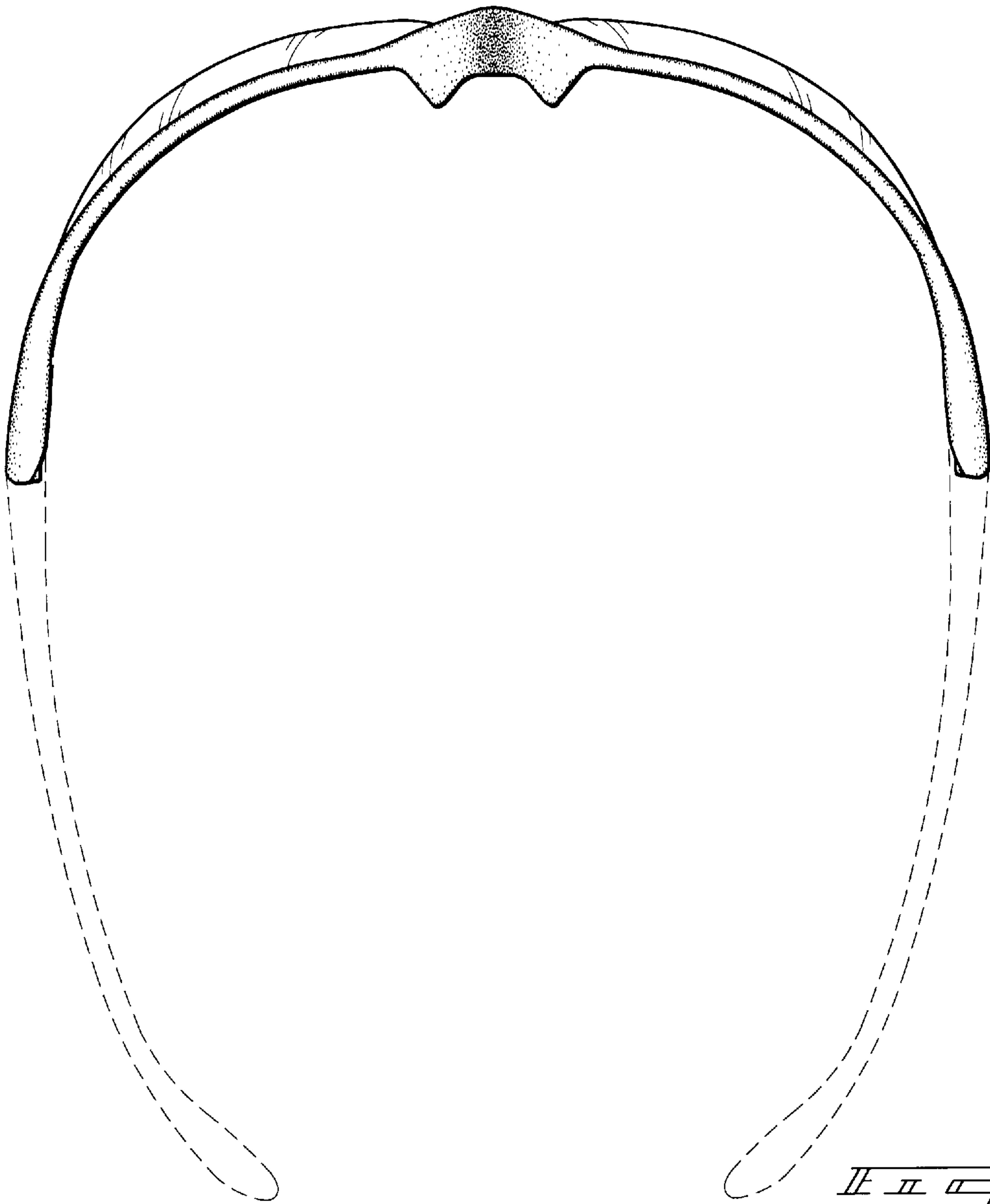


Fig. 5

