



US00D407407S

# United States Patent [19]

Okon et al.

[11] **Patent Number: Des. 407,407**

[45] **Date of Patent: \*\*Mar. 30, 1999**

[54] **MICROPHONE**

3,415,245 12/1968 Yamamoto et al. .... 181/242 X

[75] Inventors: **Sarra Okon**, Skokie, Ill.; **Rick T. Mason**, Westland, Mich.

### OTHER PUBLICATIONS

Targ and Dinner, p. 101, microphone model No. 515SA, Apr. 1970.

[73] Assignee: **Shure Brothers Incorporated**, Evanston, Ill.

*Primary Examiner*—Ted Shooman  
*Assistant Examiner*—Nanda Bondade  
*Attorney, Agent, or Firm*—Banner & Witcoff, Ltd.

[\*\*] Term: **14 Years**

[21] Appl. No.: **75,397**

### [57] CLAIM

[22] Filed: **Aug. 19, 1997**

The ornamental design for a microphone, as shown and described.

[51] **LOC (6) Cl.** ..... **14-01**

### DESCRIPTION

[52] **U.S. Cl.** ..... **D14/228**

[58] **Field of Search** ..... D14/206, 223,  
D14/225-229, 299; 181/158, 242; 381/91,  
122, 168, 169

FIG. 1 is a perspective view of the new microphone design;  
FIG. 2 is a front view thereof;  
FIG. 3 is a side view thereof; the other side being a mirror image;  
FIG. 4 is a rear view thereof;  
FIG. 5 is a top view thereof; and,  
FIG. 6 is a bottom view thereof.

### [56] References Cited

#### U.S. PATENT DOCUMENTS

- D. 209,515 12/1967 Thomsen ..... D14/228
- D. 235,662 7/1975 Mox ..... D14/228
- D. 239,722 4/1976 Schmidt ..... D14/228

**1 Claim, 2 Drawing Sheets**

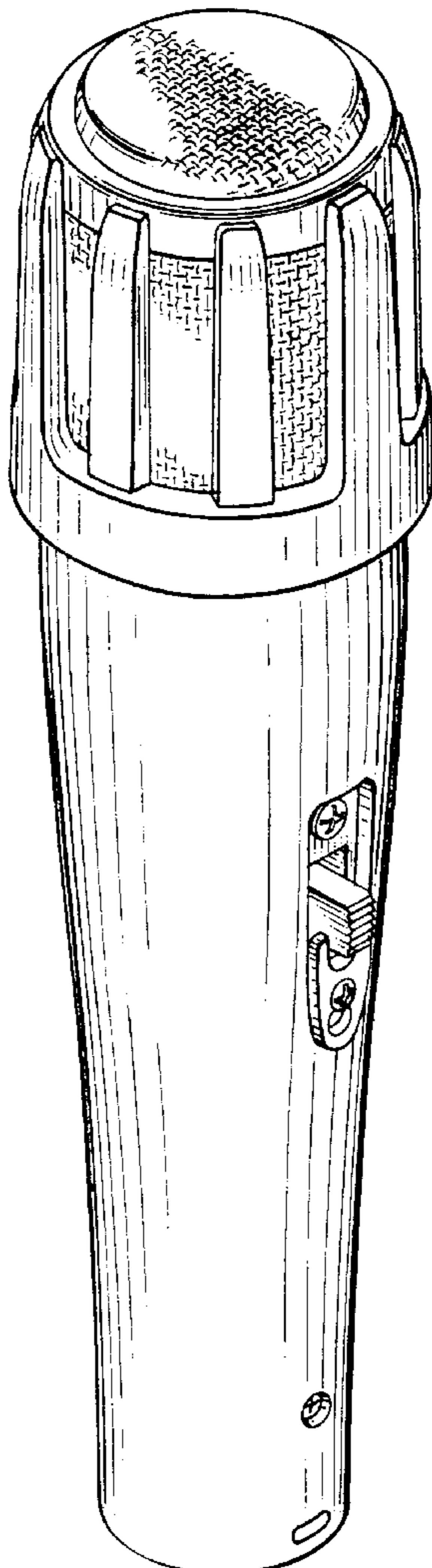


FIG. 1

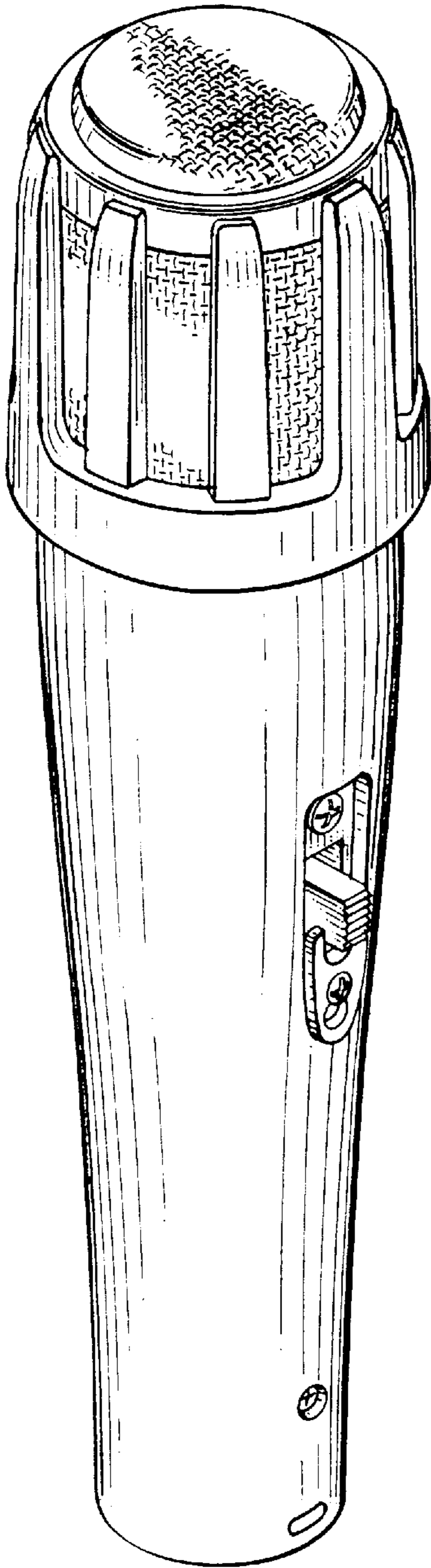


FIG. 2

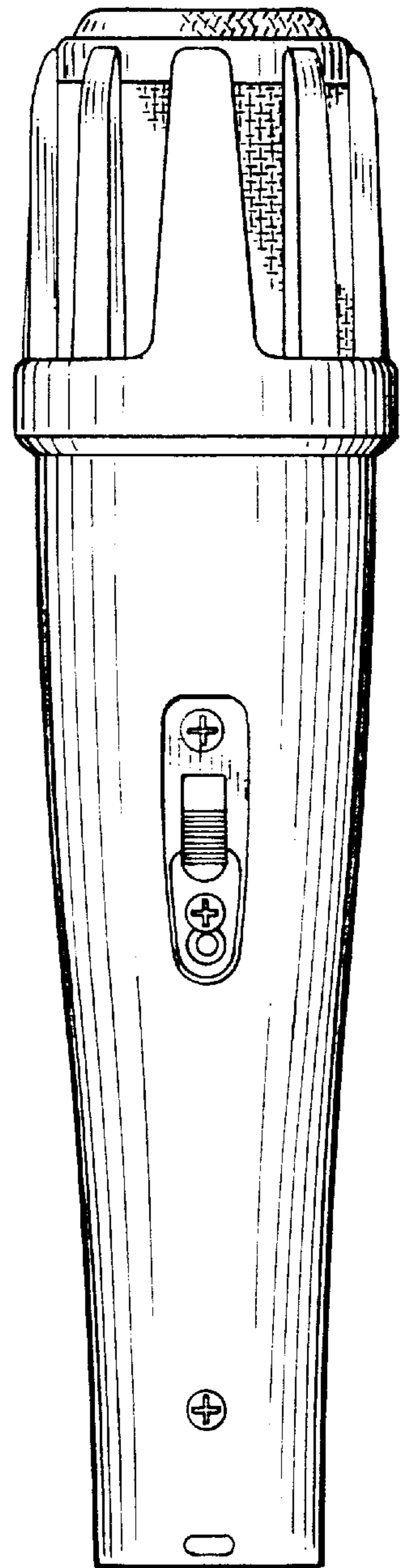


FIG. 3

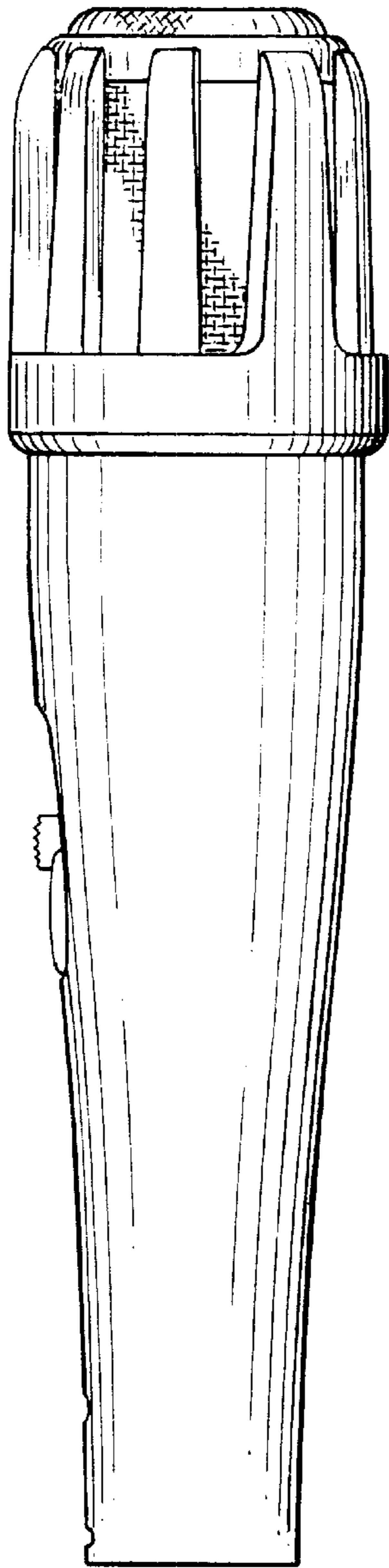


FIG. 4

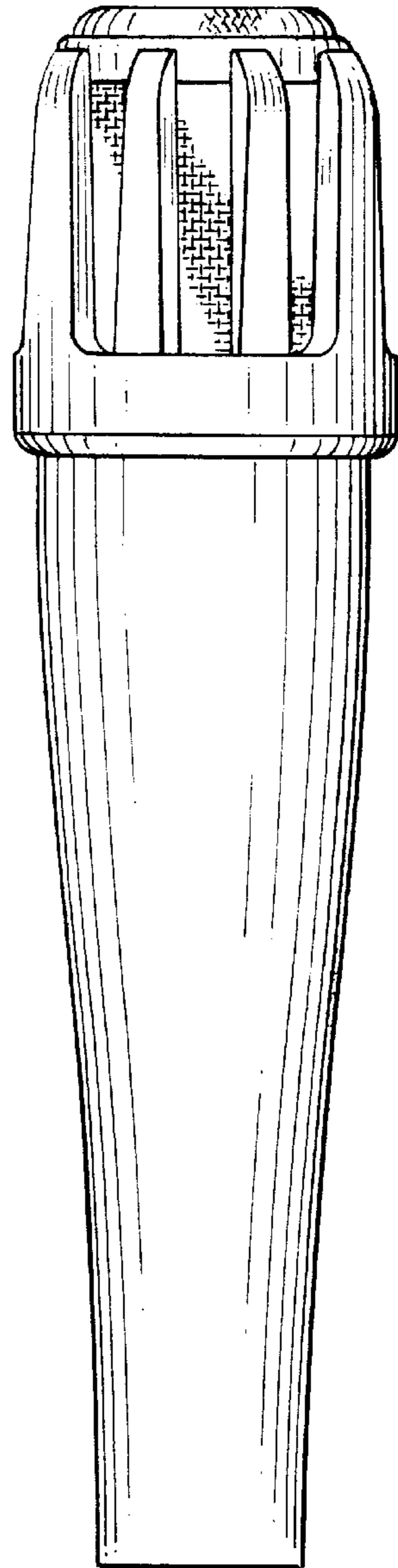


FIG. 5

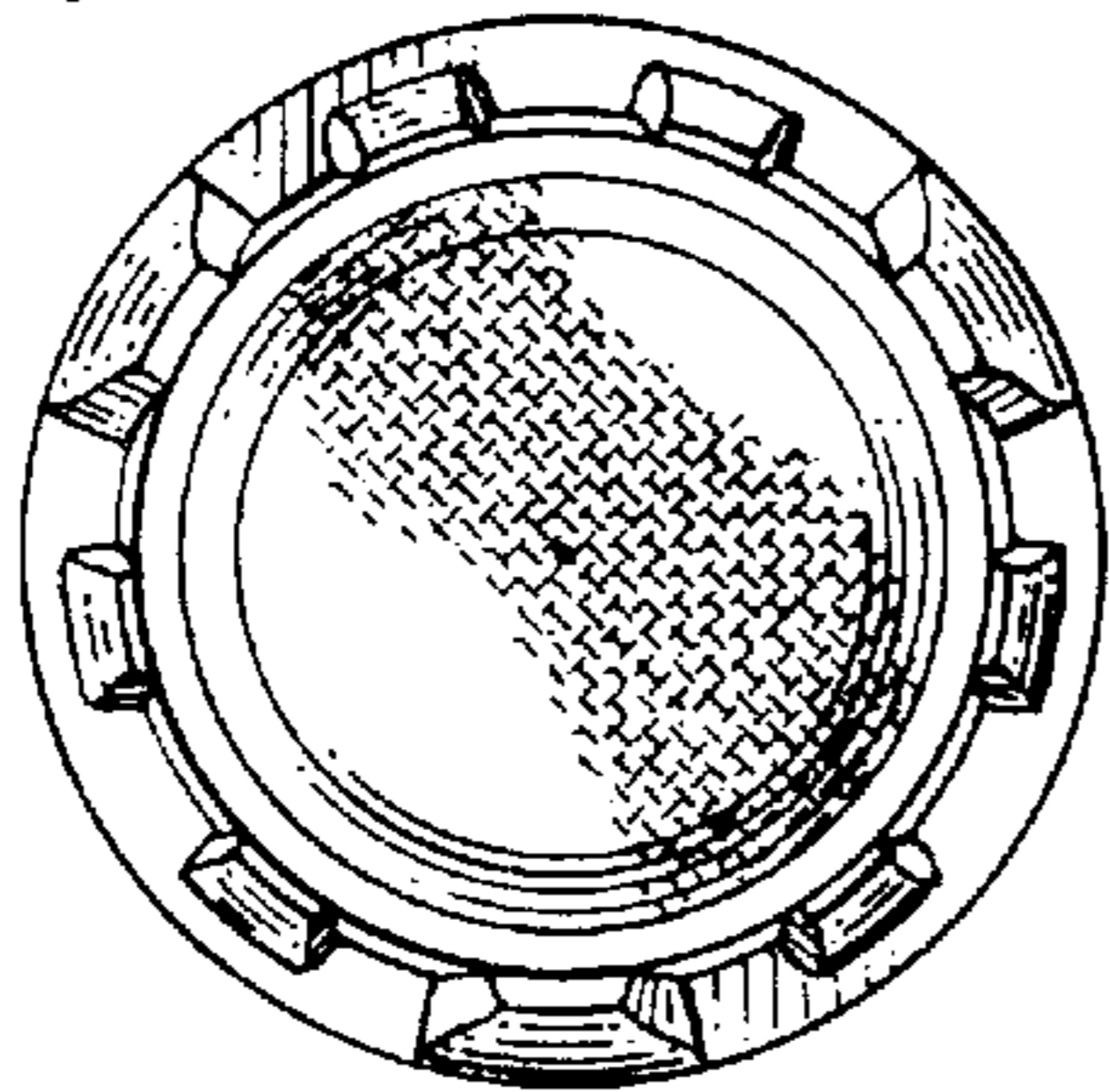


FIG. 6

