



US00D407391S

United States Patent [19]

Pascual et al.

[11] Patent Number: **Des. 407,391**

[45] Date of Patent: ****Mar. 30, 1999**

[54] **ICON FOR A DISPLAY SCREEN**

[75] Inventors: **Mario Quijano Pascual; Juan Manuel Gili Manzanaro**, both of Madrid, Spain

[73] Assignee: **Telefonica de España, S.A.**, Madrid, Spain

[**] Term: **14 Years**

[21] Appl. No.: **82,701**

[22] Filed: **Oct. 21, 1997**

[30] **Foreign Application Priority Data**

Apr. 22, 1997 [ES] Spain 24711

[51] **LOC (6) Cl.** **14-02**

[52] **U.S. Cl.** **D14/114.35**

[58] **Field of Search** D14/114, 114.1-114.9; D18/24-27, 32; D19/6; D10/11; 345/326, 339-40, 347-57

[56] **References Cited**

U.S. PATENT DOCUMENTS

D. 62,875 8/1923 Benson D18/32

- D. 341,848 11/1993 Bigelow et al. D18/25
- D. 390,548 2/1998 Maekawa et al. D14/114.5
- D. 394,052 5/1998 Meade D14/114.5
- D. 395,049 6/1998 Morioka et al. D14/114.3
- D. 398,651 11/1998 Thomas D14/114.5

Primary Examiner—M. H. Tung
Attorney, Agent, or Firm—Thelen Reid & Priest LLP

[57] **CLAIM**

The ornamental design for an icon for a display screen, as shown and described.

DESCRIPTION

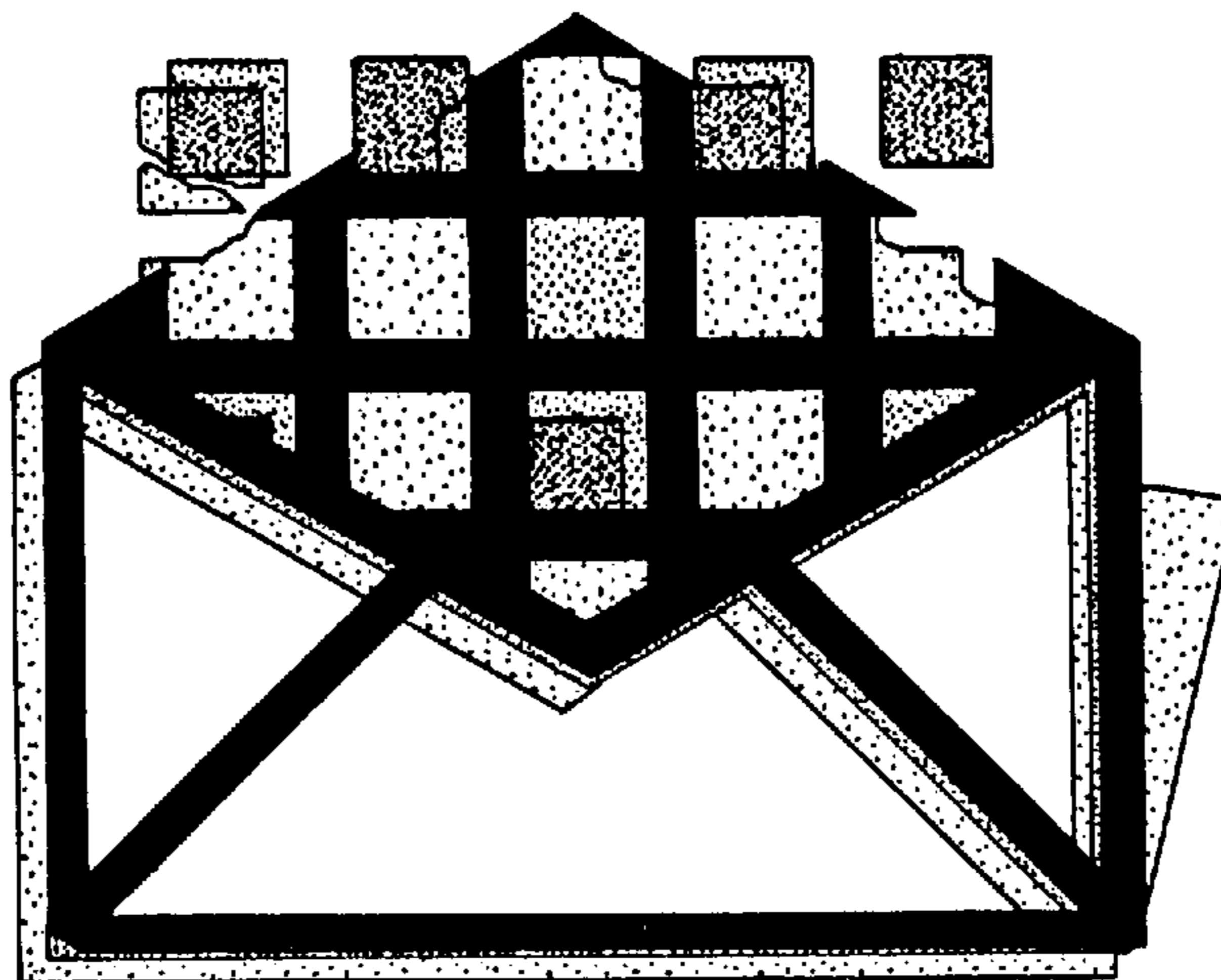
FIG. 1 is a perspective view of an icon for a display screen showing the claimed design;

FIG. 2 is a front elevational view thereof; and,

FIG. 3 is an enlarged front elevational view thereof, the icon is shown separately for clarify of illustration.

The broken-line disclosure of a computer and screen in FIGS. 1 and 2 shows the environment on which the icon is displayed and forms no part of the claimed design.

1 Claim, 1 Drawing Sheet



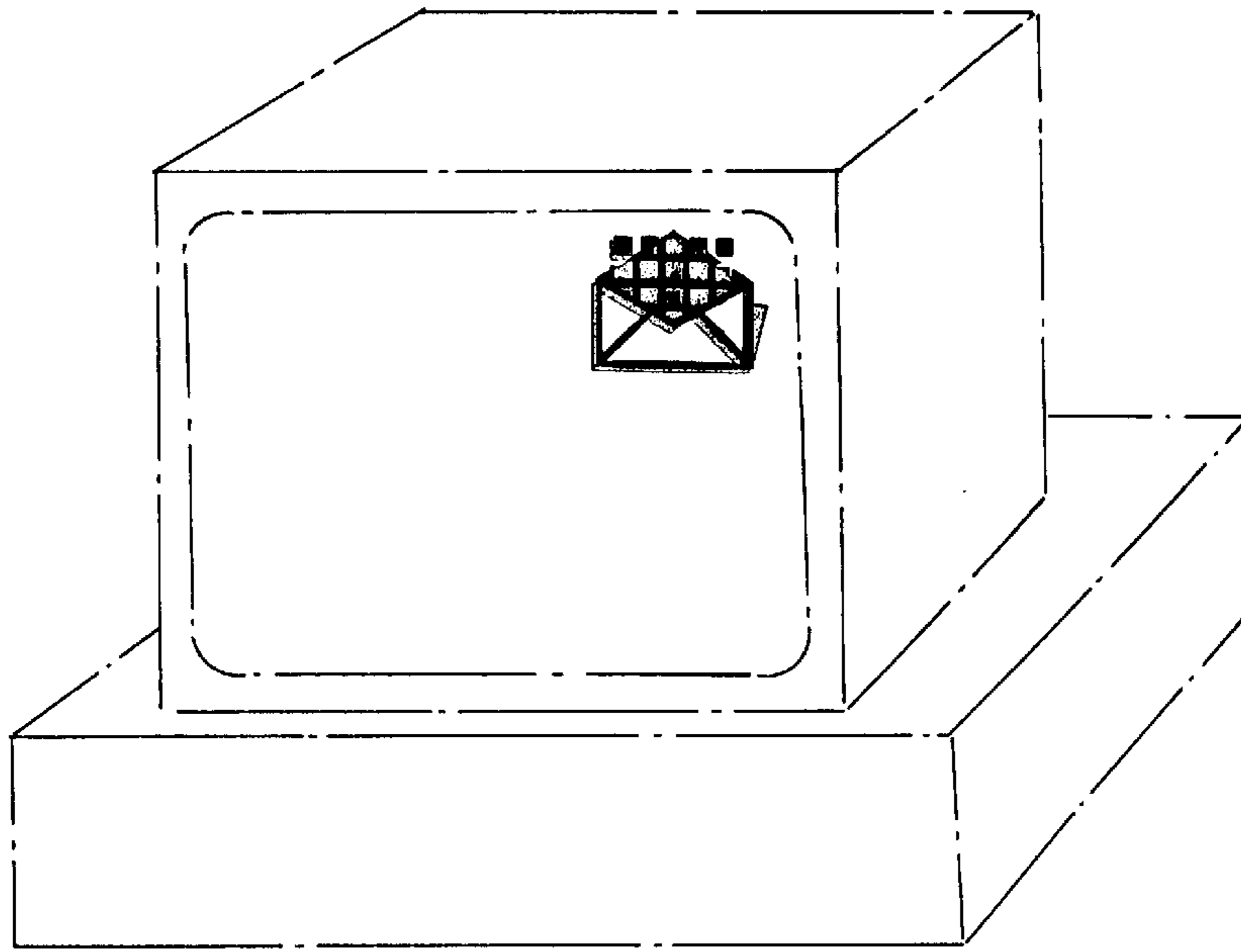


FIG. 1




FIG. 2




FIG. 3