



US00D407387S

United States Patent [19]

[11] Patent Number: Des. 407,387

Smith et al.

[45] Date of Patent: **Mar. 30, 1999

[54] **PORTABLE COMPUTER**

[75] Inventors: **Scott R. Smith**, Crystal Lake; **Scott G. Manke**, Wonder Lake, both of Ill.

[73] Assignee: **Level IV Technology, Ltd.**, Crystal Lake, Ill.

[**] Term: **14 Years**

[21] Appl. No.: **84,929**

[22] Filed: **Mar. 11, 1998**

[51] **LOC (6) Cl.** **14-02**

[52] **U.S. Cl.** **D14/106**

[58] **Field of Search** D14/100, 101, D14/106, 113, 115; D18/1, 2, 7; 135/145 A, 145 R; 341/22, 23; 345/104, 156, 168, 173, 87; 361/680-686; 364/708.1; 400/486, 489

[56] **References Cited**

U.S. PATENT DOCUMENTS

- D. 376,352 12/1996 Karidis et al. D14/106
- D. 377,930 2/1997 Sekino et al. D14/106
- D. 388,403 12/1997 Tochishita D14/106

OTHER PUBLICATIONS

- Dec. 16, 1996 PHOTO: Sharp WideNote, Internet web page.
- Jeff Bertolucci, HP OmniBook 800: Light, but not Perfect, Nov. 1996, Internet web page.
- Carol Venezia, Toshiba Libretto 100CT, Apr. 7, 1998, *PC Magazine*, Internet web page.
- Stephen H. Wildstrom, A Teensy Laptop with a Big Flaw, Jun. 16, 1997, Internet web page.

HP Launches New High-Performance Ultraportable Notebook Notebook PC, Sep. 9, 1996, *HP Press Release*, Internet web page.

Jim Forbes, Dec. 1996 Reviews What's Hot: HP OmniBook 800CT, Internet web page.

Asa Sommers, Sharp's WideNote: The Shape of Screens to Come?, Jan. 1997, Internet web page.

Bryan Betts, Sharp WideNote 100T, Jul 2, 1997, Internet web page.

Primary Examiner—Freda Nunn

Attorney, Agent, or Firm—Brinks Hofer Gilson & Lione

[57] **CLAIM**

The ornamental design for a portable computer, as shown and described.

DESCRIPTION

FIG. 1 is a perspective view of a portable computer in accordance with our new design, in the closed position;

FIG. 2 is a front elevation view thereof;

FIG. 3 is a top plan view thereof;

FIG. 4 is a right side elevation view thereof;

FIG. 5 is a left side elevation view thereof;

FIG. 6 is a rear elevation view thereof;

FIG. 7 is a bottom plan view thereof;

FIG. 8 is a perspective view thereof, in the open position; and,

FIG. 9 is a top plan view thereof, in the open position.

The environmental structure shown in broken lines on the drawing figures are for illustrative purposes only and not a part of the claimed design.

1 Claim, 6 Drawing Sheets

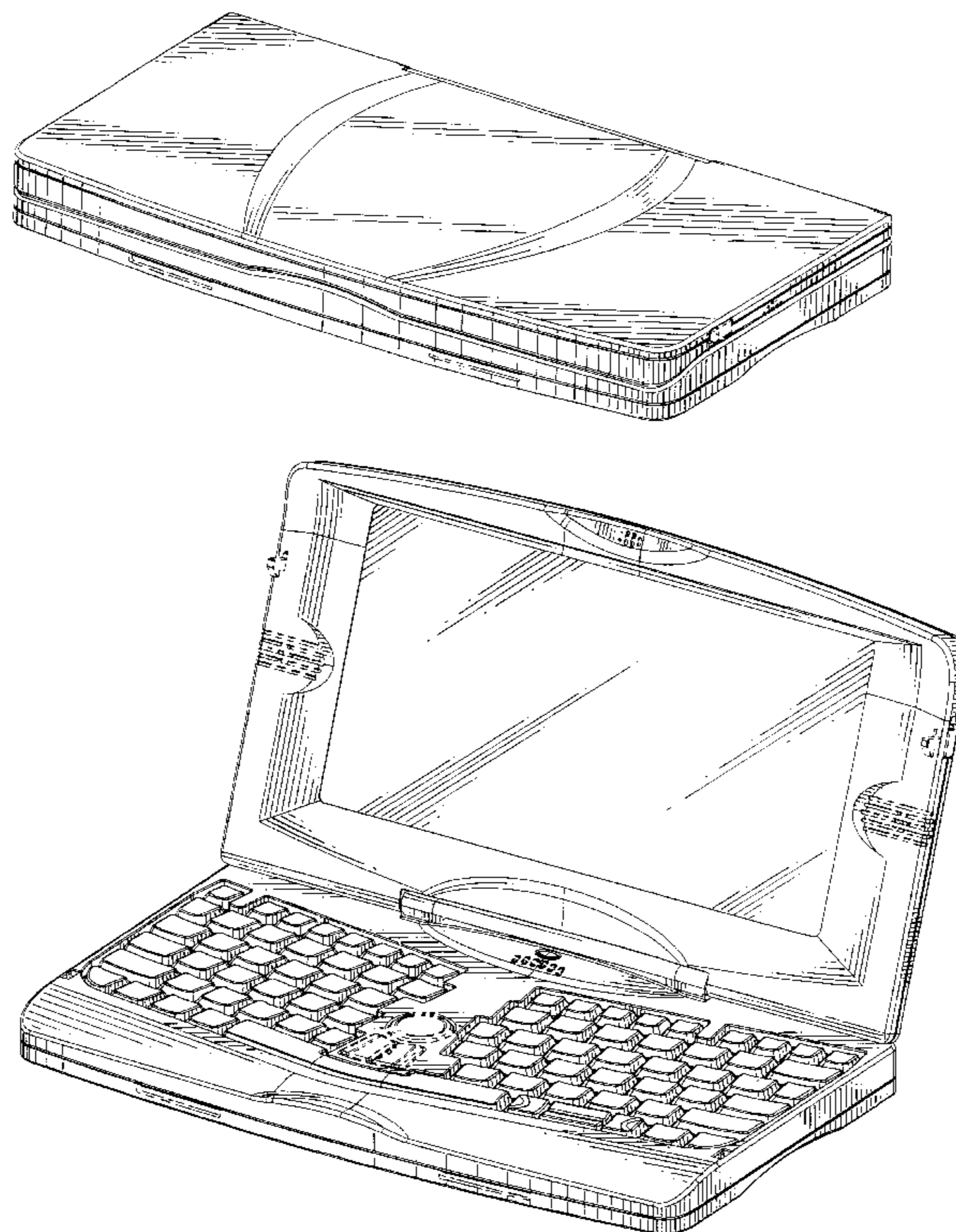


FIG. 1

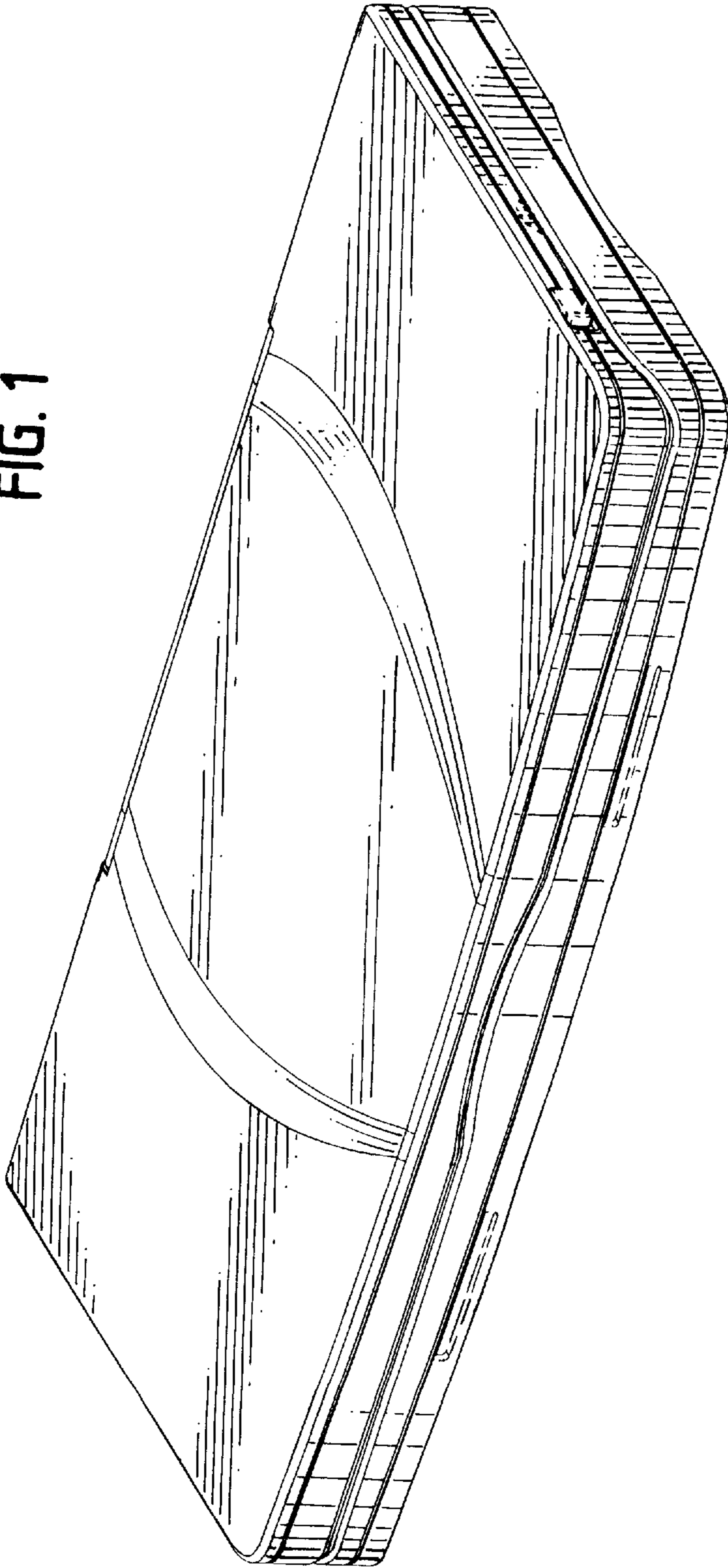


FIG. 2

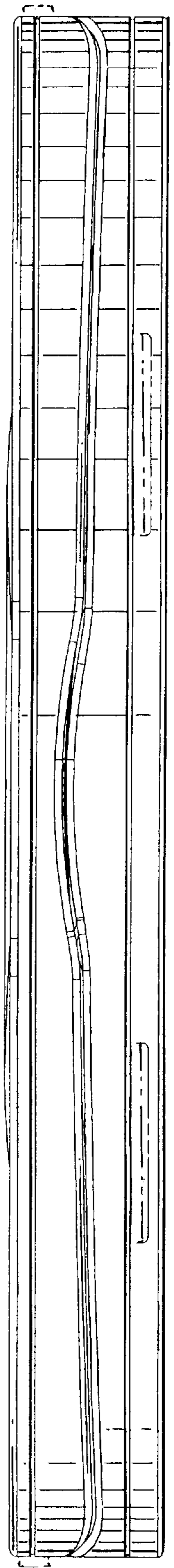


FIG. 3

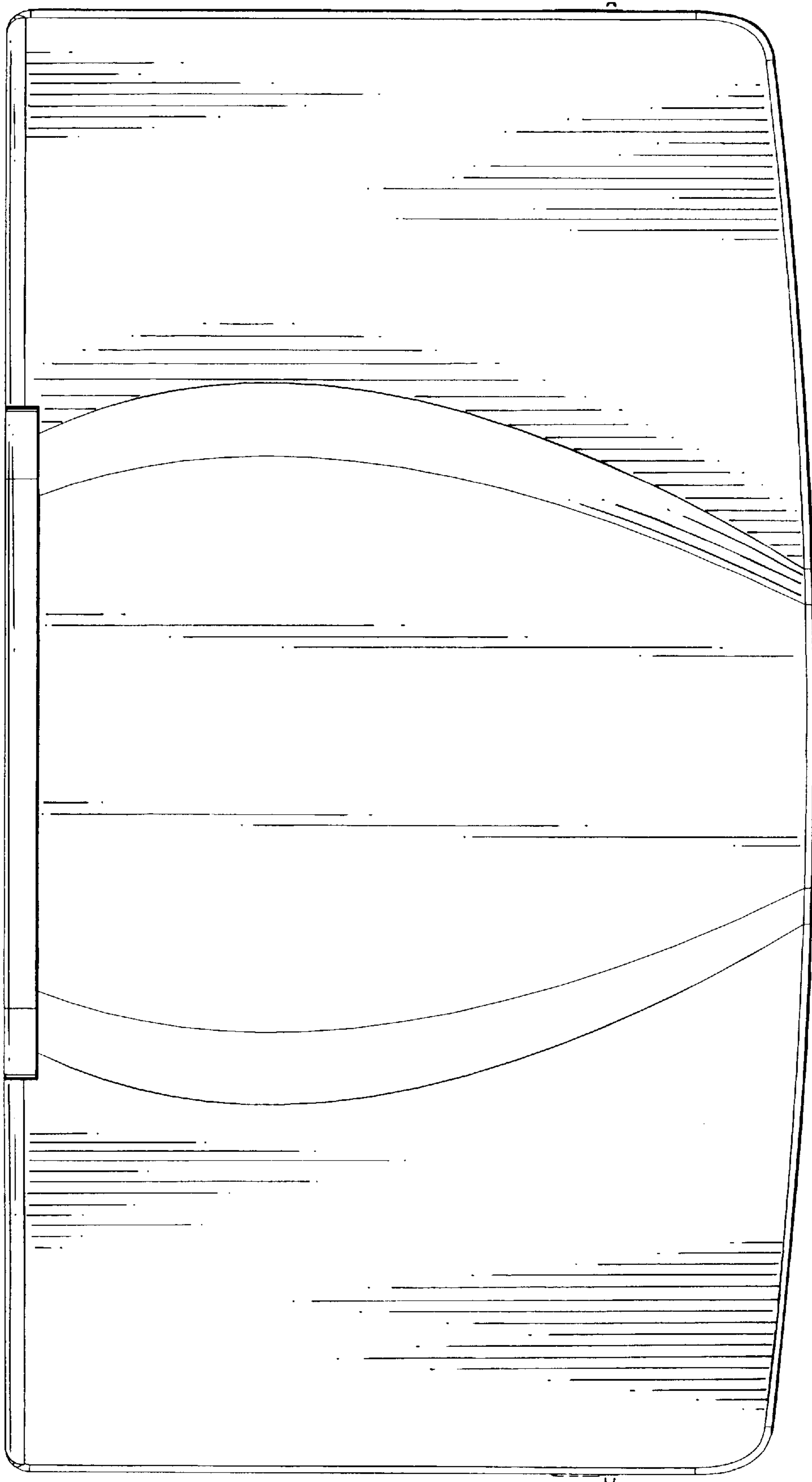


FIG. 4

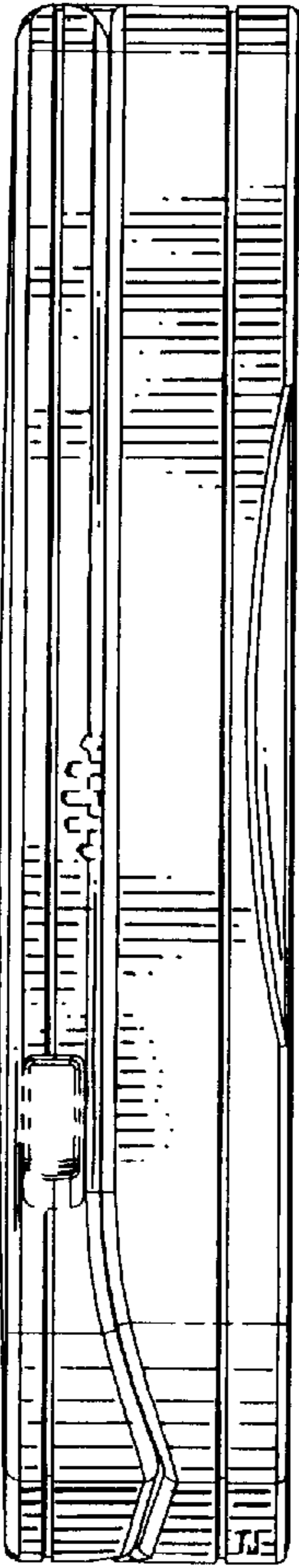


FIG. 5

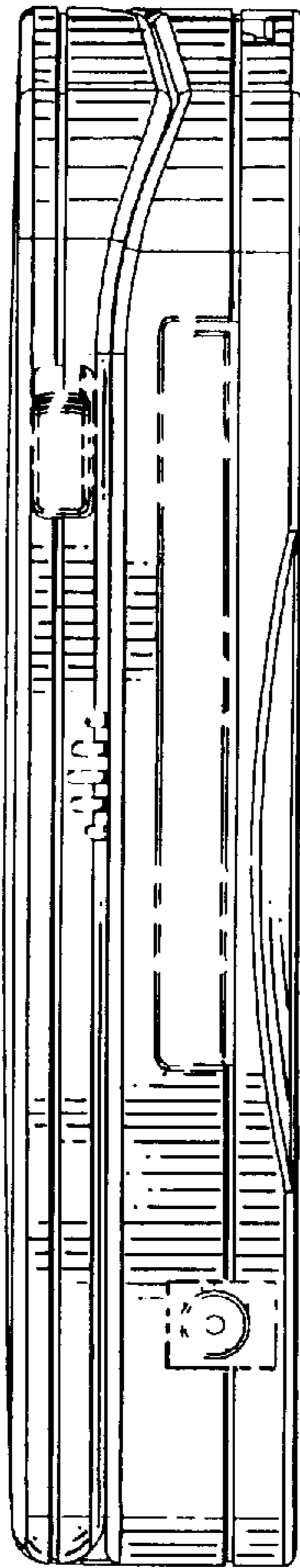


FIG. 6

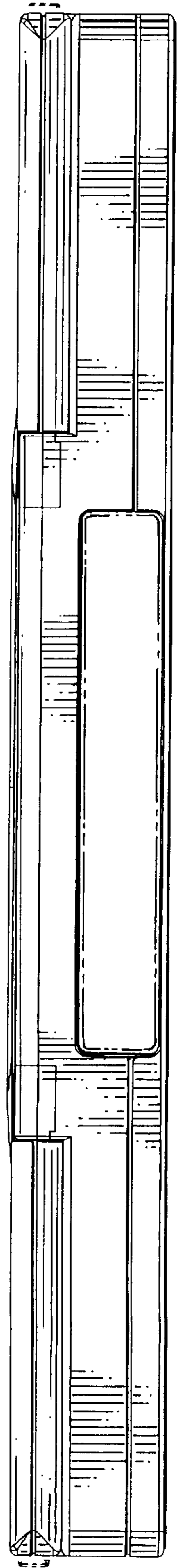


FIG. 7




FIG. 8

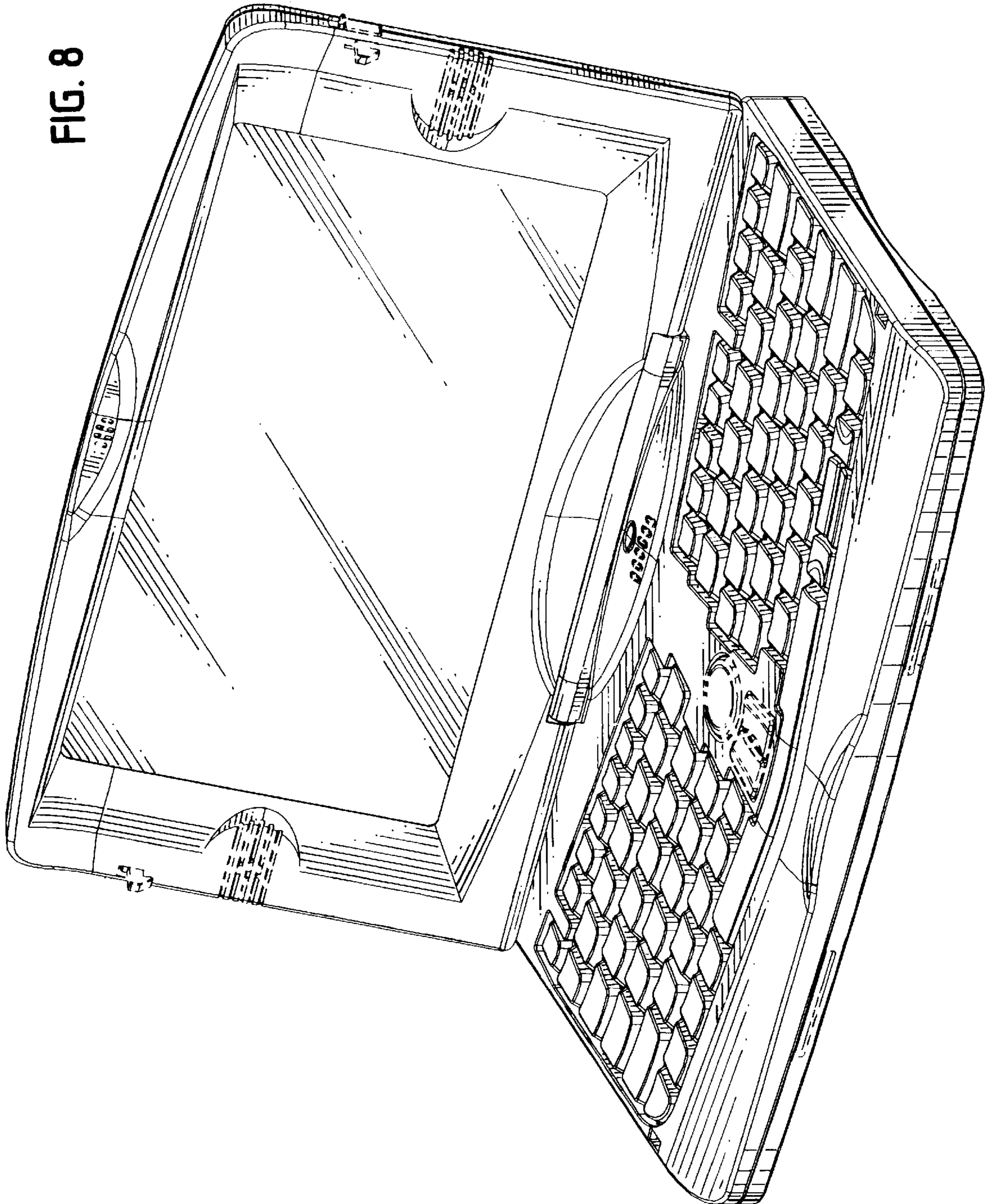


FIG. 9

