



US00D407348S

United States Patent [19] Riley

[11] **Patent Number: Des. 407,348**

[45] **Date of Patent: **Mar. 30, 1999**

[54] **THREE-WHEELED VEHICLE**

[75] Inventor: **Robert Q. Riley**, Scottsdale, Ariz.

[73] Assignee: **Lawrence K. Edwards**, Fairfax, Va.

[**] Term: **14 Years**

[21] Appl. No.: **84,620**

[22] Filed: **Mar. 6, 1998**

[51] **LOC (6) Cl. 12-08**

[52] **U.S. Cl. D12/85**

[58] **Field of Search D12/85, 90-92;
180/210, 215, 217**

Chris Rees, *Three-Wheelers: From Morgan to Messerschmitt, Benz to Bond and beyond . . .*, 1995, pp. 74, 135, 136, 138, and 150.

Primary Examiner—Melody N. Brown
Attorney, Agent, or Firm—Senniger, Powers, Leavitt & Roedel

[57] CLAIM

The ornamental design for a three-wheeled vehicle, as shown and described.

DESCRIPTION

[56] References Cited

U.S. PATENT DOCUMENTS

D. 203,665	2/1966	Cherry et al.	D12/85
D. 268,402	3/1983	Riley et al.	D12/85
D. 274,398	6/1984	Heyes	D12/85
D. 274,995	8/1984	Richardo et al.	D12/85
D. 283,113	3/1986	Stolley	D12/85
D. 329,212	9/1992	Murkett et al.	D12/91

OTHER PUBLICATIONS

Robert Q. Riley, *Alternative Cars in the 21st Century: A New Personal Transportation Paradigm*, 1994, pp. 282-283 and 366-367.

FIG. 1 is a right side elevational view of a three-wheeled vehicle;

FIG. 2 is a top plan view thereof;

FIG. 3 is a front elevational view thereof;

FIG. 4 is a rear elevational view thereof; and,

FIG. 5 is a front elevational view thereof of the vehicle leaning to one side as when negotiating a curve.

1 Claim, 2 Drawing Sheets

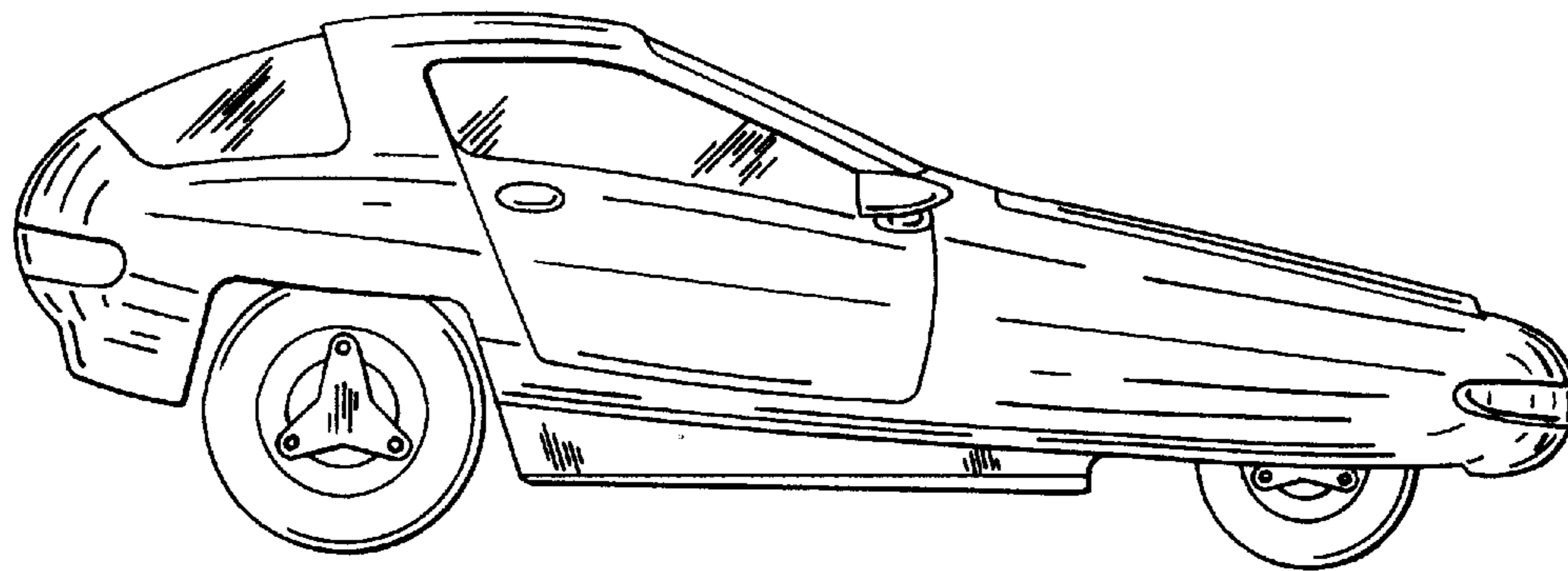


FIG. 1

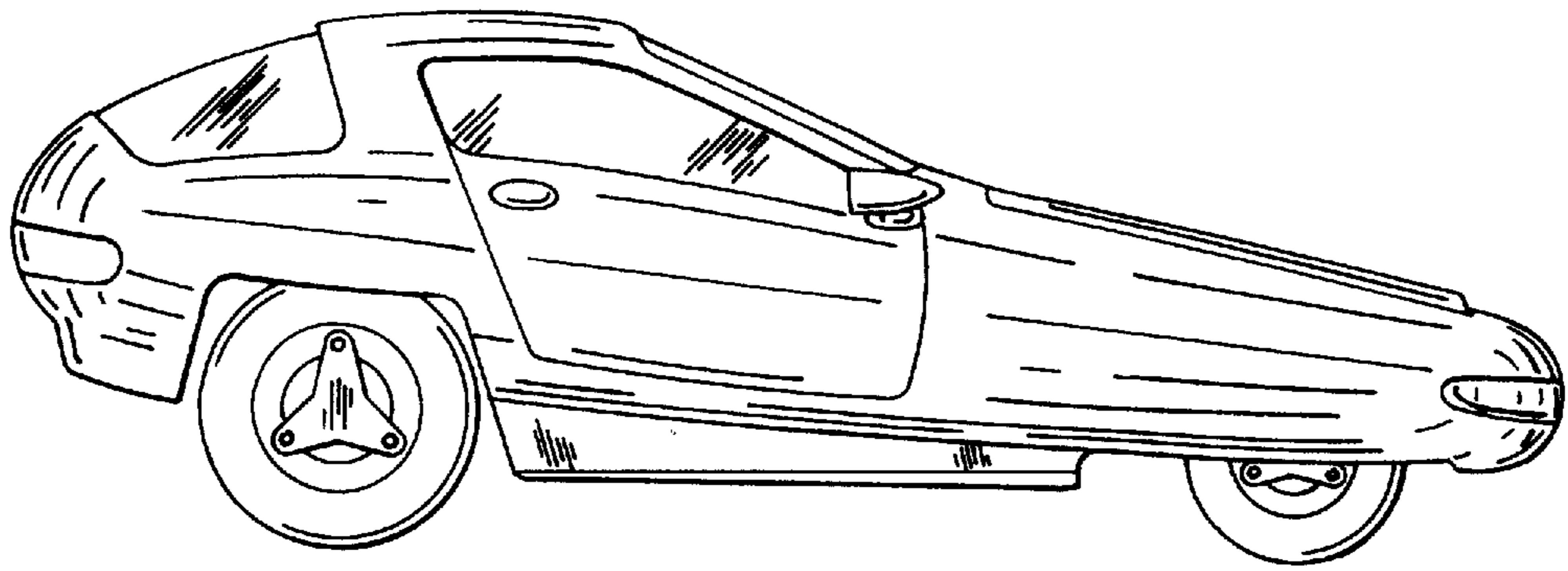


FIG. 2

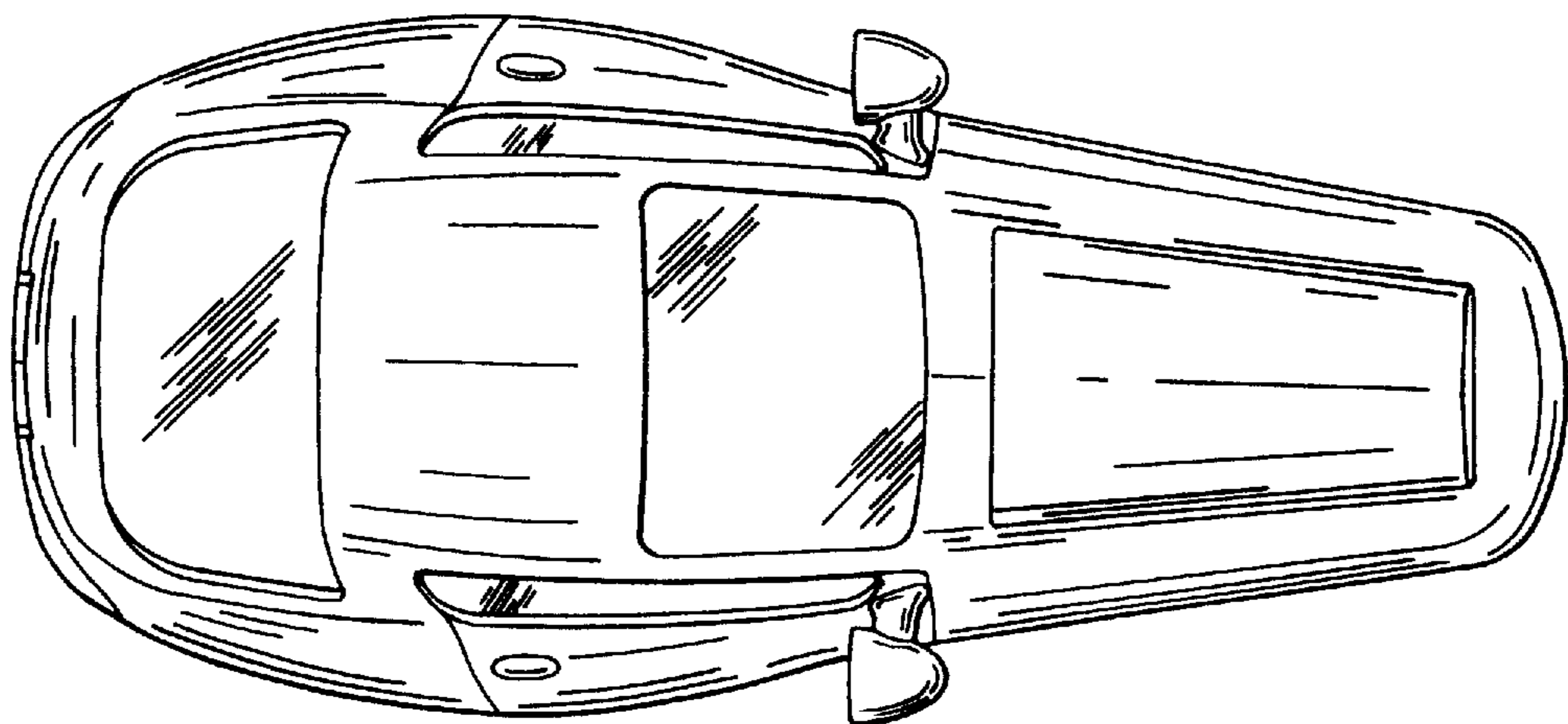


FIG. 3




FIG. 4

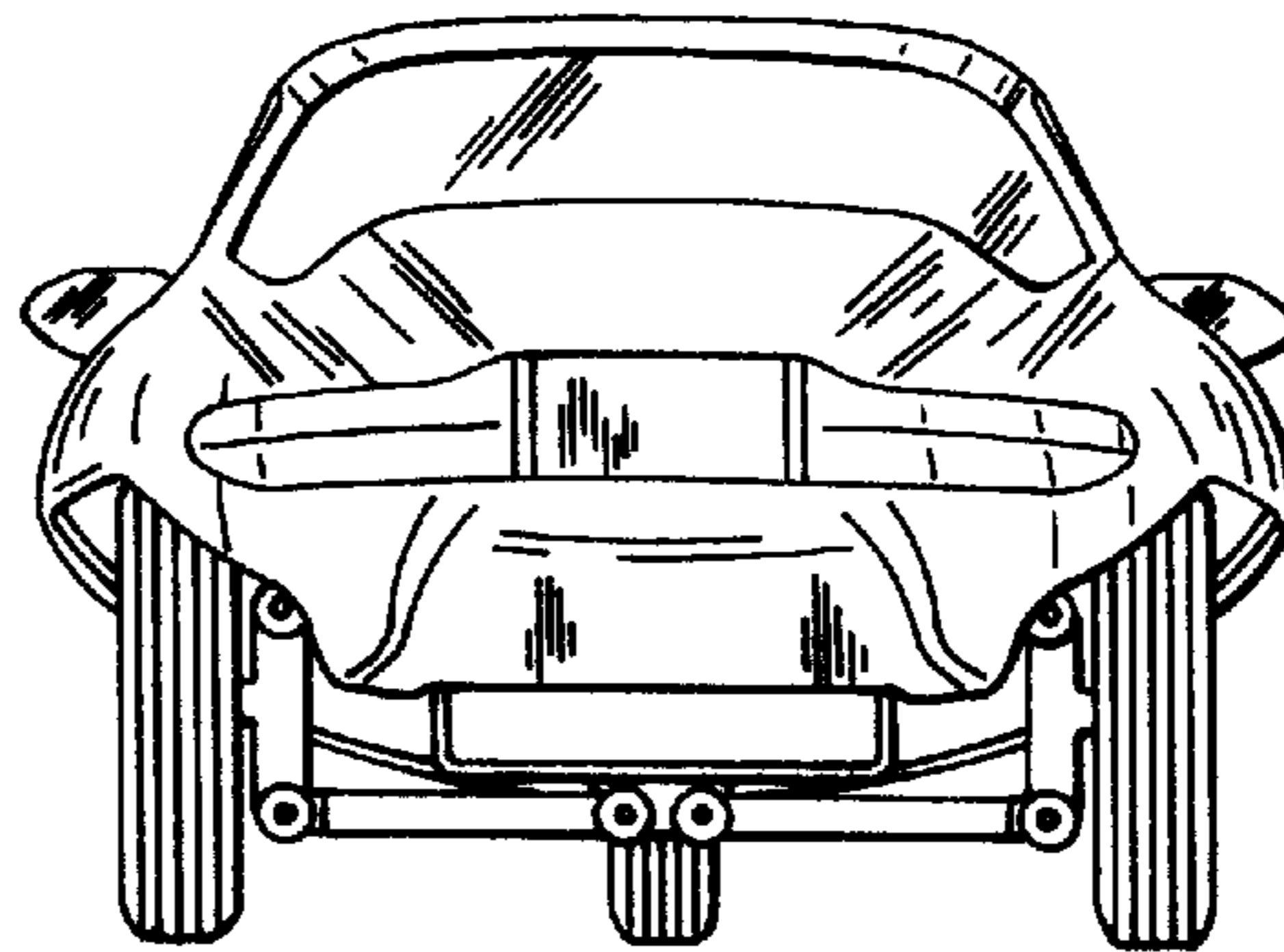


FIG. 5

