



US00D407346S

# United States Patent [19]

Wyatt et al.

[11] Patent Number: Des. 407,346

[45] Date of Patent: \*\*Mar. 30, 1999

[54] PENNANTS DISPLAY

[76] Inventors: **Harry Wyatt; Glynis Margaret Wyatt**,  
both of Unit 18, Orton Enterprise  
Centre Bakewell Road, Orton  
Southgate, Peterborough, PE2 6XU,  
United Kingdom

[\*\*] Term: 14 Years

[21] Appl. No.: 90,861

[22] Filed: Jul. 17, 1998

[30] Foreign Application Priority Data

Jan. 17, 1998 [GB] United Kingdom ..... 2071751

[51] LOC (6) Cl. .... 11-05

[52] U.S. Cl. .... D11/168; D11/172; D11/183

[58] Field of Search ..... D11/165, 8, 168,  
D11/171, 172, 174, 179, 181, 182, 183;  
116/173; 248/477, 539

[56] References Cited

U.S. PATENT DOCUMENTS

- D. 60,773 4/1922 Carter ..... D11/174
- D. 62,092 3/1923 Pope ..... D11/168
- D. 100,665 8/1936 Kelley ..... D11/8

- D. 185,907 8/1959 Morris ..... D11/171
- D. 258,275 2/1981 Ryan ..... D11/8 X
- D. 327,454 6/1992 Garbarino ..... D11/165
- 2,688,303 9/1954 Leander ..... 116/173
- 2,888,900 6/1959 Scarlet ..... D11/168
- 3,476,929 11/1969 Klinger ..... 116/173
- 3,678,886 7/1972 Tibbet ..... 116/173
- 5,244,715 9/1993 Kuchar ..... 116/173 X
- 5,377,611 1/1995 Crookham et al. .... 116/173

Primary Examiner—M. N. Pandozzi  
Attorney, Agent, or Firm—Lee, Mann, Smith, McWilliams,  
Sweeney & Ohlson

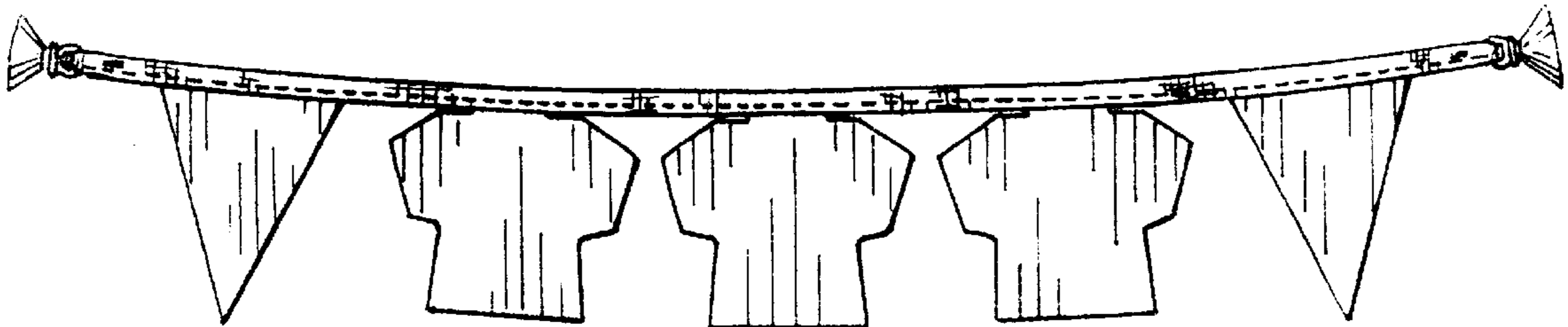
[57] CLAIM

The ornamental design for a pennants display, as shown and described

DESCRIPTION

FIG. 1 is a front elevational view of a pennants display, according to our invention;  
FIG. 2 is a rear elevational view thereof;  
FIG. 3 is a top plan view thereof;  
FIG. 4 is a bottom plan view thereof; and,  
FIG. 5 is a view taken from one end thereof, with the opposite end being identical.

1 Claim, 1 Drawing Sheet



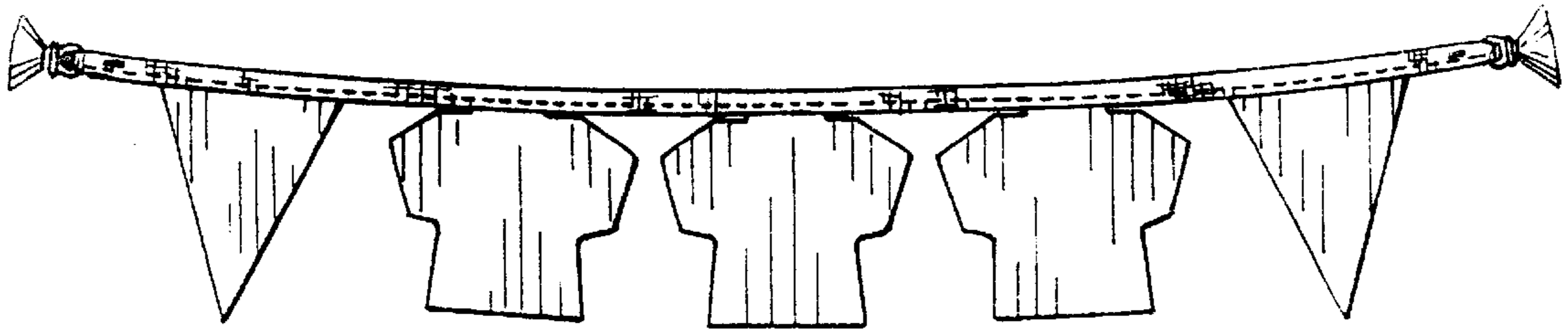


Fig. 1

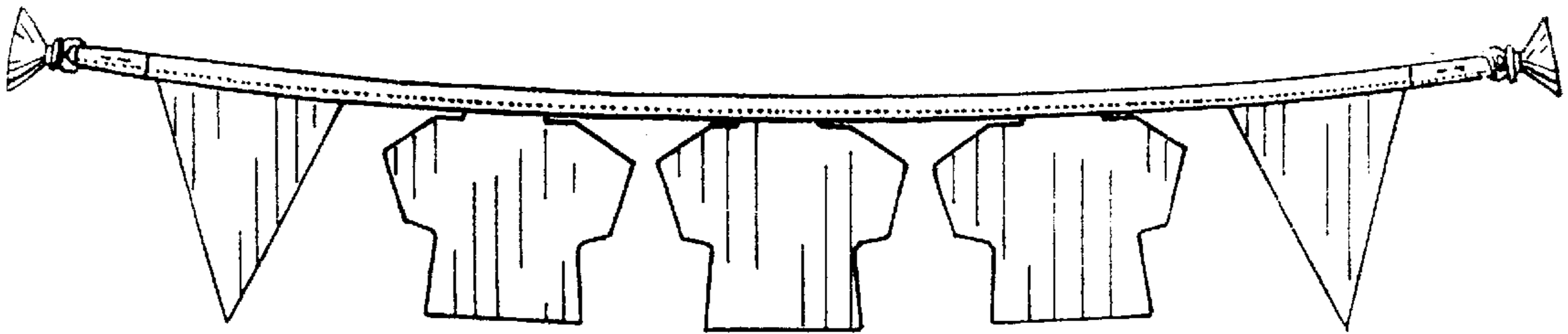


Fig. 2

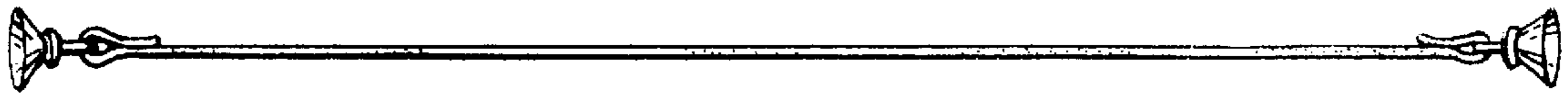


Fig. 3



Fig. 4



Fig. 5