



US00D407334S

# United States Patent [19] Stoll

[11] **Patent Number: Des. 407,334**

[45] **Date of Patent: \*\*Mar. 30, 1999**

[54] **WRISTWATCH**

[75] Inventor: **Véronique Stoll**, Bienne, Switzerland

[73] Assignee: **Rado Uhren AG (Montres Rado SA)**  
(Rado Watch Co.Ltd), Lengnau,  
Switzerland

[\*\*] Term: **14 Years**

[21] Appl. No.: **88,345**

[22] Filed: **May 21, 1998**

[30] **Foreign Application Priority Data**

Jan. 27, 1998 [XH] Hague Agreement ..... DM/042738

[51] **LOC (6) Cl.** ..... **10-02**

[52] **U.S. Cl.** ..... **D10/32; D10/30**

[58] **Field of Search** ..... D10/1-40, 122-132;  
D11/3-25; 63/1.1, 3, 5, 11; 368/276-277,  
280-282, 285

[56] **References Cited**

**U.S. PATENT DOCUMENTS**

D. 324,342 3/1992 Burgener ..... D10/32

D. 354,445 1/1995 Wunderman ..... D10/32  
D. 370,640 6/1996 Oba ..... D10/32  
D. 382,332 12/1997 Perrin ..... D10/32  
D. 382,496 8/1997 Soo ..... D10/32

**OTHER PUBLICATIONS**

*European Jeweler* -Aug. 1986-p. 77 watch at top.

*Primary Examiner*—Nelson C. Holtje  
*Attorney, Agent, or Firm*—Collen Law Associates P.C.

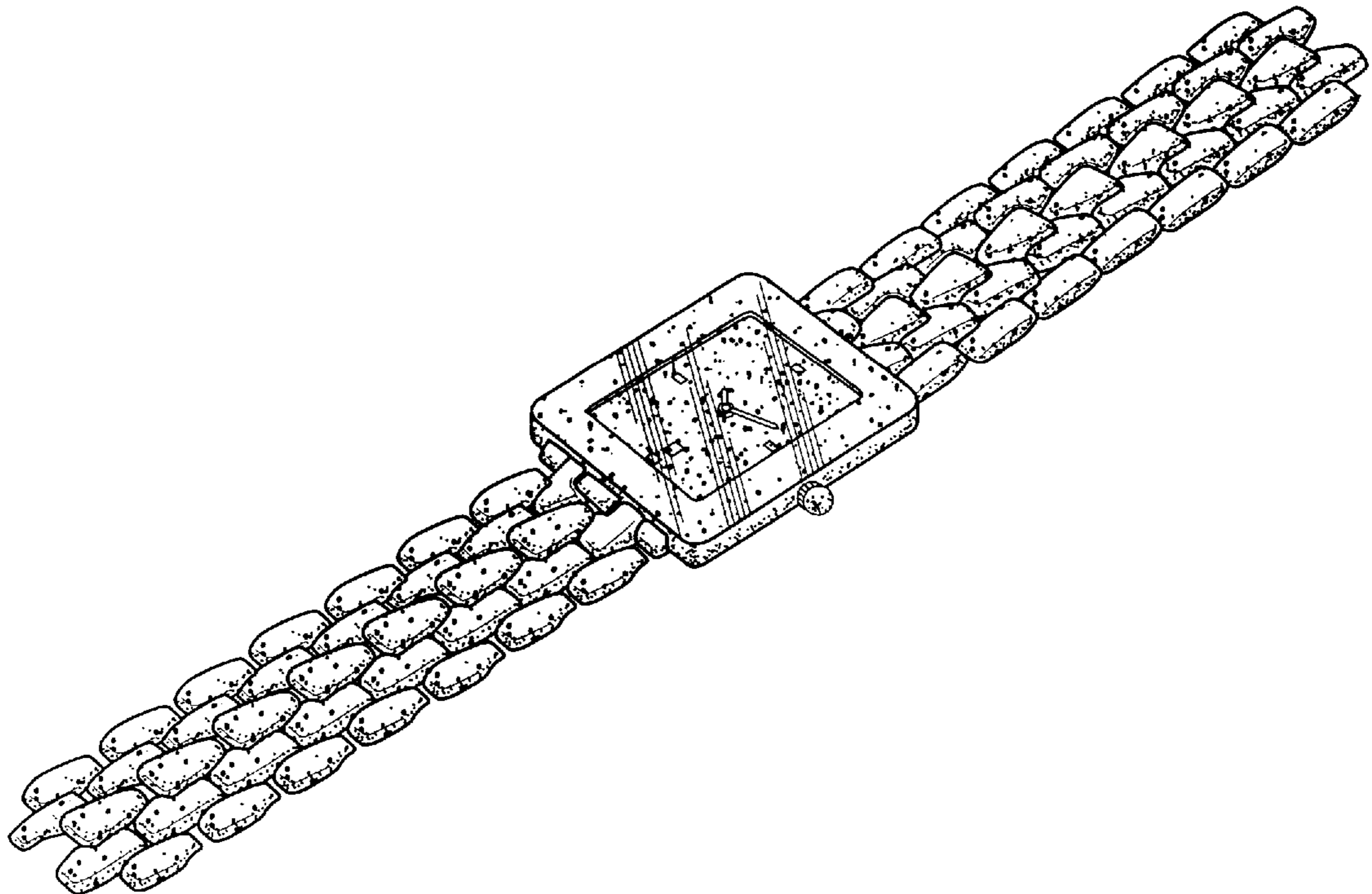
[57] **CLAIM**

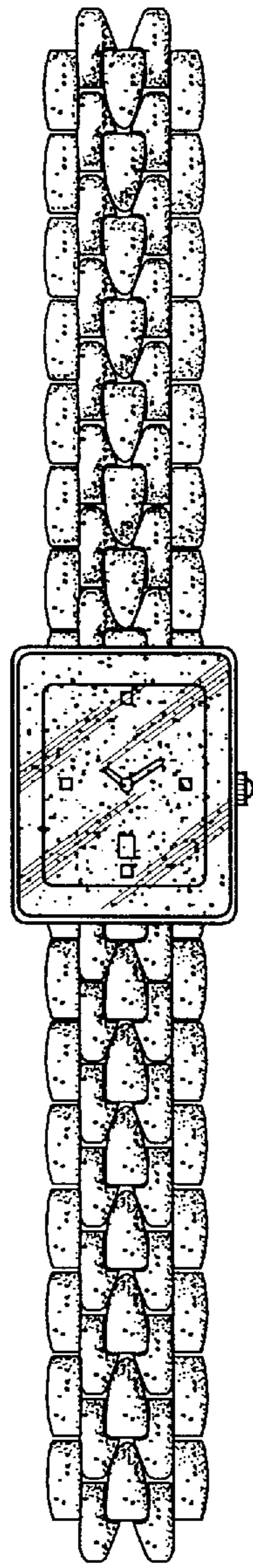
The ornamental design for a wristwatch, as shown and described.

**DESCRIPTION**


FIG. 1 is a top view of my new and ornamental design for a wristwatch;  
FIG. 2 is a bottom view thereof;  
FIG. 3 is a left view thereof;  
FIG. 4 is a right view thereof;  
FIG. 5 is a front view thereof;  
FIG. 6 is a rear view thereof; and,  
FIG. 7 is a top right perspective view thereof.

**1 Claim, 3 Drawing Sheets**

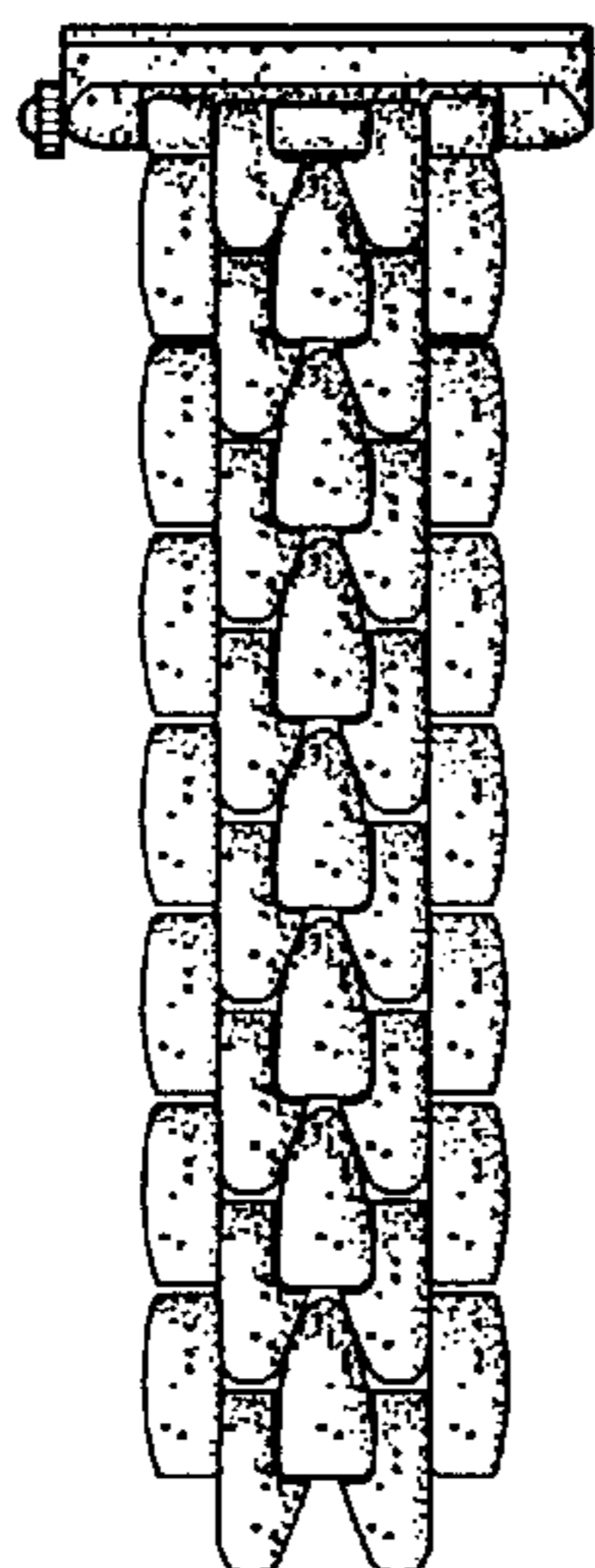




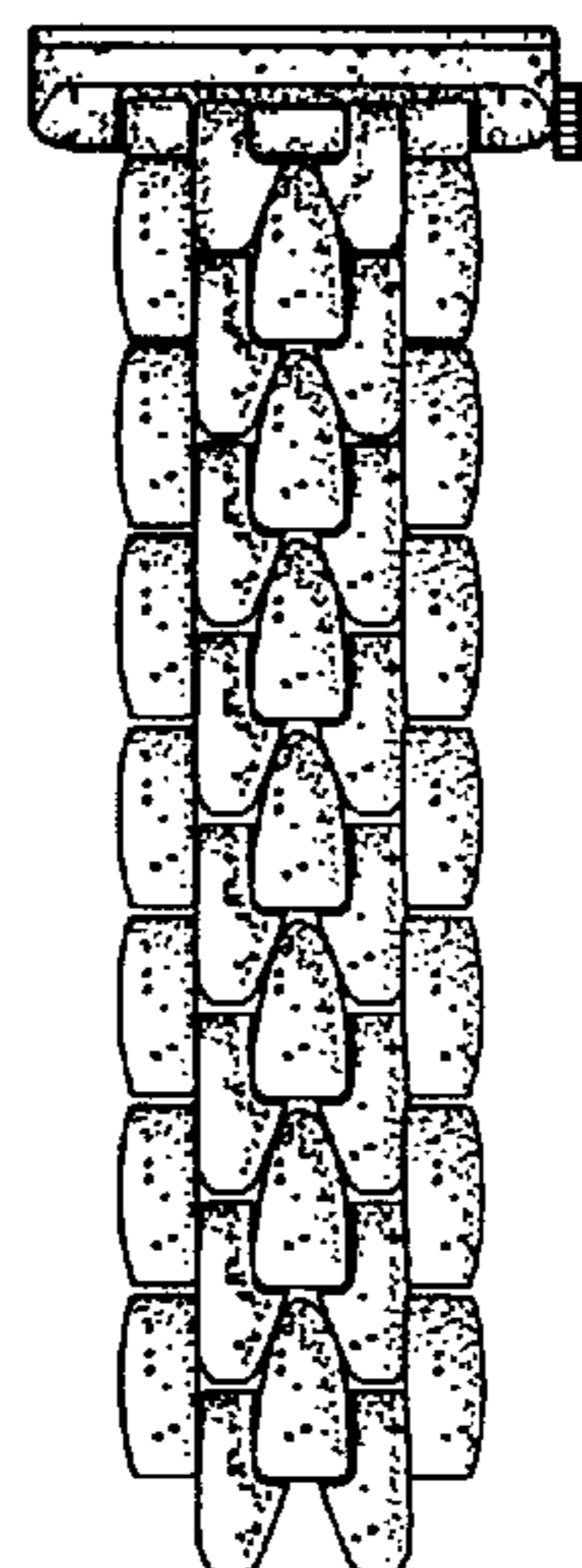
*Fig. 1*




*Fig. 2*



*Fig. 6*



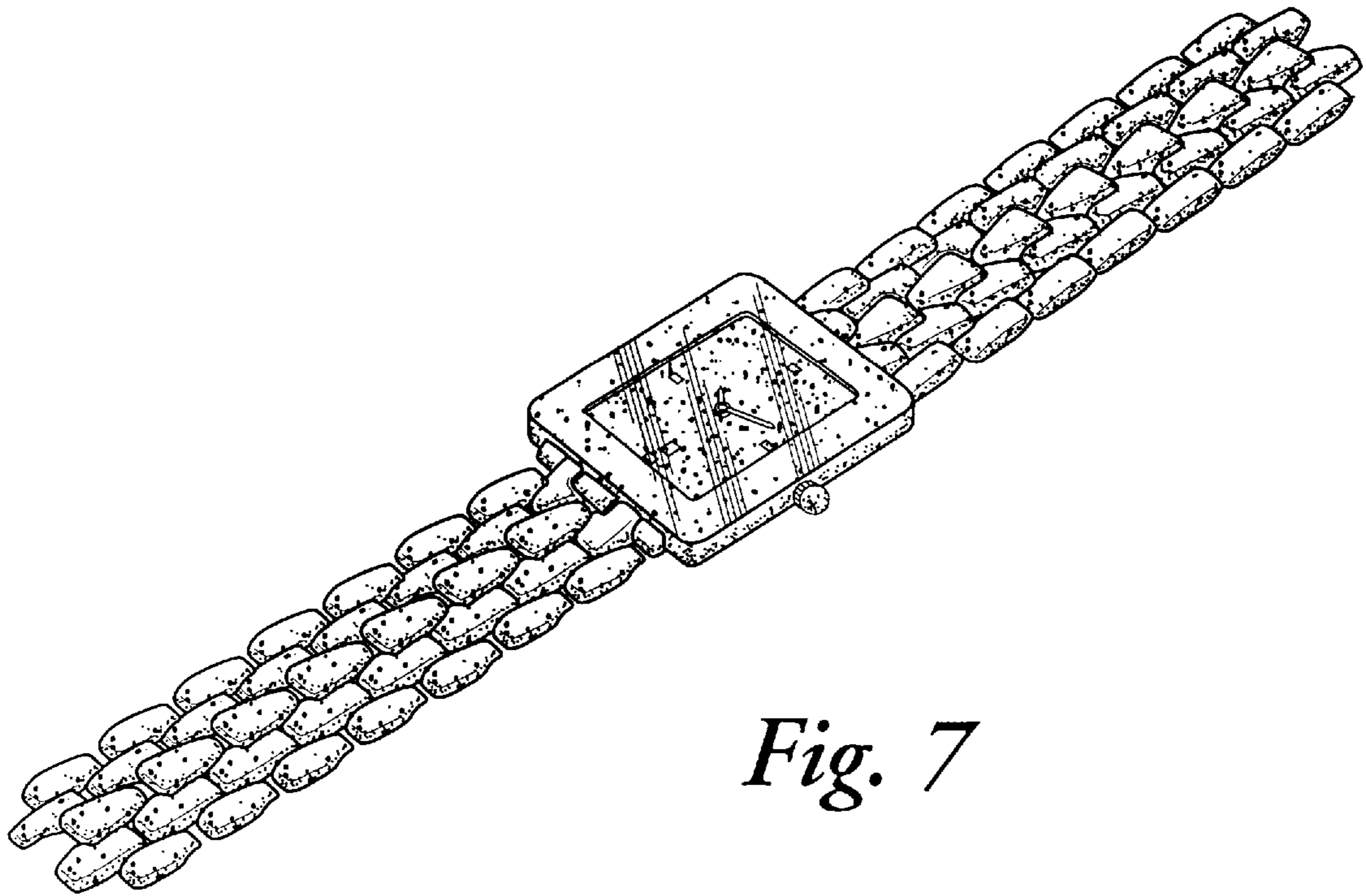
*Fig. 5*



*Fig. 3*



*Fig. 4*



*Fig. 7*