



US00D407326S

United States Patent [19]
Sakai

[11] **Patent Number: Des. 407,326**

[45] **Date of Patent: **Mar. 30, 1999**

[54] **WATCHCASE**

D. 391,859 3/1998 Sato D10/30
D. 394,610 5/1998 Ishizaka D10/30

[75] Inventor: **Shigeo Sakai**, Chiba, Japan

OTHER PUBLICATIONS

[73] Assignee: **Seiko Instruments Inc.**, Japan

Hong Kong Enterprise -Jul. 1988 p. 163—Watch #LTH 419
At Upper Middle-Left.

[**] Term: **14 Years**

Primary Examiner—Nelson C. Holtje
Attorney, Agent, or Firm—Adams & Wilks

[21] Appl. No.: **75,451**

[22] Filed: **Aug. 21, 1997**

[57] **CLAIM**

[51] **LOC (6) Cl.** **10-02**

The ornamental design for a watchcase, as shown and described.

[52] **U.S. Cl.** **D10/30; D10/38**

[58] **Field of Search** D10/1-40, 122-132;
368/280-282, 276-277, 28-30, 285, 239-242,
82-84, 41-44

DESCRIPTION


[56] **References Cited**

FIG. 1 is a front elevational view of a watchcase showing my new design;
FIG. 2 is a left elevational view thereof;
FIG. 3 is a right elevational view thereof;
FIG. 4 is a top plan view thereof;
FIG. 5 is a bottom plan view thereof;
FIG. 6 is a rear elevational view thereof; and,
FIG. 7 is a front, right perspective view thereof.

U.S. PATENT DOCUMENTS

- D. 237,784 11/1975 Cruse D10/38
- D. 339,749 9/1993 Ishizaka D10/38
- D. 387,677 12/1997 Hanagata D10/30
- D. 387,686 12/1997 Hanagata D10/38
- D. 391,496 3/1998 Azegami D10/30
- D. 391,497 3/1988 Kume D10/30

1 Claim, 1 Drawing Sheet






FIG. 4




FIG. 2




FIG. 1




FIG. 3




FIG. 5




FIG. 6




FIG. 7