



US00D407291S

# United States Patent [19] Knoop

[11] **Patent Number: Des. 407,291**

[45] **Date of Patent: \*\*Mar. 30, 1999**

[54] **FOLDING KNIFE**

[75] **Inventor: Hans-Peter Knoop, Solingen, Germany**

[73] **Assignee: Puma-Werk Laterjung & Sohn GmbH & Co. KG  
Schneidwarenmanufaktur, Solingen, Germany**

[\*\*] **Term: 14 Years**

[21] **Appl. No.: 74,206**

[22] **Filed: Jul. 28, 1997**

[30] **Foreign Application Priority Data**

Jan. 30, 1997 [DE] Germany ..... M 97 00 909.1

[51] **LOC (6) Cl. .... 08-03**

[52] **U.S. Cl. .... D8/99**

[58] **Field of Search ..... D8/98, 99; D22/118;  
30/155, 156, 157, 158, 159, 160, 161, 162**

[56] **References Cited**

**U.S. PATENT DOCUMENTS**

D. 345,289	3/1994	Sakai	.....	D8/99
D. 347,375	5/1994	Sakai	.....	D8/99
D. 356,723	3/1995	Sakai	.....	D8/99
D. 363,203	10/1995	Evrell	.....	D8/99
D. 365,266	12/1995	Hasegawa	.....	D8/99
D. 366,408	1/1996	Sessions et al.	.....	D8/99

D. 377,744	2/1997	Hasegawa	.....	D8/99
D. 379,579	6/1997	Pohl	.....	D8/99
D. 382,189	8/1997	Viele	.....	D8/99
5,572,793	11/1996	Collins et al.	.....	30/157

*Primary Examiner*—Philip S. Hyder  
*Attorney, Agent, or Firm*—Herbert Dubno

[57] **CLAIM**

The ornamental design for a folding knife, as shown and described.

**DESCRIPTION**

FIG. 1 is a top front perspective view of a folding knife showing my new design with the blade fully open;  
 FIG. 2 is a front elevational view thereof showing the blade fully closed;  
 FIG. 3 is a top front perspective view thereof showing the blade partially closed;  
 FIG. 4 is a rear elevational view thereof with the blade in its open position;  
 FIG. 5 is a rear view thereof with the blade closed and drawn to a larger scale than in FIGS. 1 through 4;  
 FIG. 6 is an end view thereof with the blade closed and drawing to still a larger scale than FIG. 5;  
 FIG. 7 is the opposite end view thereof in the scale of FIG. 6; and,  
 FIG. 8 is a bottom perspective view thereof with the blade open and drawn in the scale of FIG. 1.

**1 Claim, 8 Drawing Sheets**

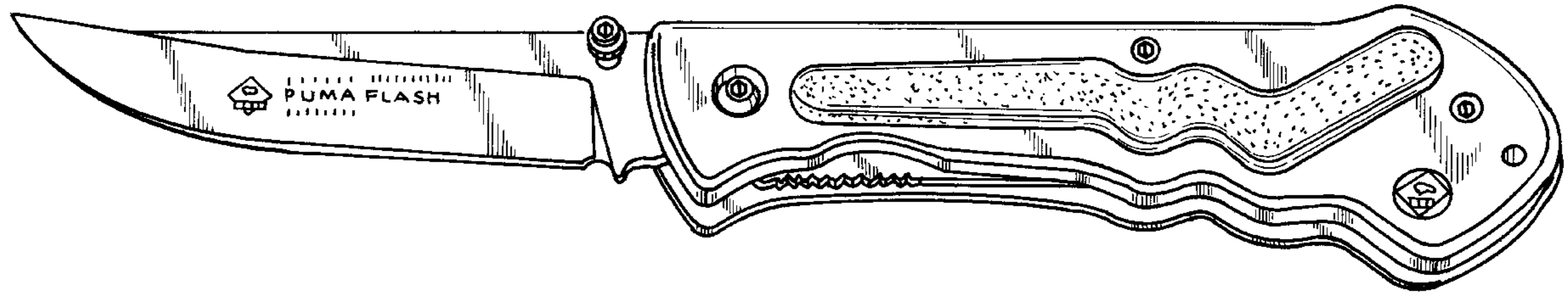


FIG. 1

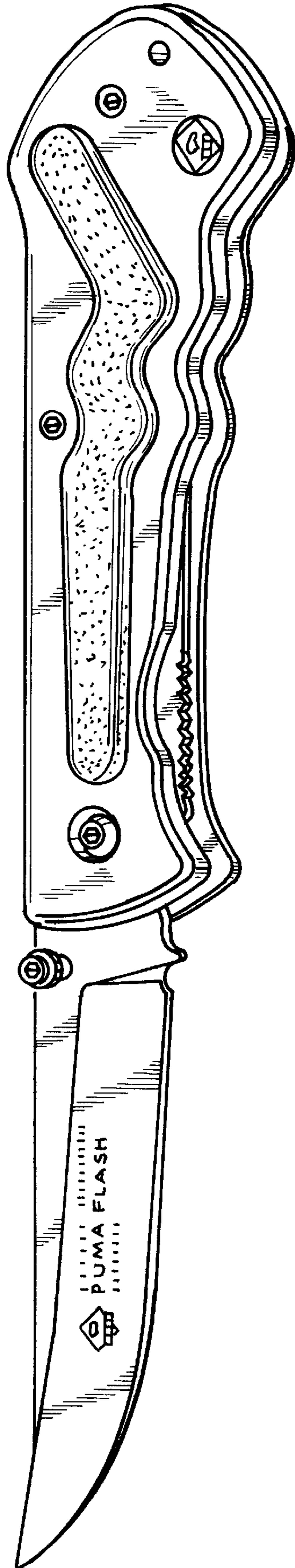


FIG. 2

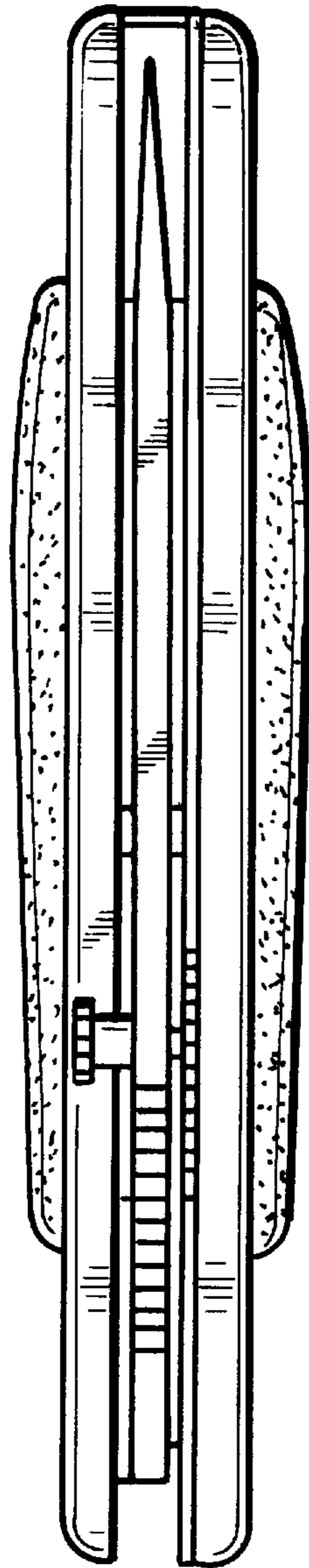


FIG. 3

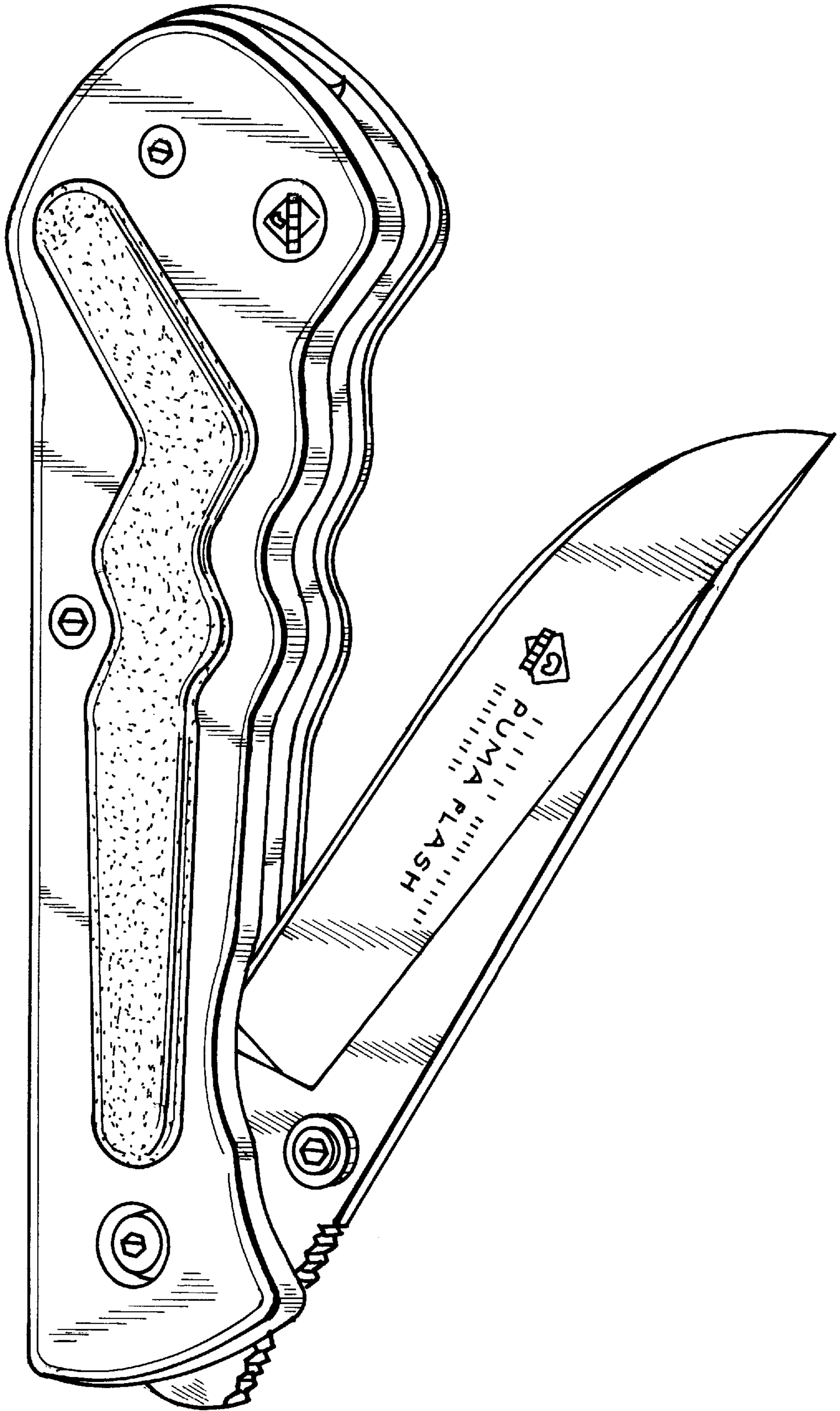


FIG. 4

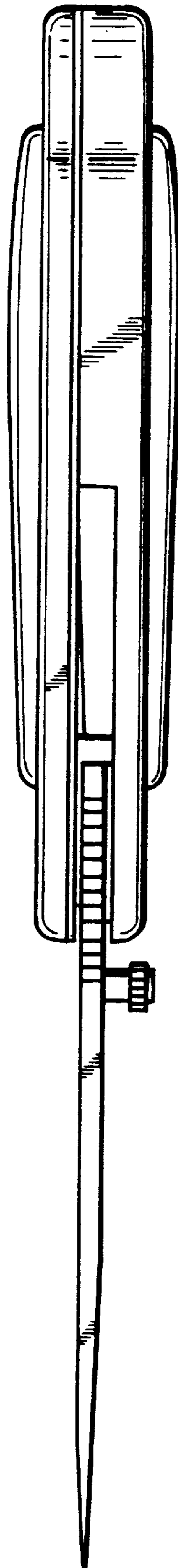


FIG. 5

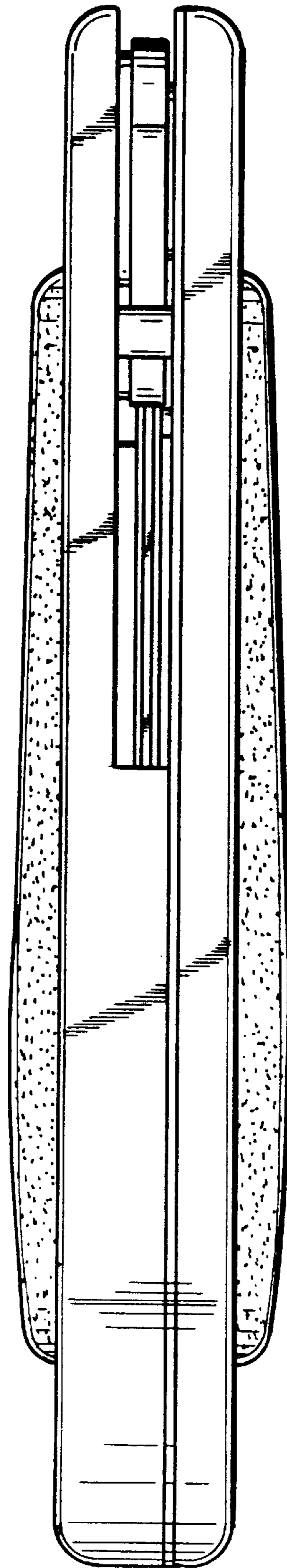


FIG. 6

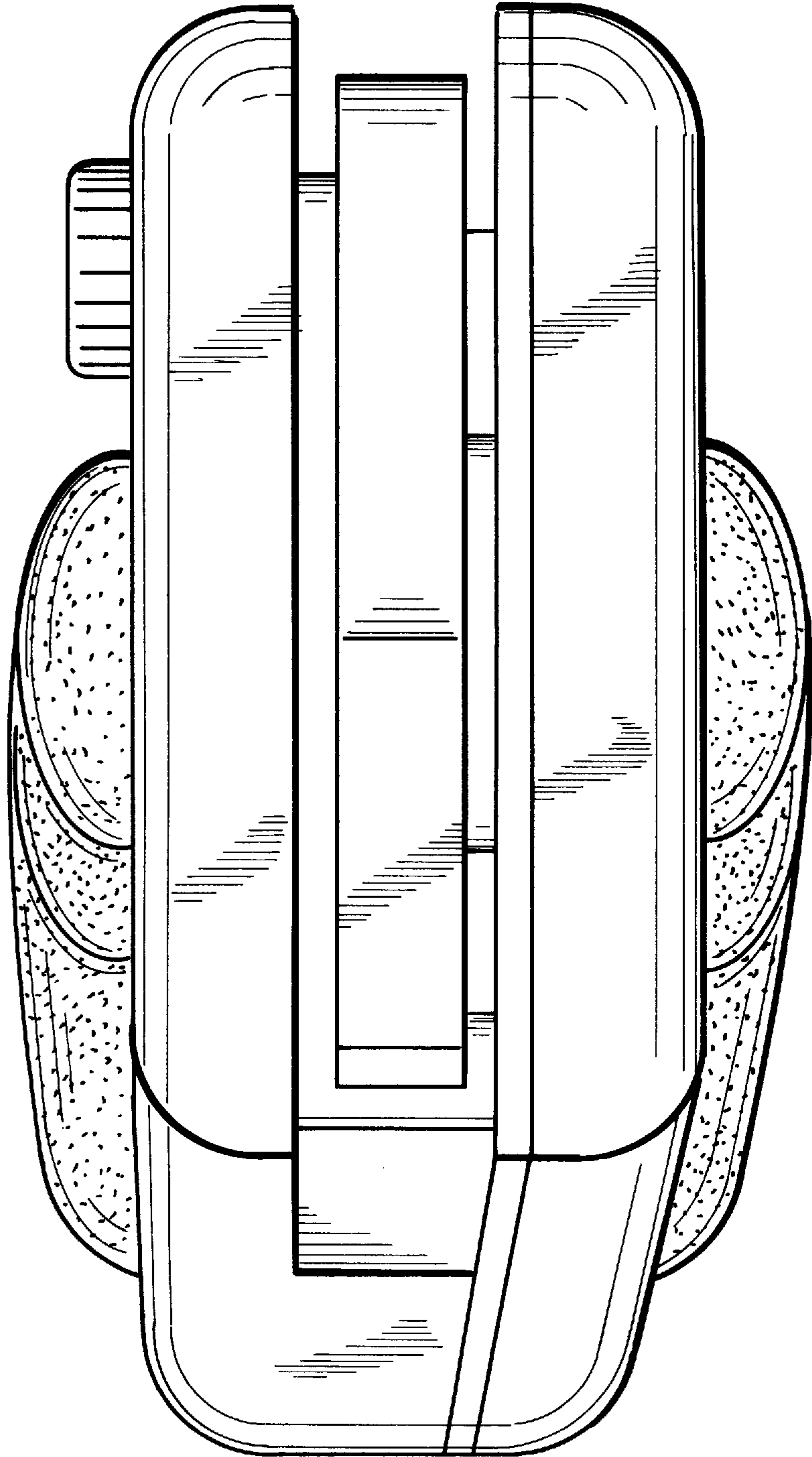


FIG. 7

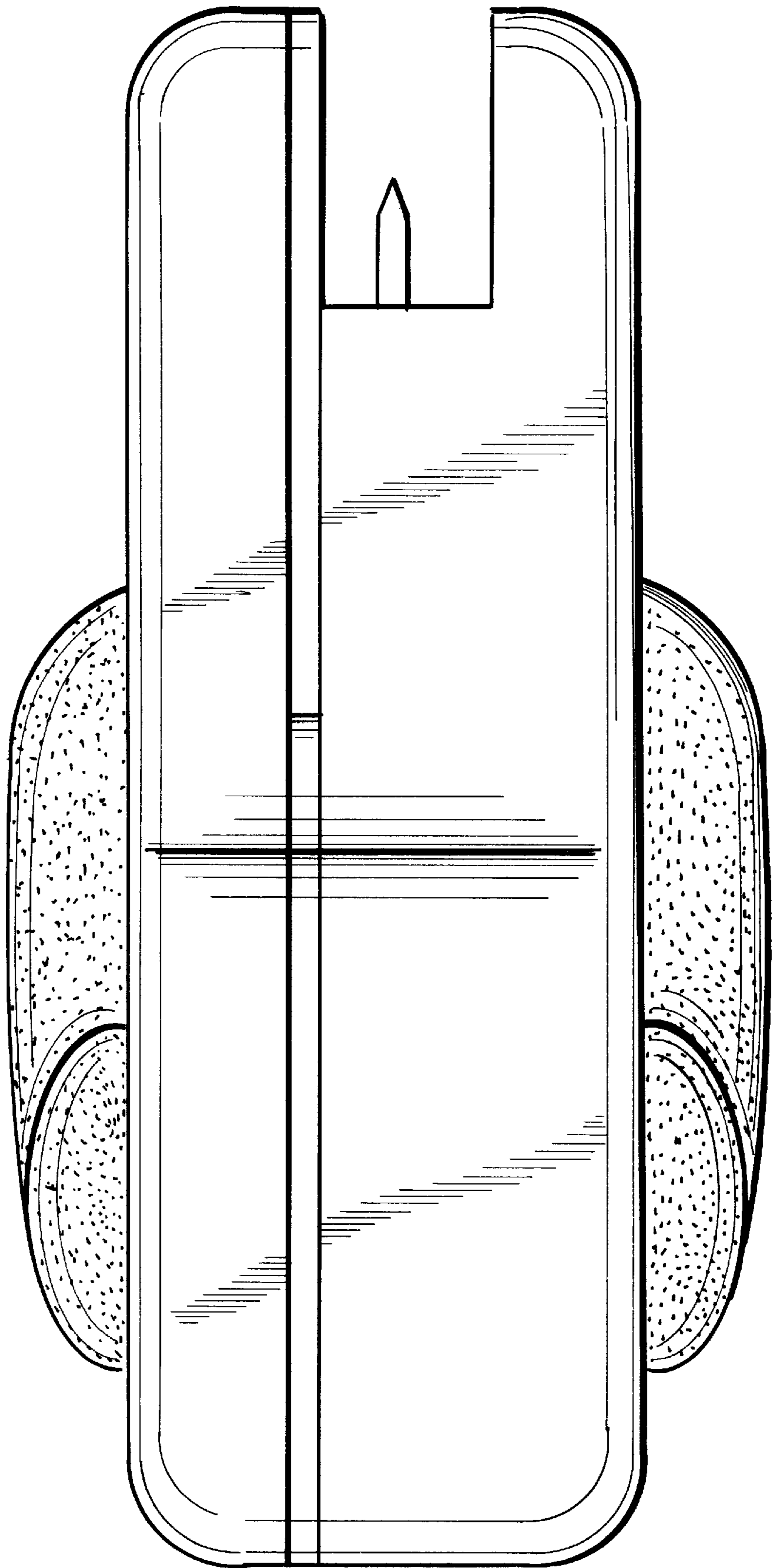




FIG. 8

