



US00D407276S

United States Patent [19] Kibbe

[11] **Patent Number: Des. 407,276**

[45] **Date of Patent: **Mar. 30, 1999**

[54] **PEPPER MILL**

D. 336,829 6/1993 Ancona et al. D7/679
D. 364,078 11/1995 Weterrings D7/679

[75] Inventor: **Marcus W. Kibbe**, San Marcos, Calif.

Primary Examiner—Terry A. Wallace
Attorney, Agent, or Firm—Kinney & Lange, P.A.

[73] Assignee: **Dudley Kebow, Inc.**, Oceanside, Calif.

[**] Term: **14 Years**

[57] **CLAIM**

[21] Appl. No.: **86,958**

The ornamental design for a pepper mill, as shown and described.

[22] Filed: **Apr. 23, 1998**

DESCRIPTION

[51] **LOC (6) Cl.** **07-04**

[52] **U.S. Cl.** **D7/679**

[58] **Field of Search** D7/679, 590–597;
222/142.1–142.9; 241/168, 169, 169.1


FIG. 1 is a perspective view of the first embodiment;
FIG. 2 is a front elevational view of the first embodiment;
FIG. 3 is a top plan view of the first embodiment;
FIG. 4 is a bottom plan view of the first embodiment;
FIG. 5 is a perspective view of the second embodiment;
FIG. 6 is a front elevational view of the second embodiment;
FIG. 7 is a top plan view of the second embodiment; and,
FIG. 8 is a bottom plan view of the second embodiment.

[56] **References Cited**

U.S. PATENT DOCUMENTS

D. 269,581 7/1983 Bounds D7/679
D. 315,480 3/1991 Wu D7/679

1 Claim, 8 Drawing Sheets






Fig. 1




Fig. 2




Fig. 3



Fig. 4




Fig. 5



Fig. 6




Fig. 7



Fig. 8