



US00D407271S

United States Patent [19] Tsai

[11] **Patent Number: Des. 407,271**
[45] **Date of Patent: **Mar. 30, 1999**

[54] **CUP**
[75] **Inventor: Yao-Ming Tsai, Kaohsiung Hsien, Taiwan**
[73] **Assignee: Tung Pao Industry Co., Ltd., Kaohsiung Hsien, Taiwan**
[**] **Term: 14 Years**
[21] **Appl. No.: 91,043**
[22] **Filed: Jul. 22, 1998**
[51] **LOC (6) Cl. 07-01**
[52] **U.S. Cl. D7/531; D7/523; D7/532**
[58] **Field of Search D7/507, 510, 509, D7/511, 536, 533, 523, 531, 532, 545; D19/85, 77, 95; 206/214; 220/737, 738, 908, 485, 709; D9/502; 229/400**

D. 247,839 5/1978 Ashton D7/536
D. 253,215 10/1979 Trombly D7/531 X
D. 256,762 9/1980 Scott D7/545 X
D. 282,997 3/1986 Miller D7/523
D. 284,923 8/1986 Ritman D7/523
D. 296,742 7/1988 Durand D7/531
924,969 6/1909 De Wolf D7/523
2,617,549 11/1952 Egger D7/531 X
2,782,614 2/1957 Currie D7/532 X
3,169,688 2/1965 Schad 229/400
3,237,834 3/1966 Davis et al. 229/400

Primary Examiner—M. N. Pandozzi
Attorney, Agent, or Firm—Rosenberg, Klein & Bilker

[57] CLAIM

The ornamental design for a cup, as shown and described.


DESCRIPTION

FIG. 1 is a perspective view of a cup showing my new design;
FIG. 2 is a front elevational view thereof;
FIG. 3 is a rear elevational view thereof;
FIG. 4 is a left side elevational view thereof;
FIG. 5 is a right side elevational view thereof;
FIG. 6 is a top plan view thereof; and,
FIG. 7 is a bottom plan view thereof.

[56] References Cited U.S. PATENT DOCUMENTS

D. 39,591 9/1908 Low D7/532
D. 55,129 5/1920 Koken D7/532 X
D. 98,420 2/1936 Deskey D7/532
D. 189,586 1/1961 Nalle, Jr. D7/532
D. 204,783 5/1966 Johnson D7/531
D. 228,220 8/1973 Achenbach D7/523

1 Claim, 2 Drawing Sheets






FIG. 3




FIG. 2

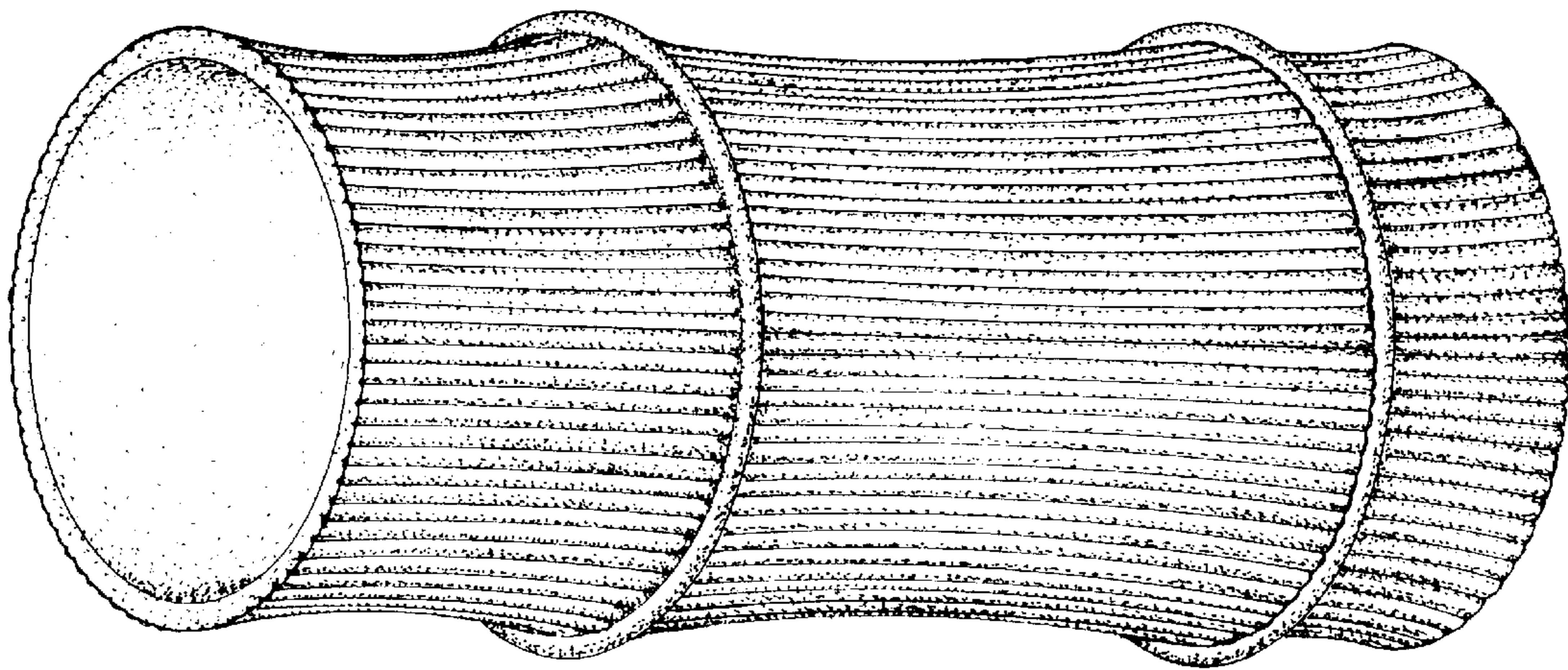


FIG. 1

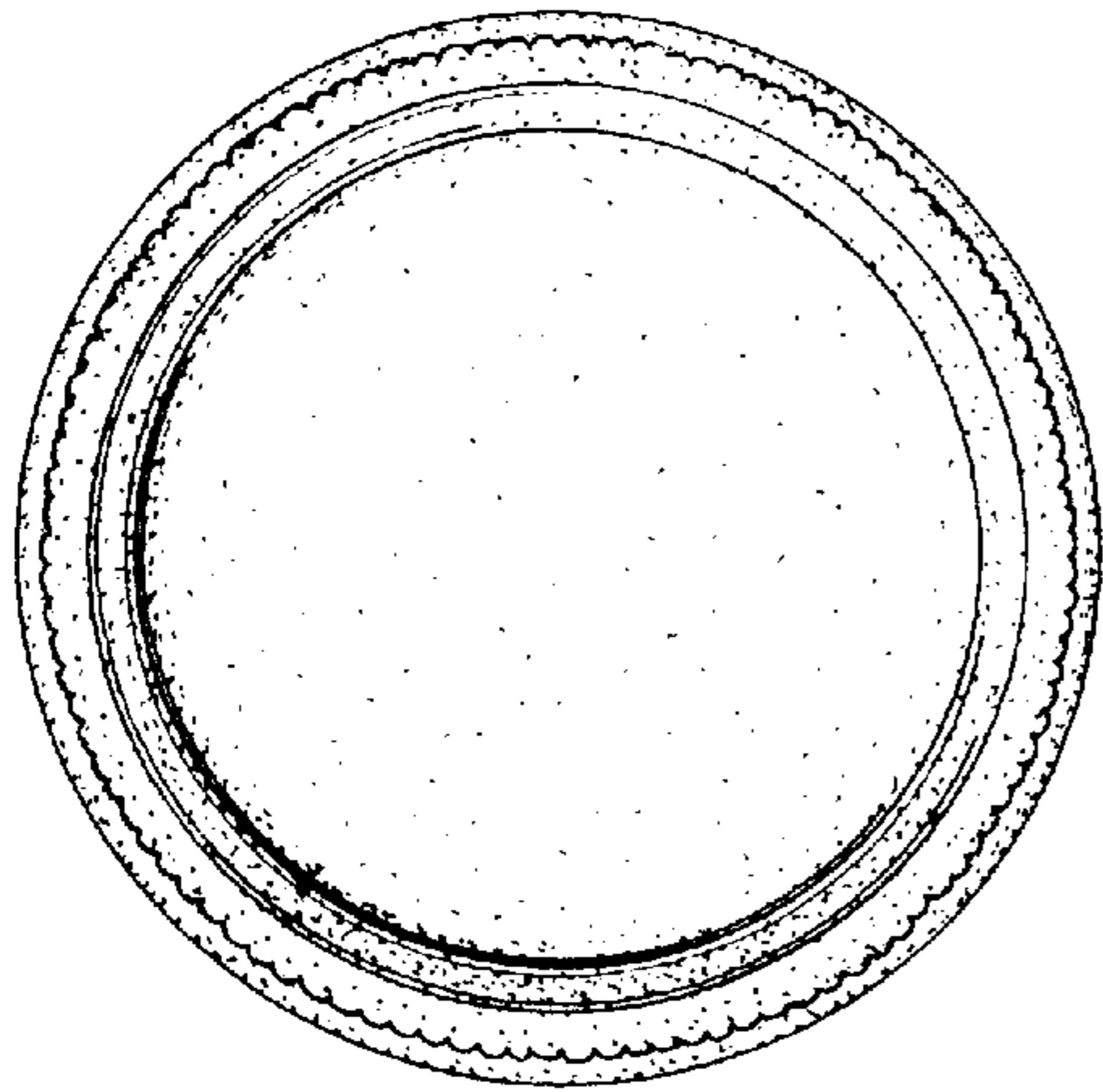


FIG. 6

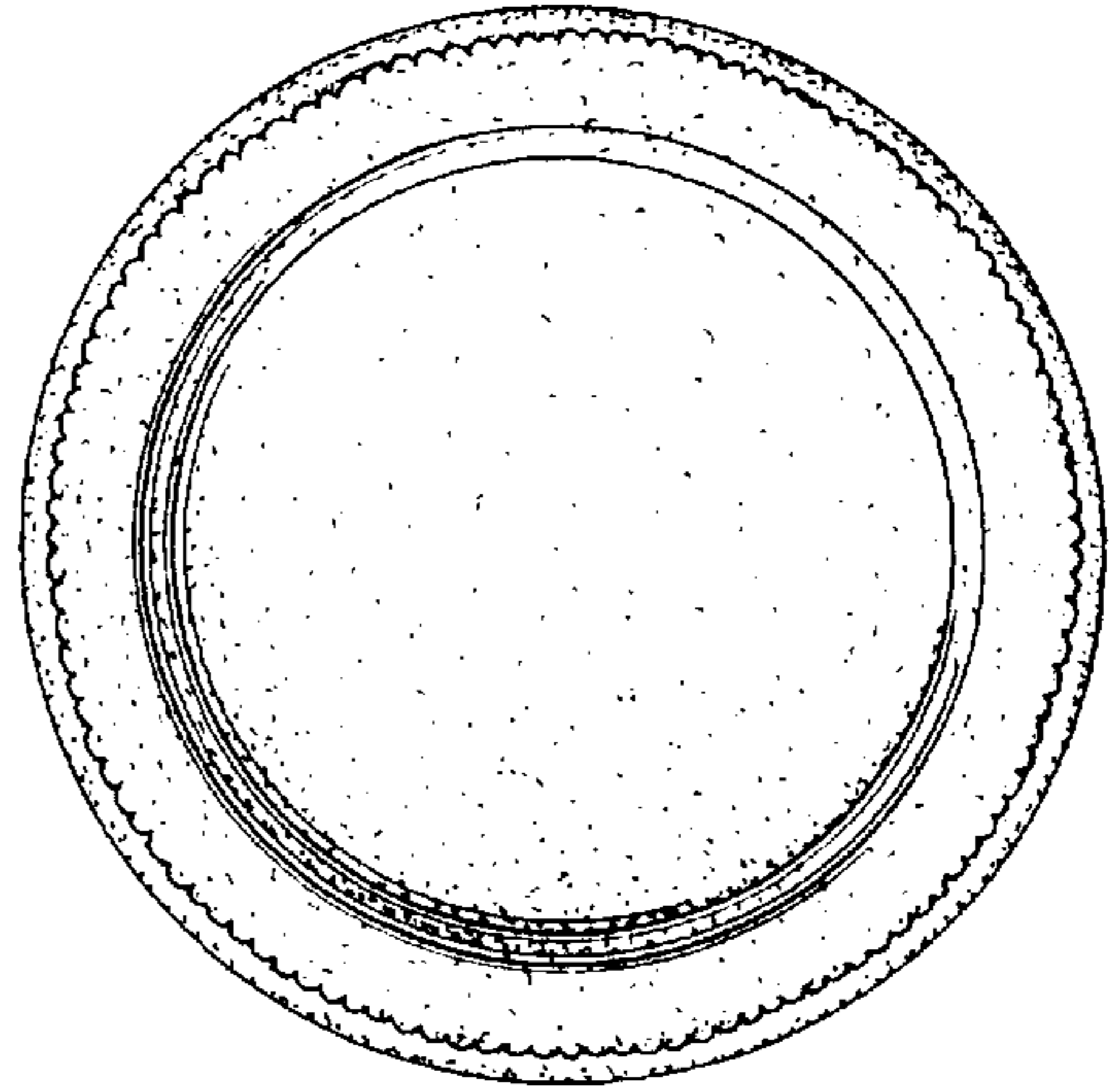


FIG. 7




FIG. 5




FIG. 4