



US00D407268S

United States Patent [19]

Juhlin et al.

[11] Patent Number: Des. 407,268

[45] Date of Patent: **Mar. 30, 1999

[54] CUTLERY HANDLE

[75] Inventors: **Sven-Eric Juhlin**, Stockholm; **Maria Benktzon**, Sollentuna, both of Sweden

[73] Assignee: **Dart Industries Inc.**, Orlando, Fla.

[**] Term: **14 Years**

[21] Appl. No.: **89,267**

[22] Filed: **Jun. 11, 1998**

Related U.S. Application Data

[62] Division of Ser. No. 73,428, Jul. 8, 1997.

[51] LOC (6) Cl. **07-03**

[52] U.S. Cl. **D7/401.2; D7/649**

[58] Field of Search **D7/649, 650, 401.2; D8/83, 98, 107; 30/147-150, 340, 342, 343**

References Cited

U.S. PATENT DOCUMENTS

D. 149,814	6/1948	Hvale et al.	D7/649
D. 158,460	5/1950	Gustafson	D7/649
D. 169,413	4/1953	Bordelon	D7/649
D. 192,916	5/1962	Zorn	D7/649
D. 193,496	8/1962	Jacoff	D8/83
D. 225,387	12/1972	Kreck	D7/649
D. 236,579	9/1975	Morhack	D7/649
D. 240,495	7/1976	Koppe	D7/649
D. 260,474	9/1981	Smith	D7/649
D. 269,244	6/1983	Becher et al.	D7/650
D. 280,173	8/1985	Welch	D7/649

D. 283,967	5/1986	Cappadonna et al.	D7/649
D. 298,211	10/1988	Coburn	D8/99
D. 323,448	1/1992	Salviato	D7/649
336,314	2/1886	Hatfield	D7/649 X
D. 337,022	7/1993	Sheets	D7/401.2
348,330	8/1886	LaFave	30/343
D. 353,299	12/1994	Beltrami, Sr.	D7/401.2
D. 354,881	1/1995	Huff	D7/401.2
D. 355,331	2/1995	Rich	D7/401.2
D. 358,529	5/1995	Rich	D7/401.2
D. 372,635	8/1996	Gebhardt	D7/401.2
D. 373,289	9/1996	Gebhardt	D7/401.2
2,072,581	3/1937	Curtis	30/343
4,712,304	12/1987	Sanelli	30/343
5,791,055	8/1998	Mangol	30/340

Primary Examiner—Caron D. Veynar
Attorney, Agent, or Firm—Taylor J. Ross

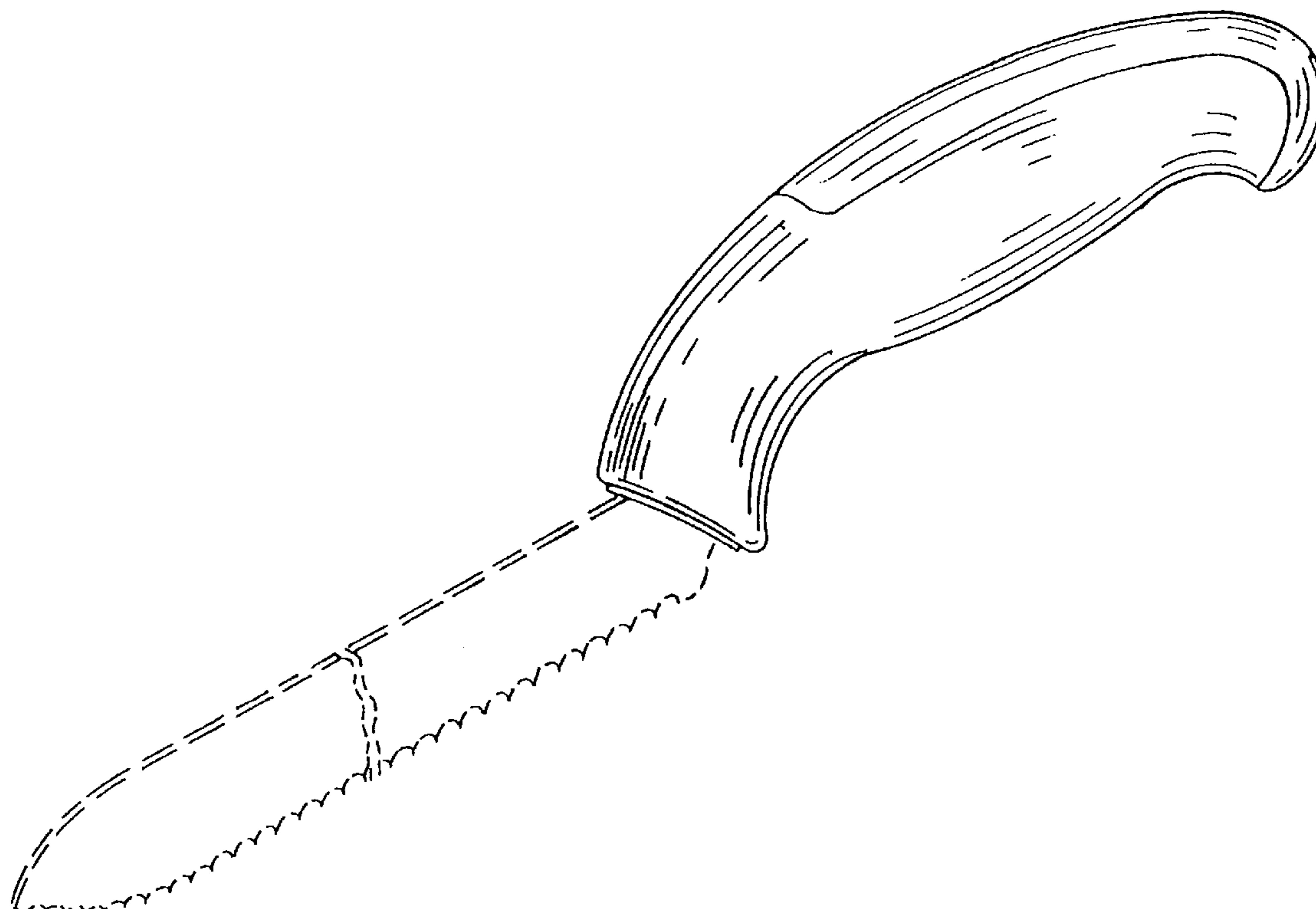
[57] CLAIM

The ornamental design for a cutlery handle, as shown and described.

DESCRIPTION

FIG. 1 is a top and side perspective view of a cutlery handle showing our new design;
FIG. 2 is a top plan view thereof;
FIG. 3 is a bottom plan view thereof;
FIG. 4 is a right side elevation view thereof;
FIG. 5 is a left side elevation view thereof;
FIG. 6 is a front elevation view thereof; and,
FIG. 7 is a rear elevation view thereof.
The knife blade shown in phantom lines is for environmental purposes only and forms no part of the claimed design.

1 Claim, 1 Drawing Sheet



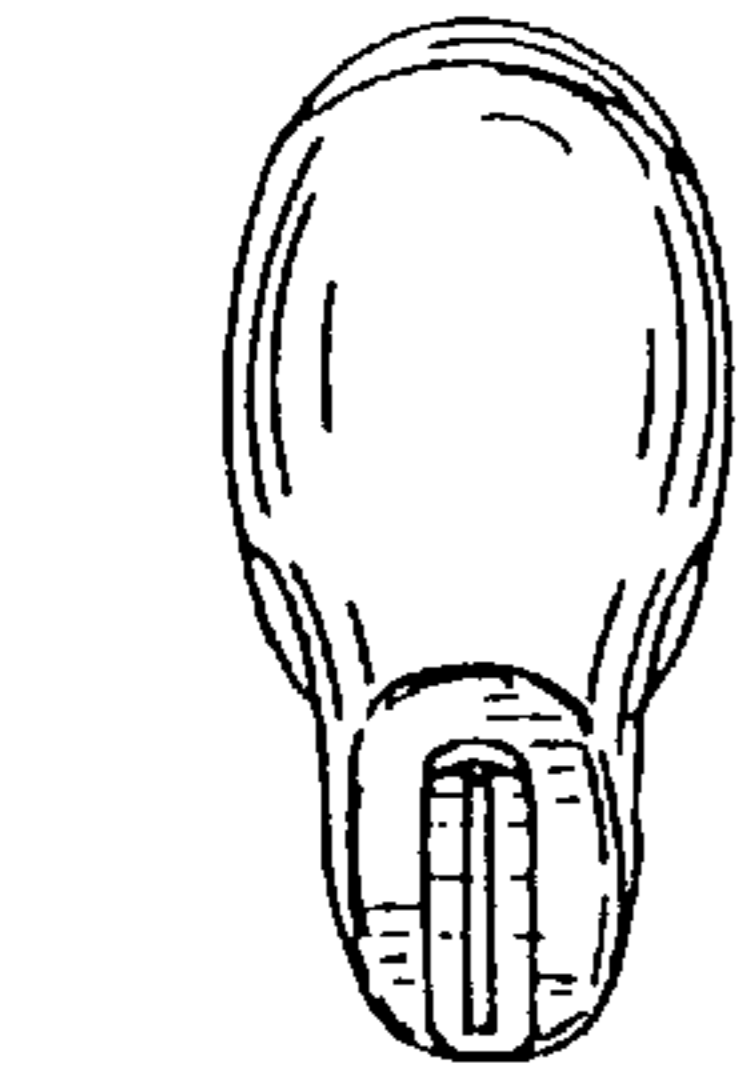


FIG. 6

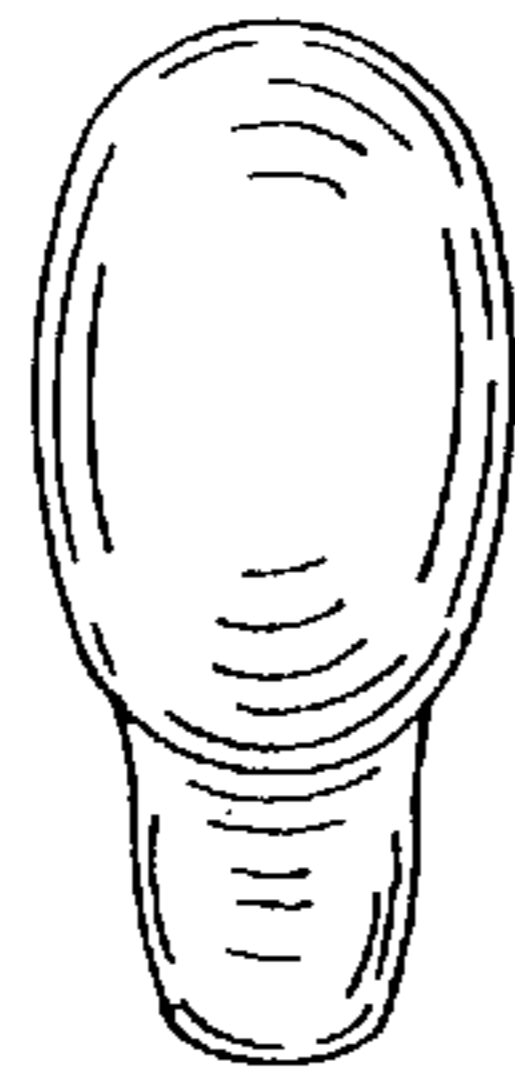


FIG. 7

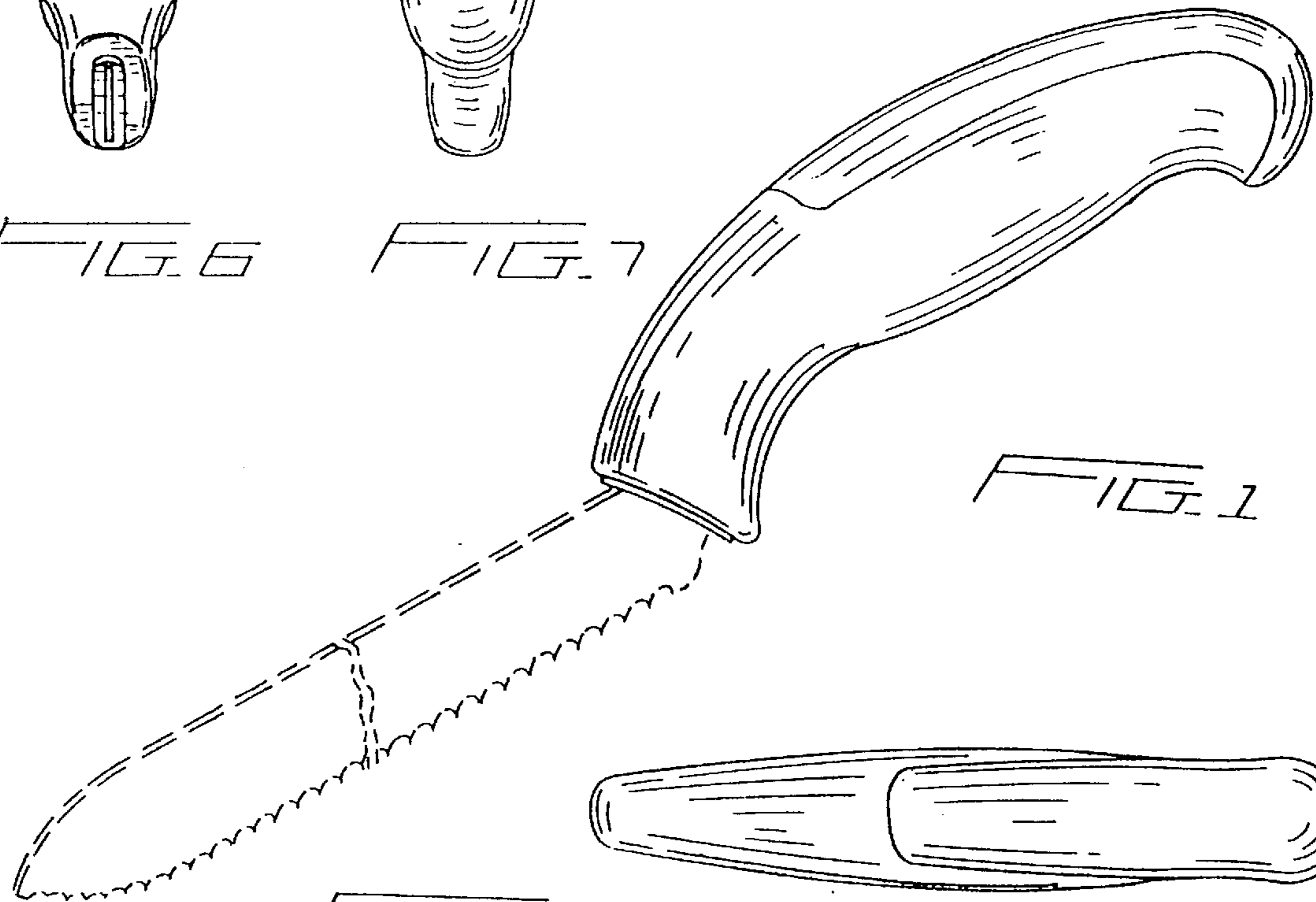


FIG. 1

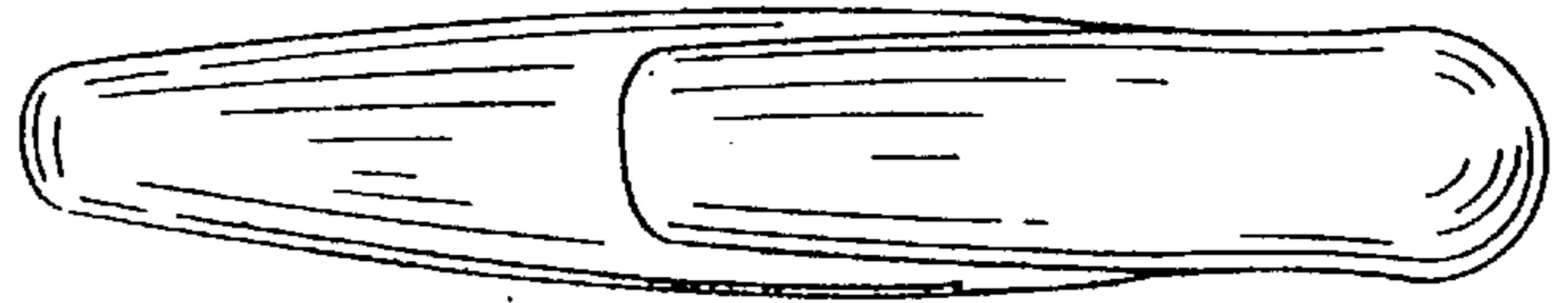


FIG. 2




FIG. 3

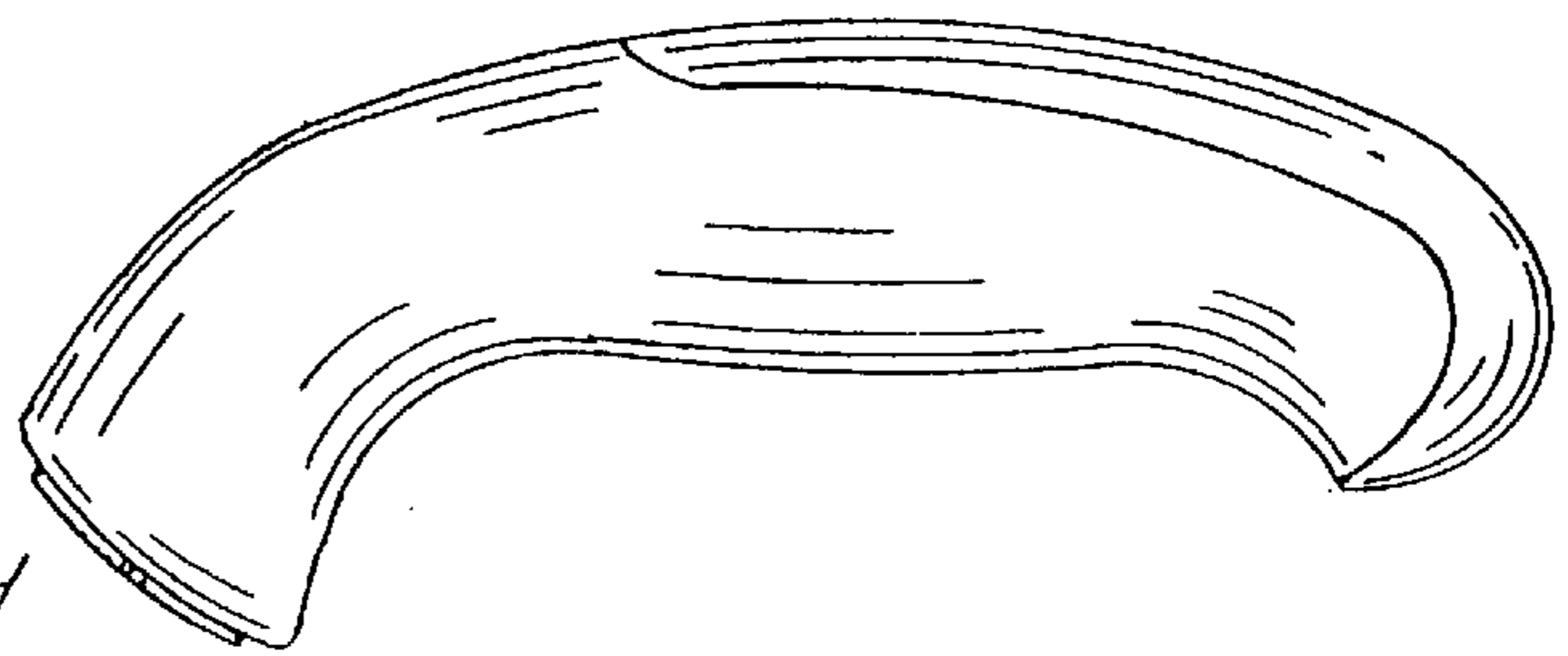


FIG. 4

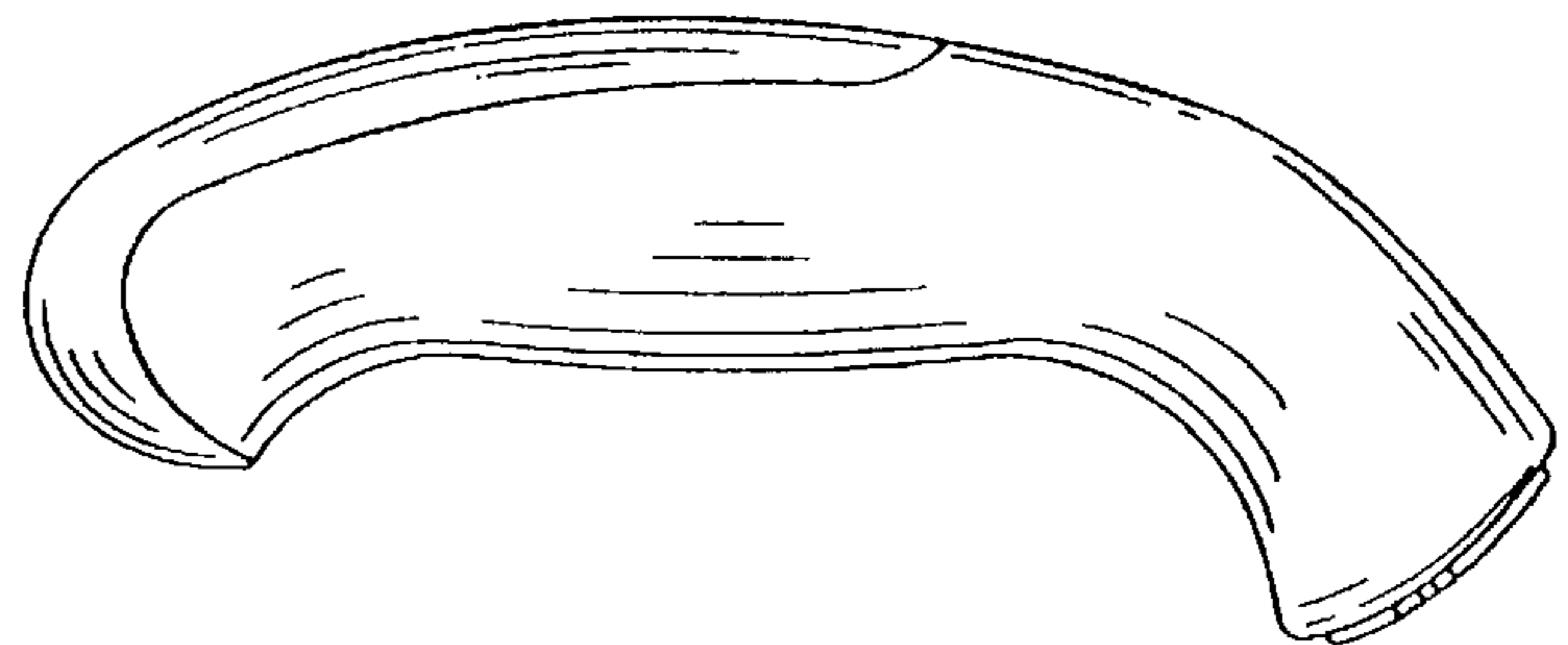


FIG. 5