



US00D407258S

United States Patent [19] Swink

[11] **Patent Number: Des. 407,258**

[45] **Date of Patent: **Mar. 30, 1999**

[54] **BABY BUNDLER BLANKET**

Attorney, Agent, or Firm—Steven R. Tollette

[76] Inventor: **Melaina R. Swink**, 12624 Corjil La.,
Edmond, Okla. 73013

[57] **CLAIM**

[**] Term: **14 Years**

The ornamental design for a baby bundler blanket, as shown and described.

[21] Appl. No.: **82,730**

DESCRIPTION

[22] Filed: **Jan. 28, 1998**

FIG. 1 is a top plan view of the baby bundler blanket showing my new design;

[51] **LOC (6) Cl. 06-13**

FIG. 2 is a bottom plan view thereof;

[52] **U.S. Cl. D6/603; D6/597; D2/719**

FIG. 3 is a side elevation view thereof, taken from the bottom of FIG. 1;

[58] **Field of Search D6/595, 596, 602, D6/603, 608; D2/718, 719; 2/69, 69.5; 5/485, 495, 499, 907, 41 R; D5/57, 61; D19/3, 5**

FIG. 4 is a side elevation view thereof, taken from the top of FIG. 1;

[56] **References Cited**

FIG. 5 is a side elevation view thereof, taken from the left side of FIG. 1;

U.S. PATENT DOCUMENTS

D. 110,349	7/1938	Dunn et al.	D19/57
D. 259,531	6/1981	Prouty et al.	D6/201
D. 305,844	2/1990	Chang	D6/598
1,610,799	12/1926	Lack et al.	2/69
3,412,407	11/1968	Key	2/69.5
3,477,065	11/1969	Hoover	2/69.5
3,693,190	9/1972	Hickling	2/69.5
4,897,885	2/1990	Lunt	2/69.5
4,979,250	12/1990	Troncone et al.	5/494
5,046,204	9/1991	Mohler	5/413
5,243,724	9/1993	Barnes	5/482
5,416,938	5/1995	Li	5/494
5,518,009	5/1996	Ruiz-Gonzalez	128/869

FIG. 6 is a side elevation view thereof, taken from the right side of FIG. 1;

FIG. 7 is an enlarged top plan view thereof, showing the interior portion of the blanket in a fully open position;

FIG. 8 is an enlarged bottom plan view thereof, showing the exterior portion of the blanket in a fully open position;

FIG. 9 is an enlarged side elevation view thereof, taken from the bottom of FIG. 8;

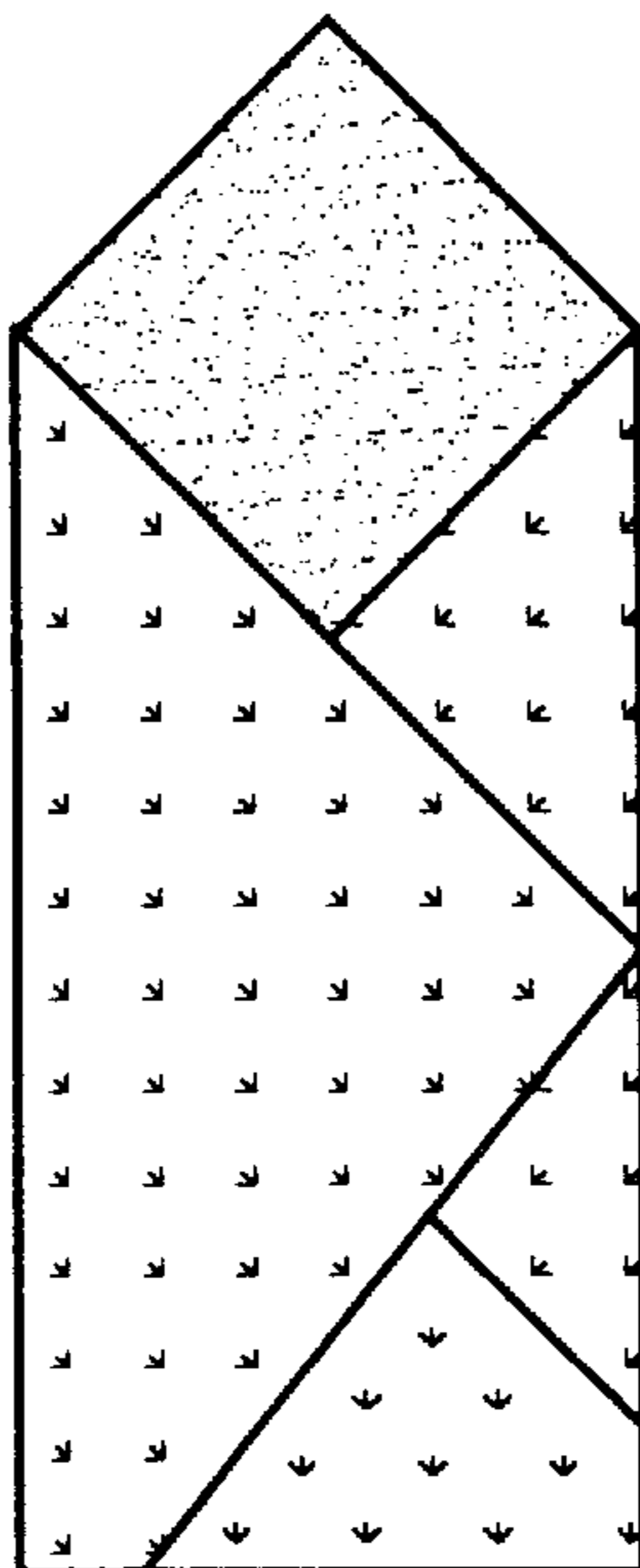
FIG. 10 is an enlarged side elevation view thereof, taken from the top of FIG. 8;

FIG. 11 is an enlarged side elevation view thereof, taken from the left side of FIG. 8; and,

FIG. 12 is an enlarged side elevation view thereof, taken from the right side of FIG. 8.

Primary Examiner—Janice E. Seeger

1 Claim, 2 Drawing Sheets






Fig. 2




Fig. 4



Fig. 5

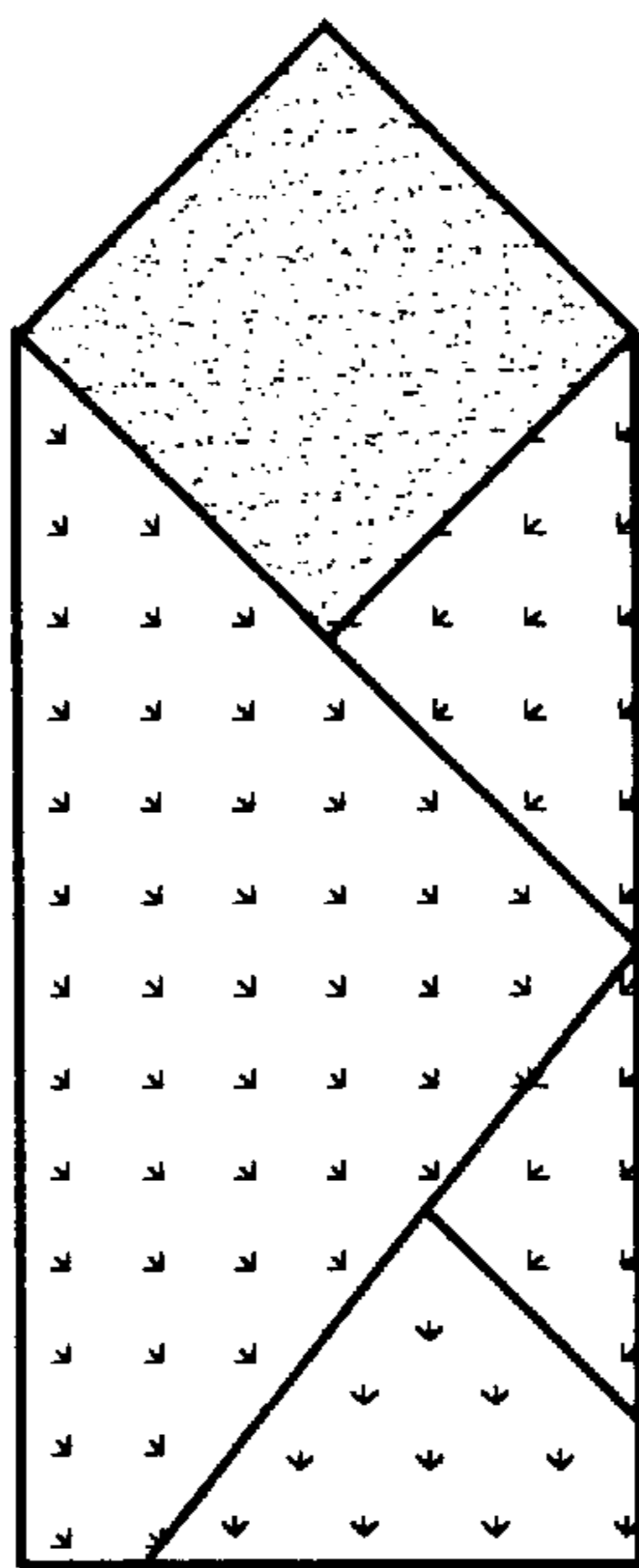


Fig. 1



Fig. 6



Fig. 3




Fig. 7



Fig. 10

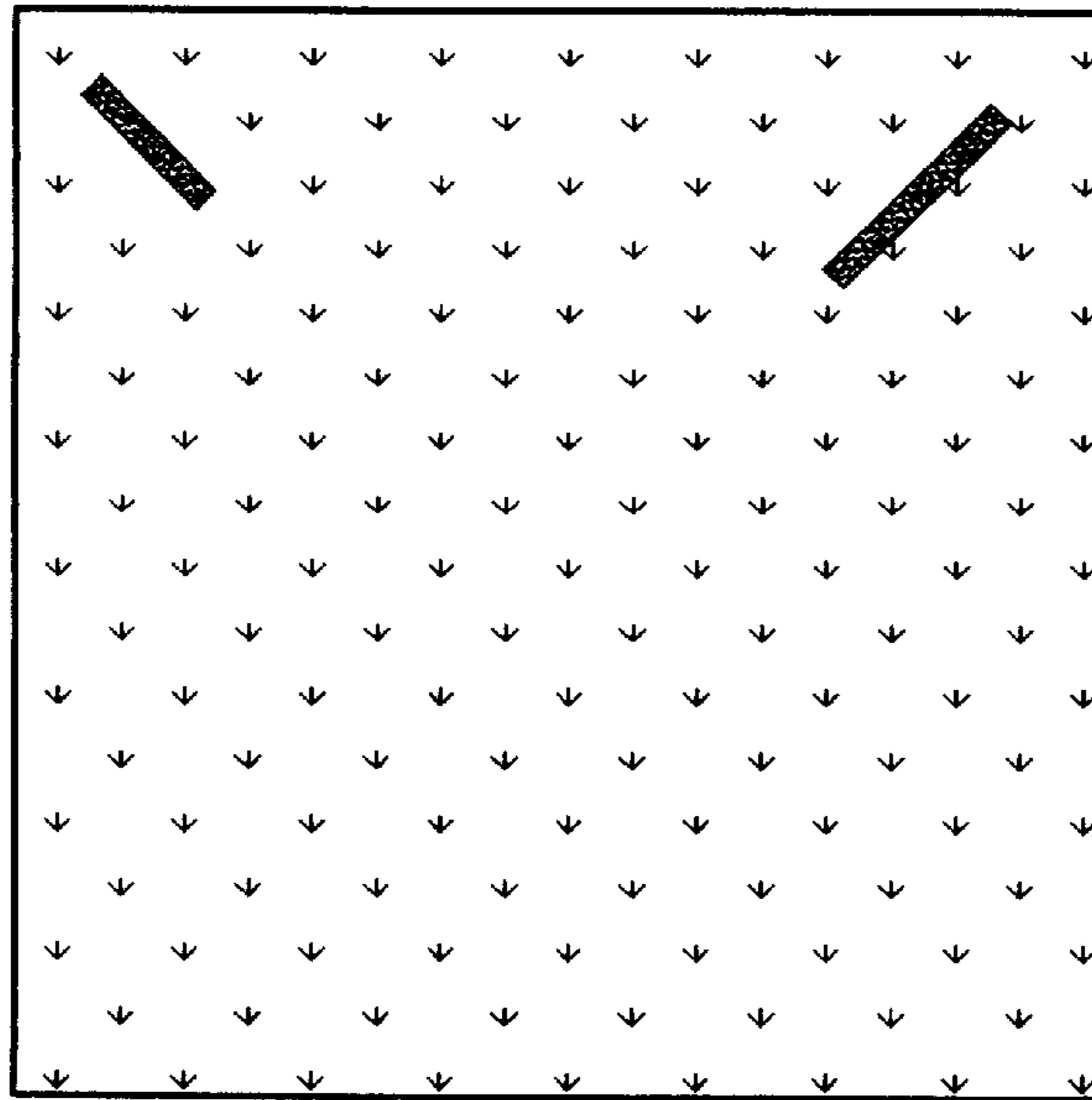


Fig. 8

Fig. 11

Fig. 12



Fig. 9