



US00D407255S

# United States Patent [19] Librett

[11] **Patent Number: Des. 407,255**

[45] **Date of Patent: \*\*Mar. 30, 1999**

[54] **MAT**

D. 107,175 11/1937 Mallinson ..... D6/594

[75] Inventor: **Michael Librett**, New Rochelle, N.Y.

*Primary Examiner*—Freda Nunn

[73] Assignee: **Norman I. Librett**, New Rochelle, N.Y.

*Attorney, Agent, or Firm*—Frommer Lawrence & Haug LLP

[\*\*] Term: **14 Years**

[57] **CLAIM**

The ornamental design for a mat, as shown and described.

[21] Appl. No.: **76,259**

**DESCRIPTION**

[22] Filed: **Aug. 29, 1997**

FIG. 1 is a perspective view of the mat showing my new design;

[51] **LOC (6) Cl.** ..... **06-11**

FIG. 2 is a right side view thereof;

[52] **U.S. Cl.** ..... **D6/582**

FIG. 3 is a front side view thereof; and,

[58] **Field of Search** ..... D6/582, 583, 589,  
D6/594; 4/251.1, 252.6, 300, 581; 297/219.1,  
219.11, 228.12; 428/80-82, 85, 88, 89,  
93, 94, 95, 77; 280/32.6; 296/37.2; 5/215

FIG. 4 is a bottom plan view thereof, oriented such that the “lower right-hand corner ” of the mat shown in FIG. 1 corresponds to the “upper right-hand corner” of the mat shown in FIG. 4.

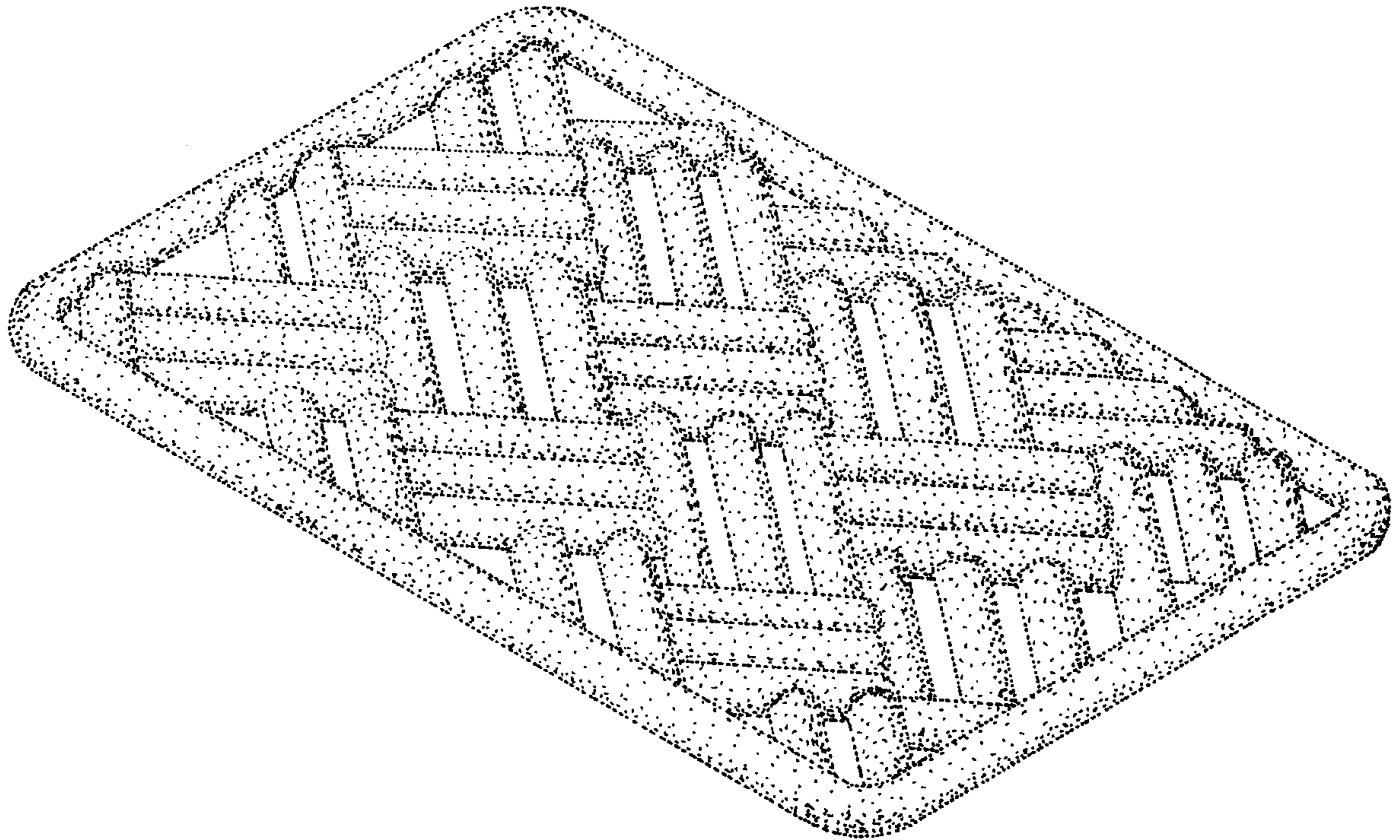
[56] **References Cited**

The left side view of the mat is identical to the right side view of the mat, the back view is identical to the front view, and the bottom plan view is identical to the top plan view.

**U.S. PATENT DOCUMENTS**

D. 56,518 11/1920 Cartwright ..... D6/582  
D. 92,631 6/1934 Todd ..... D6/582

**1 Claim, 2 Drawing Sheets**



*FIG. 1*

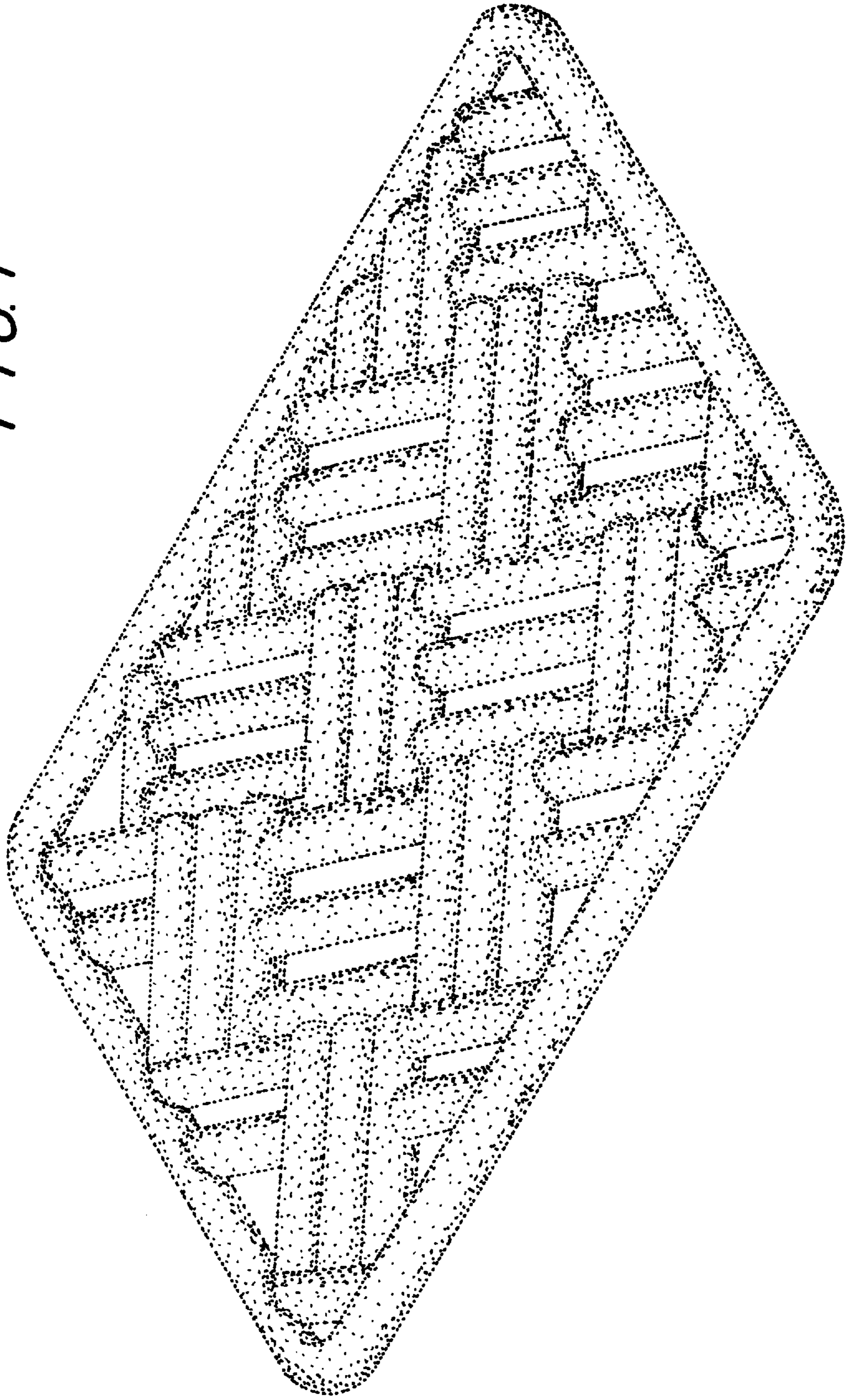


FIG. 2




FIG. 3



FIG. 4

