



US00D407254S

United States Patent [19]
DeBooth

[11] **Patent Number: Des. 407,254**

[45] **Date of Patent: **Mar. 30, 1999**

[54] **COMBINED DOOR AND WALL SHELF**

4,076,350 2/1978 Crist D6/559 X

[76] Inventor: **Rodney P. DeBooth**, 2351 SW. 34th St., Fort Lauderdale, Fla. 33312

OTHER PUBLICATIONS

Shelves & Closets & Cabinets, p. 271, FIG. C, Jul. 1981.
J.C. Penny Fall & Winter, p. 1049 Element ②, 1971.

[**] Term: **14 Years**

Primary Examiner—Pamela Burgess
Attorney, Agent, or Firm—Thomas, Kayden, Horstemeyer & Risley, LLP

[21] Appl. No.: **58,359**

[22] Filed: **Aug. 12, 1996**

[57] **CLAIM**

[51] **LOC (6) Cl.** **06-02**

[52] **U.S. Cl.** **D6/553**

[58] **Field of Search** D6/512, 553, 555,
D6/559-561, 567, 569-574; 312/209, 114,
117, 119, 122, 126, 128, 129, 242, 245;
211/134, 86, 87, 90, 94.02, 94.01, 45; 220/476,
480

The ornamental design for a combined door and wall shelf, as shown.

DESCRIPTION

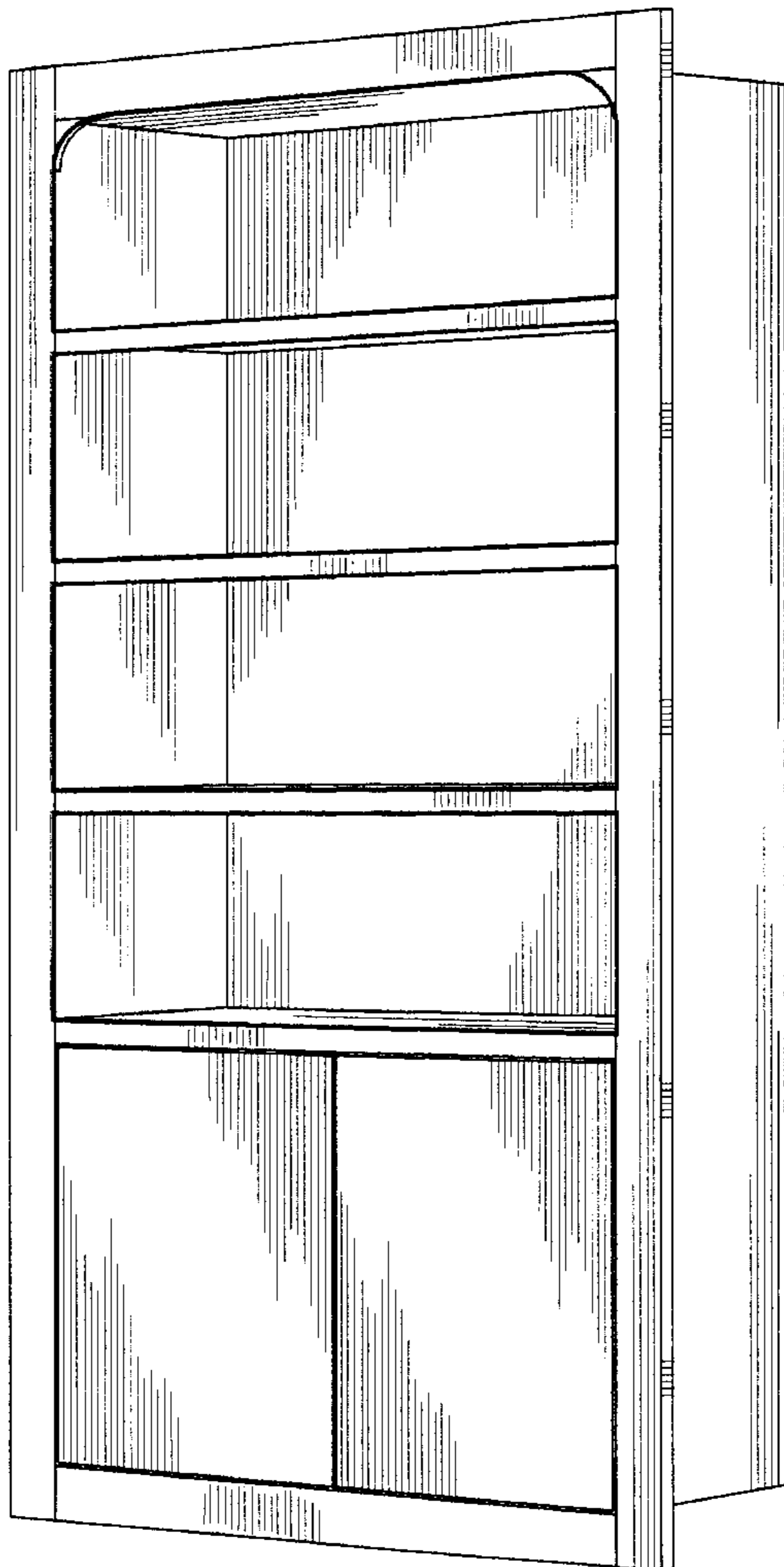
FIG. 1 is a perspective view showing the front and right side views of the combined door and wall shelf design of the present invention;
FIG. 2 is a front view of the design of FIG. 1;
FIG. 3 is a right side view of the design of FIG. 1;
FIG. 4 is a left side view of the design of FIG. 1;
FIG. 5 is a top view of the design of FIG. 1;
FIG. 6 is a bottom view of the design of FIG. 1, and;
FIG. 7 is a perspective view showing the rear and left sides of the design of FIG. 1.

[56] **References Cited**

U.S. PATENT DOCUMENTS

D. 253,567	12/1979	Ungaro	D6/570 X
1,225,054	5/1917	Powell	312/242 X
1,644,716	10/1927	Fain	312/242 X
2,752,217	6/1956	Simon	312/242
3,095,249	6/1963	Albrecht	312/242
3,214,230	10/1965	Vaughn	211/90.01 X

1 Claim, 5 Drawing Sheets






FIG. 1

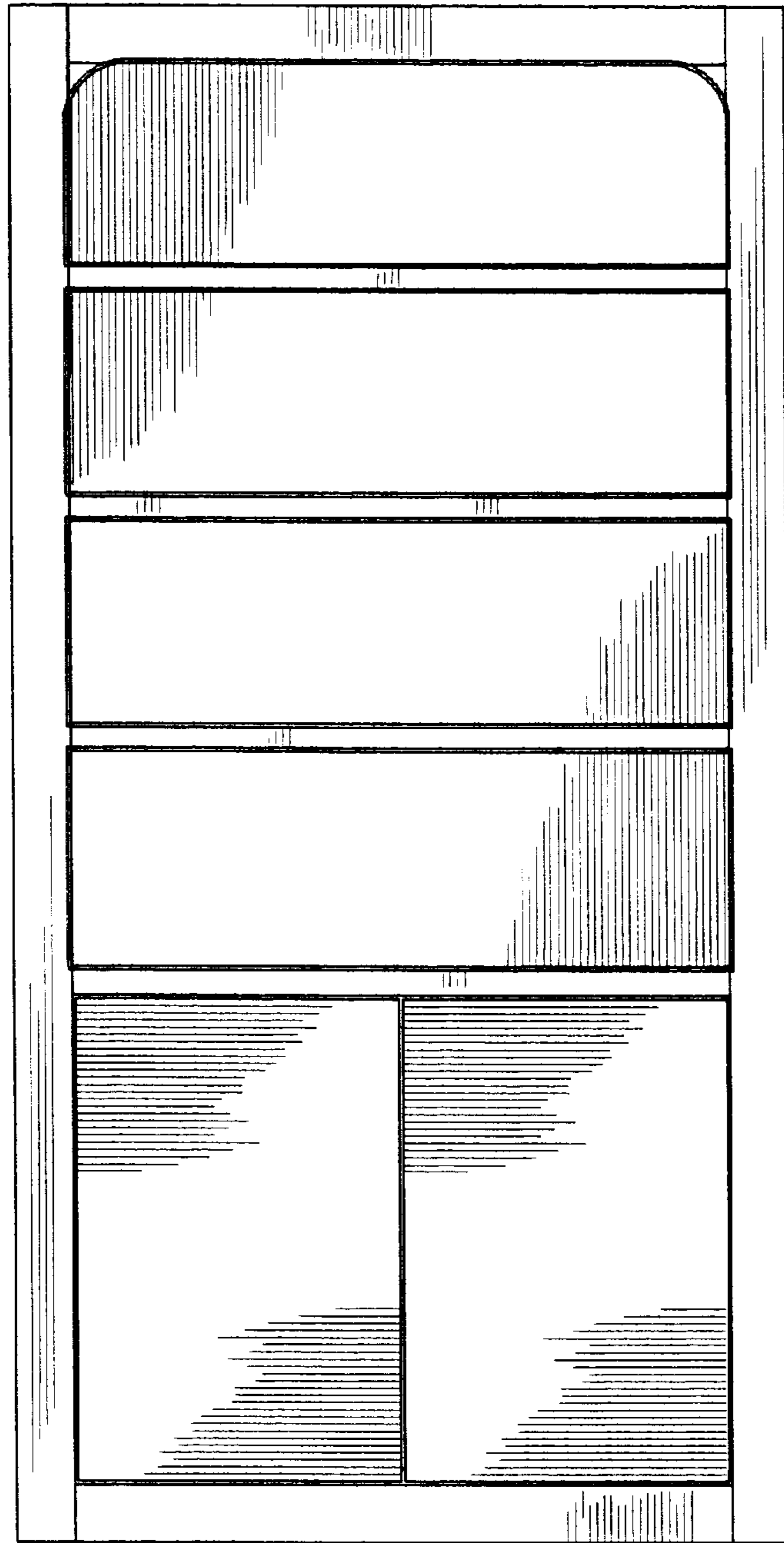


FIG. 2




FIG. 3




FIG. 4




FIG. 5

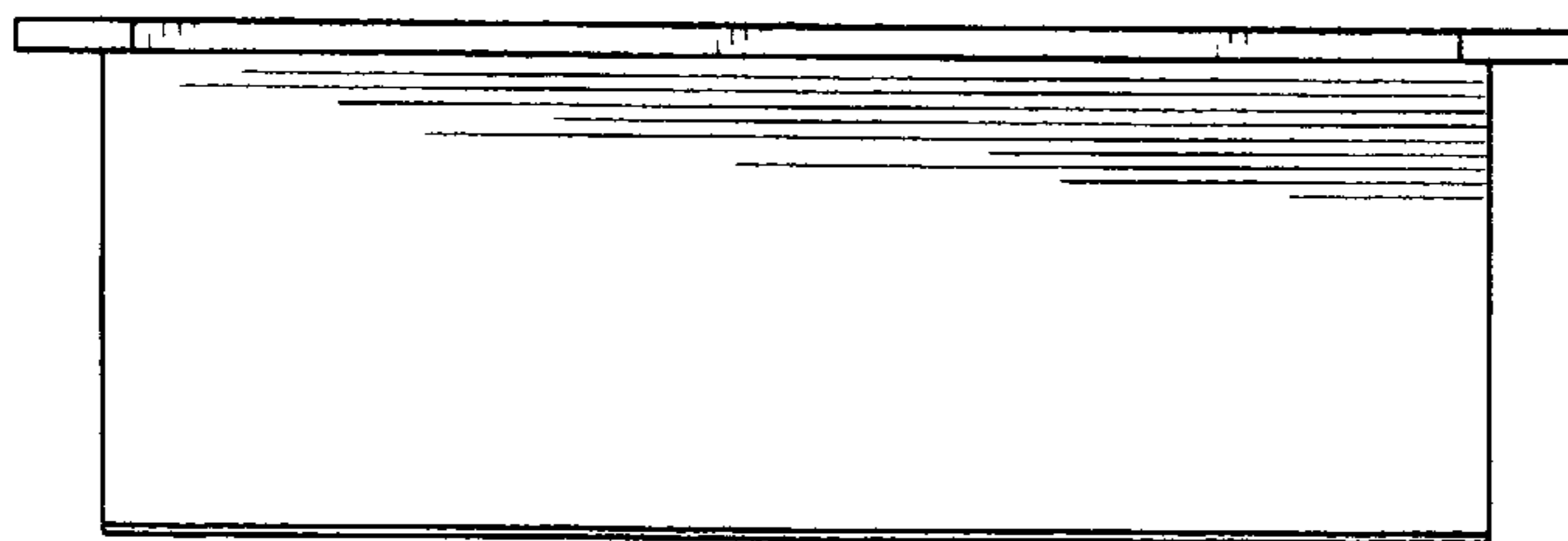


FIG. 6



FIG. 7