



US00D407221S

United States Patent [19]
Van Gelder

[11] **Patent Number: Des. 407,221**

[45] **Date of Patent: **Mar. 30, 1999**

[54] **TOOTHBRUSH HEAD**

[75] Inventor: **Maria Van Gelder**, Twickenham, Rep. of Moldova

[73] Assignee: **The Procter & Gamble Company**, Cincinnati, Ohio

[**] Term: **14 Years**

[21] Appl. No.: **65,664**

[22] Filed: **Oct. 29, 1996**

[51] **LOC (6) Cl.** **04-02**

[52] **U.S. Cl.** **D4/104**

[58] **Field of Search** D4/104-112, 132-134, D4/138; 15/159.1, 167.1, 167.2; 132/308, 309, 311; 601/139, 141

[56] **References Cited**

U.S. PATENT DOCUMENTS

| | | | | |
|------------|--------|-------------------|-------|----------|
| D. 116,838 | 9/1939 | Cave | | D4/104 |
| D. 346,697 | 5/1994 | O'Conke | | D4/104 |
| 2,443,297 | 6/1948 | Bressler | | 15/167.1 |
| 3,188,672 | 6/1965 | Gary | | 15/167.1 |
| 5,398,369 | 3/1995 | Heinzelman et al. | | 15/167.1 |

Primary Examiner—Alan R. Douglas
Assistant Examiner—Lavone D. Tabor
Attorney, Agent, or Firm—Jack L. Oney, Jr.

[57] **CLAIM**

The ornamental design for a toothbrush head, as shown and described.

DESCRIPTION

FIG. 1 is a perspective view of a toothbrush head, embodying my new design;

FIG. 2 is a side elevational view thereof; the opposite side elevational view thereof being a mirror image;

FIG. 3 is a top view thereof;

FIG. 4 is a bottom view thereof;

FIG. 5 is a front view thereof;

FIG. 6 is a back view thereof;

FIG. 7 is a perspective view of an alternative embodiment of my toothbrush head;

FIG. 8 is a side elevational view thereof, the opposite side elevational view thereof being a mirror image;

FIG. 9 is a top view thereof;

FIG. 10 is a bottom view thereof;

FIG. 11 is a front view thereof;

FIG. 12 is a back view thereof;

FIG. 13 is a perspective view of an alternative embodiment of my toothbrush head;

FIG. 14 is a side elevational view thereof, the opposite side elevational view thereof being a mirror image;

FIG. 15 is a top view thereof;

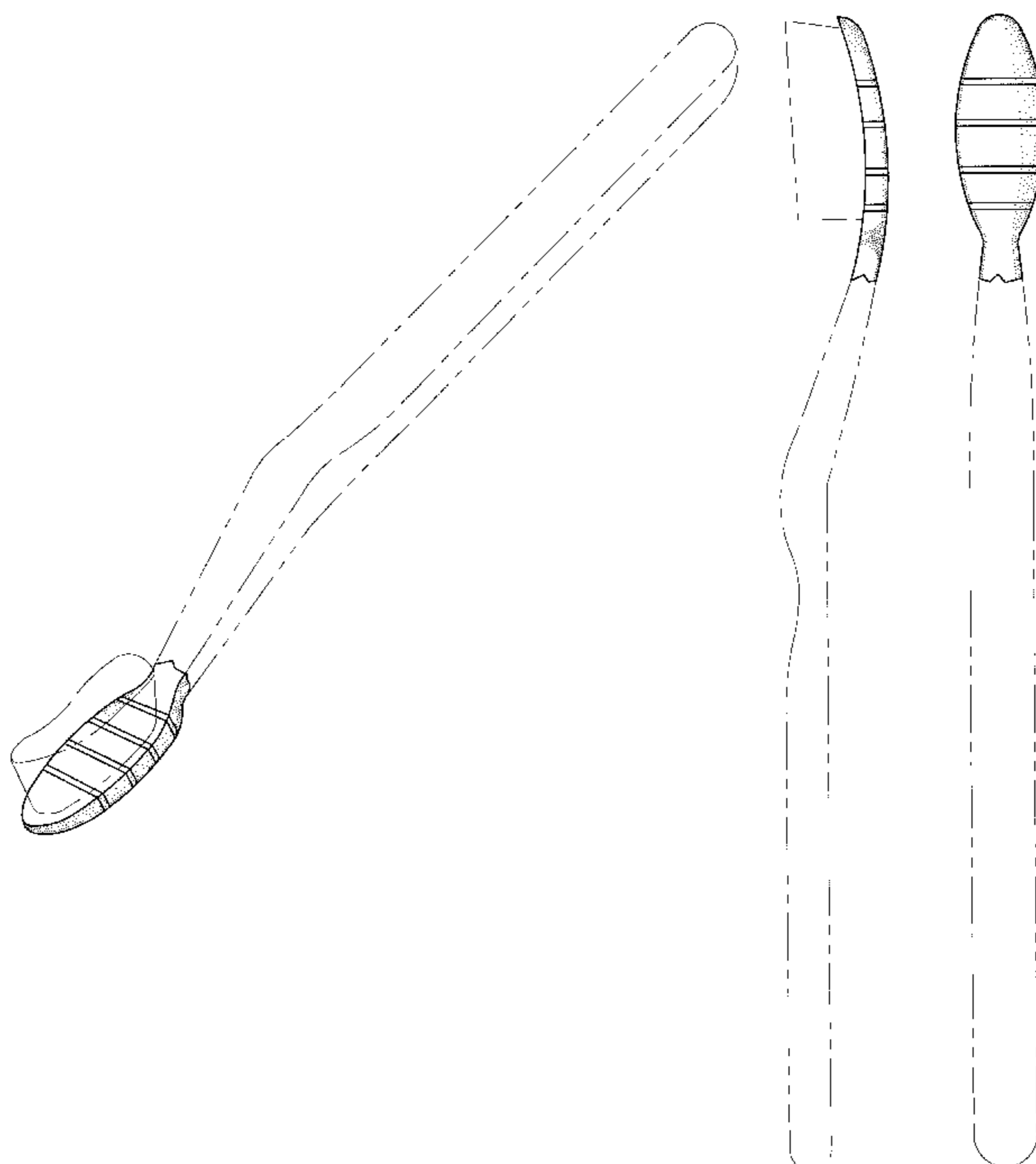
FIG. 16 is a bottom thereof;

FIG. 17 is a front view thereof; and,

FIG. 18 is a back view thereof.

The broken lines shown in the figures are for illustrative purposes only, and form no part of the claimed invention.

1 Claim, 6 Drawing Sheets



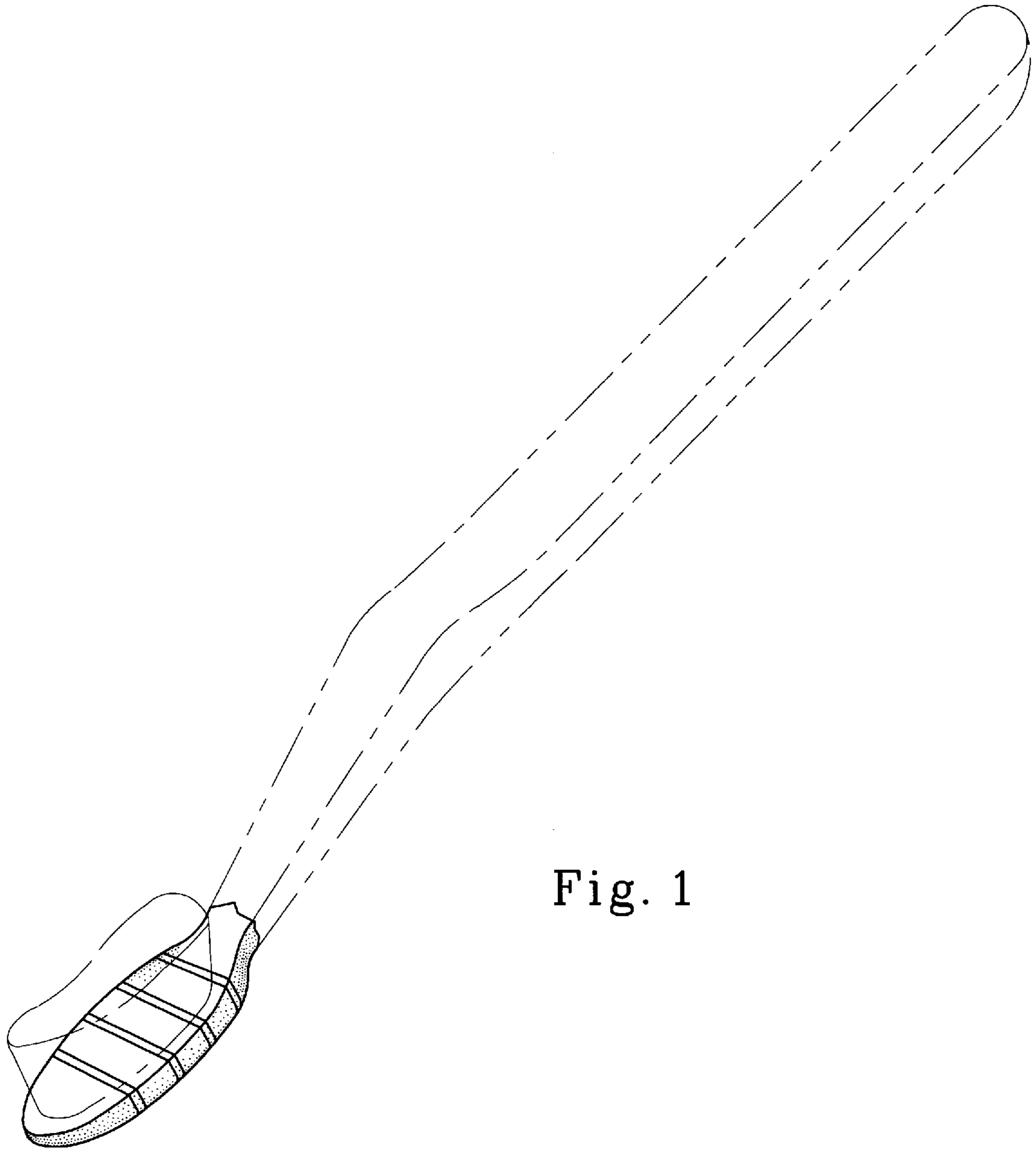


Fig. 1

Fig. 2




Fig. 3

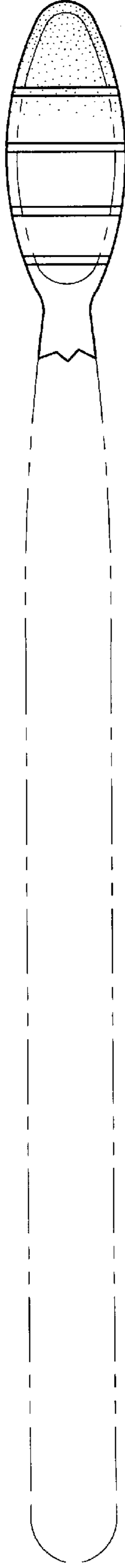


Fig. 4

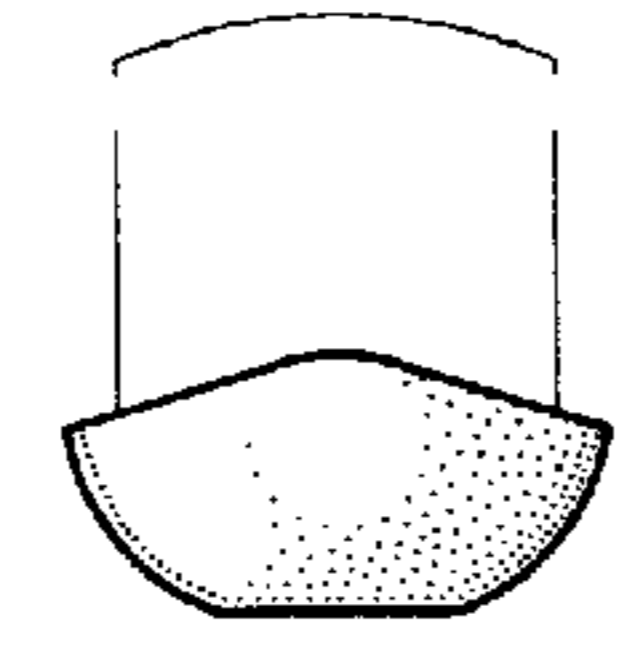


Fig. 5

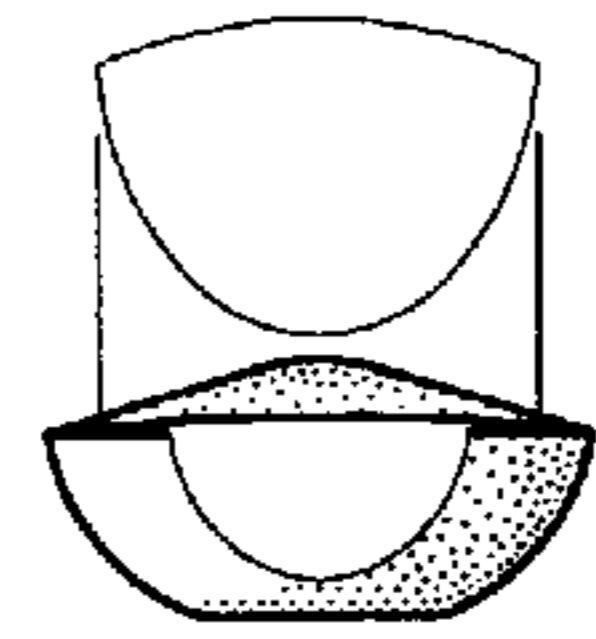


Fig. 6

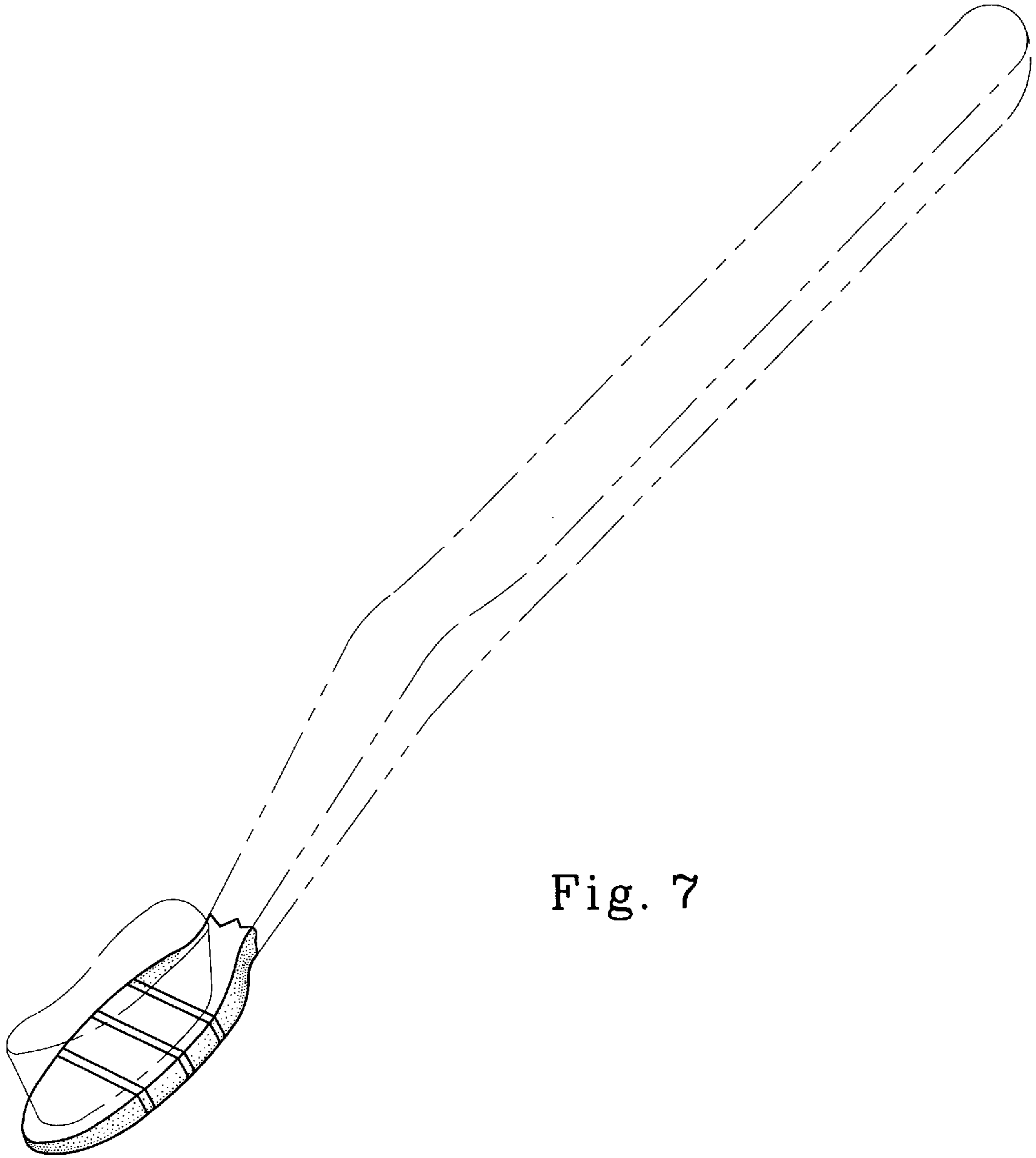


Fig. 7

Fig. 8

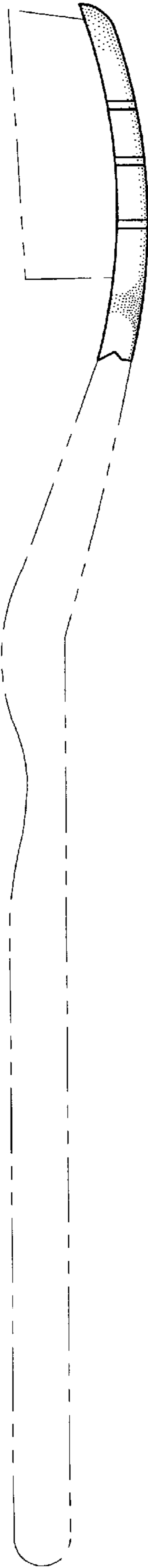


Fig. 9

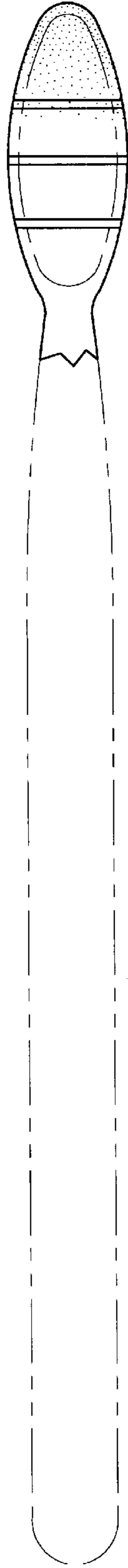


Fig. 10

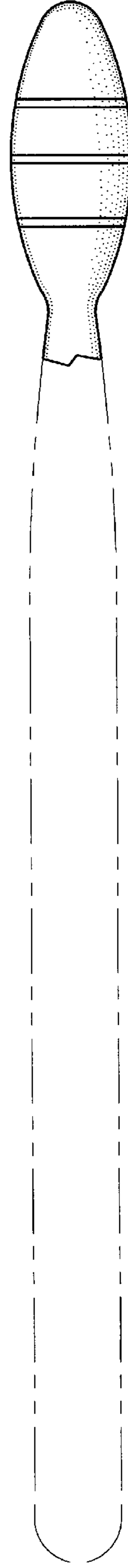


Fig. 11

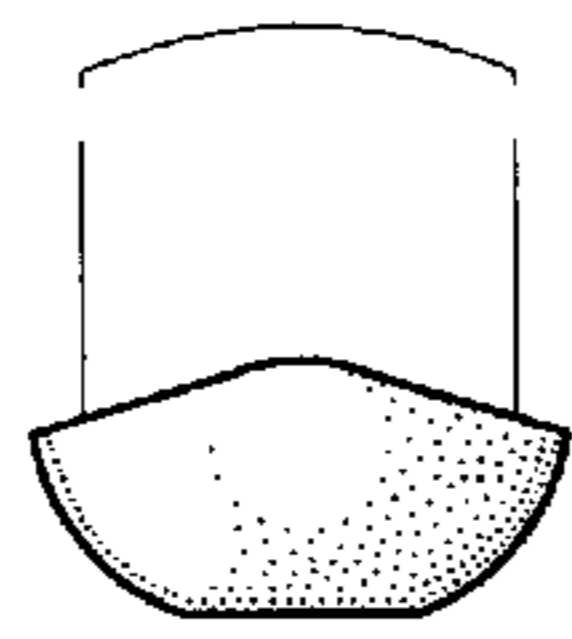
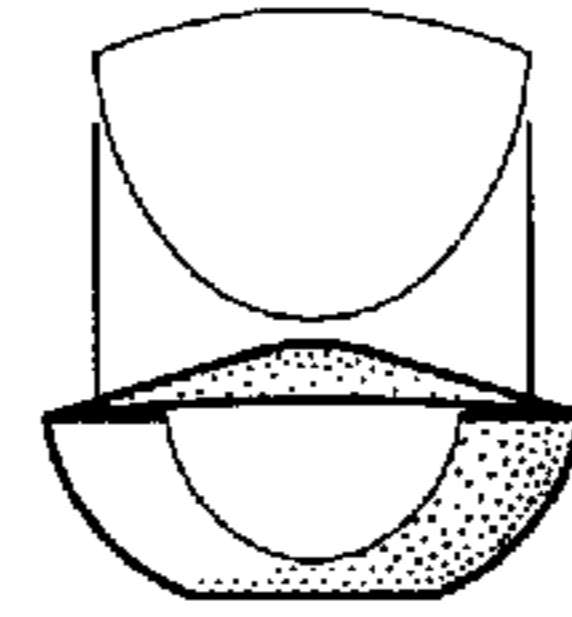


Fig. 12



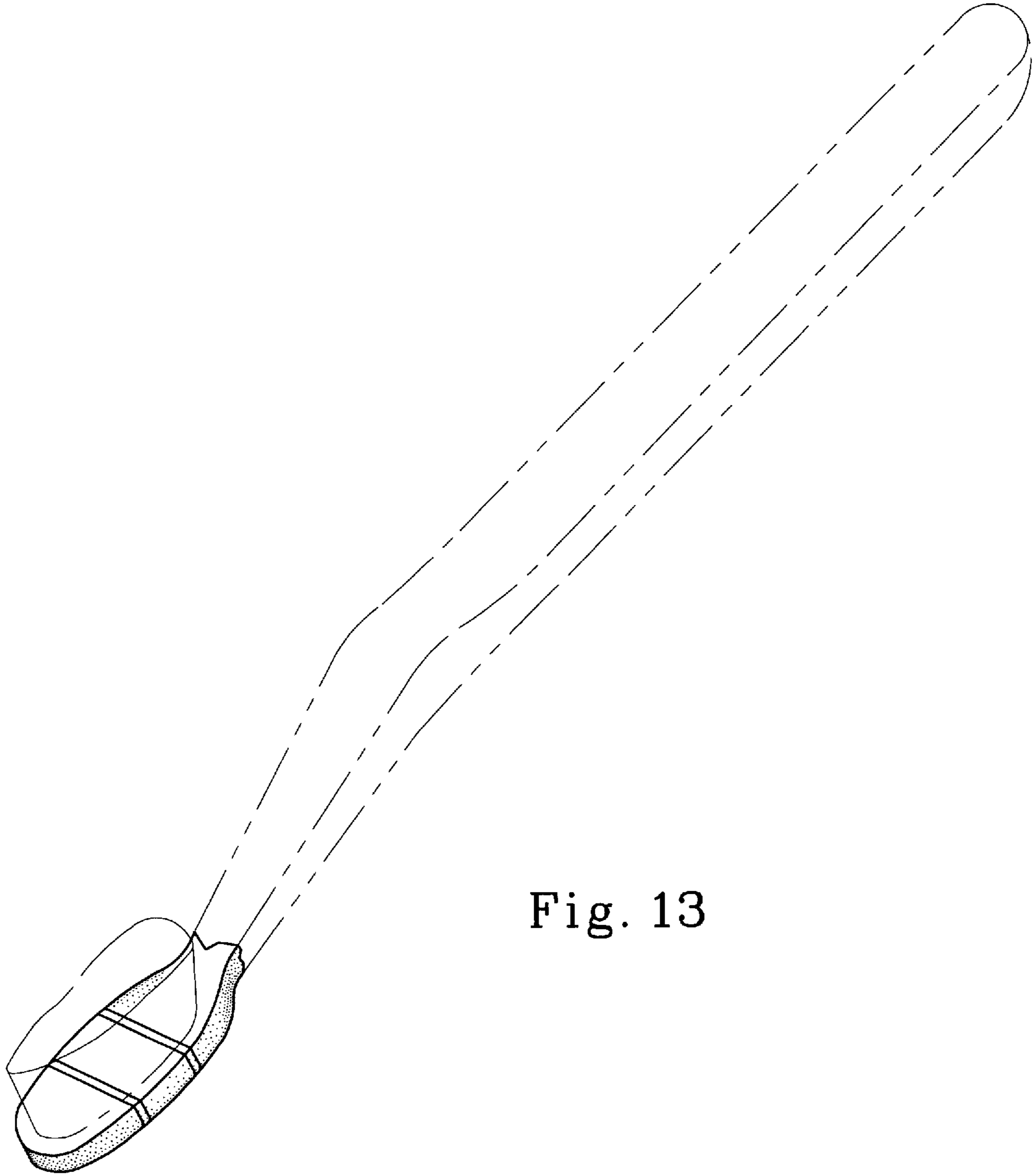


Fig. 13

Fig. 14

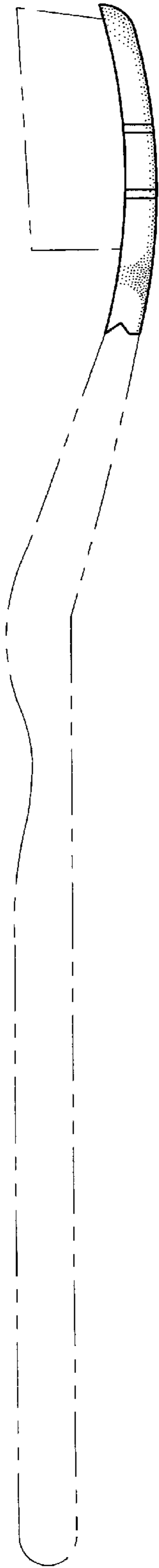


Fig. 15

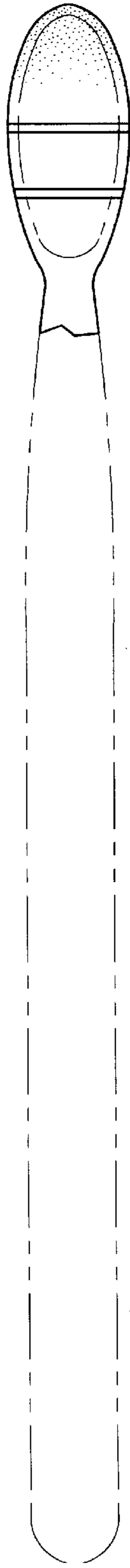


Fig. 16




Fig. 17

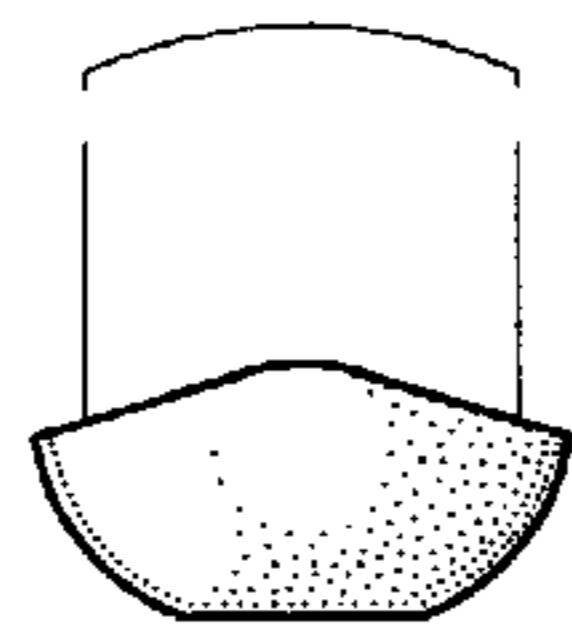
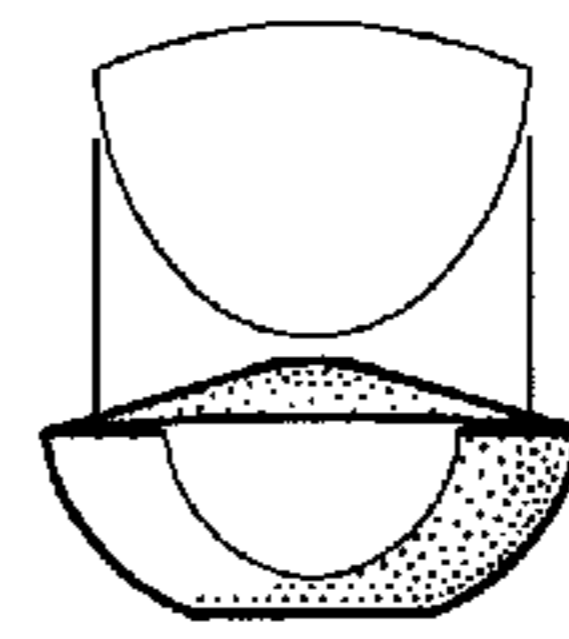


Fig. 18



**UNITED STATES PATENT AND TRADEMARK OFFICE
CERTIFICATE OF CORRECTION**

PATENT NO. : Des. 407,221
DATED : March 30, 1999
INVENTOR(S) : Maria Van Gelder

It is certified that error appears in the above-identified patent and that said Letters Patent is hereby corrected as shown below:

On the title page, Item

[75] Inventor: Maria Van Gelder, delete -- Twickenham, Rep. Of Moldove -- and insert therefor -- Malmesbury, United Kingdon --.

Signed and Sealed this
Twelfth Day of October, 1999

Attest:



Q. TODD DICKINSON

Attesting Officer

Acting Commissioner of Patents and Trademarks