



US00D407220S

United States Patent [19]
Chen

[11] **Patent Number: Des. 407,220**

[45] **Date of Patent: **Mar. 30, 1999**

[54] **VACUUM COAT BAG**

3,834,497 9/1974 Furst 190/110
3,999,639 12/1976 Walters 190/110

[76] Inventor: **Chin-Lai Chen**, No. 89 Chung-Liao Street, San-Chung, Taipei Hsien, Taiwan

Primary Examiner—Philip S. Hyder
Attorney, Agent, or Firm—Bacon & Thomas, PLLC

[**] Term: **14 Years**

[57] **CLAIM**

[21] Appl. No.: **84,060**

The ornamental design for an vacuum coat bag, as shown and described.

[22] Filed: **Feb. 24, 1998**

DESCRIPTION

[51] **LOC (6) Cl.** **03-01**

[52] **U.S. Cl.** **D3/278**

[58] **Field of Search** D3/278; 383/22,
383/23, 24, 39; 190/109, 112; 206/286,
287

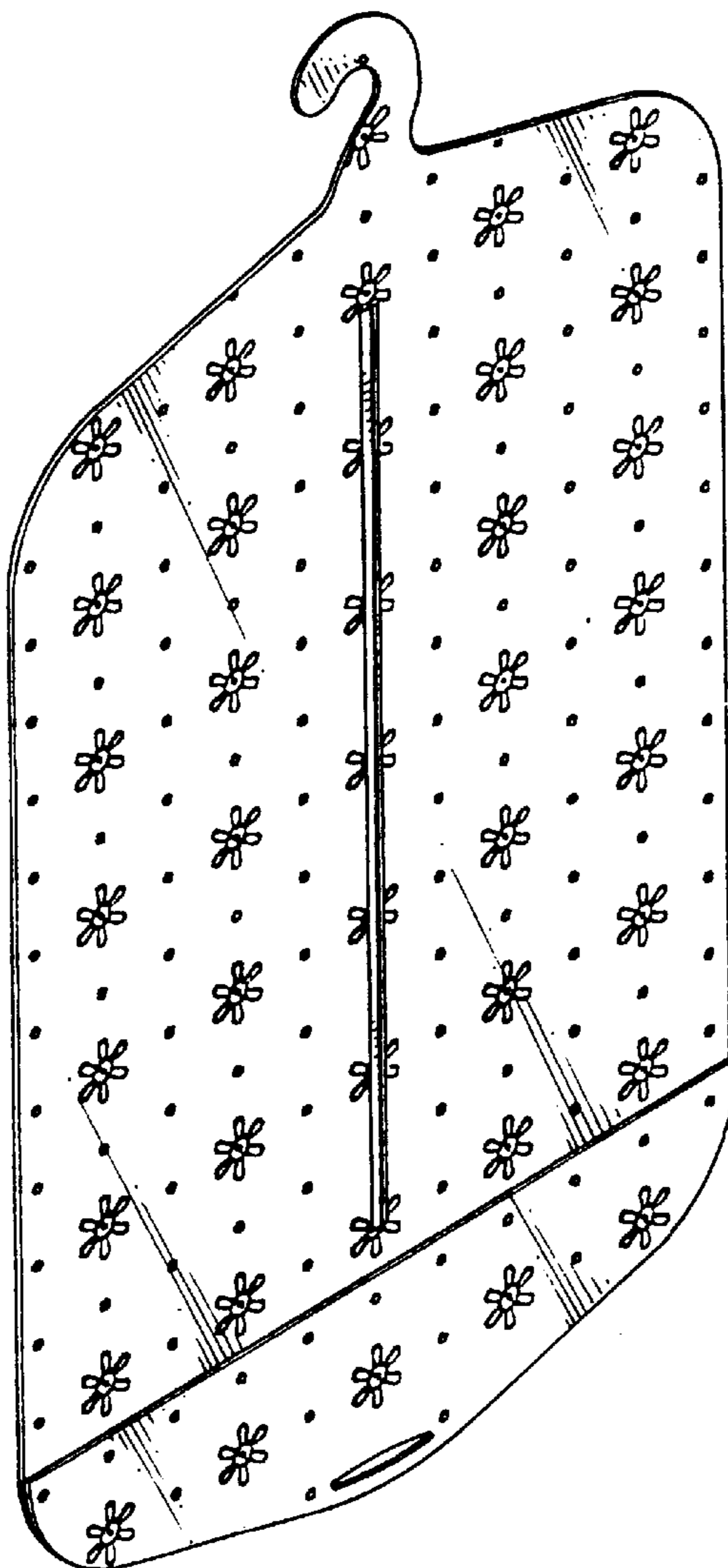
FIG. 1 is a top, front perspective view of an vacuum coat bag showing our design;
FIG. 2 is a front elevational view thereof;
FIG. 3 is a rear elevational view thereof;
FIG. 4 is a left side elevational view thereof;
FIG. 5 is a right side elevational view thereof;
FIG. 6 is a top plan view thereof;
FIG. 7 is a bottom plan view thereof; and,
FIG. 8 is a perspective drawing showing the design in using condition.

[56] **References Cited**

U.S. PATENT DOCUMENTS

D. 241,986	10/1976	Pelavin	D3/278
D. 281,547	12/1985	Bomes et al.	D3/278
D. 383,904	9/1997	Stewart	D3/278
D. 385,700	11/1997	Stewart	D3/278
2,590,462	3/1952	Rassenfoss	383/23

1 Claim, 6 Drawing Sheets



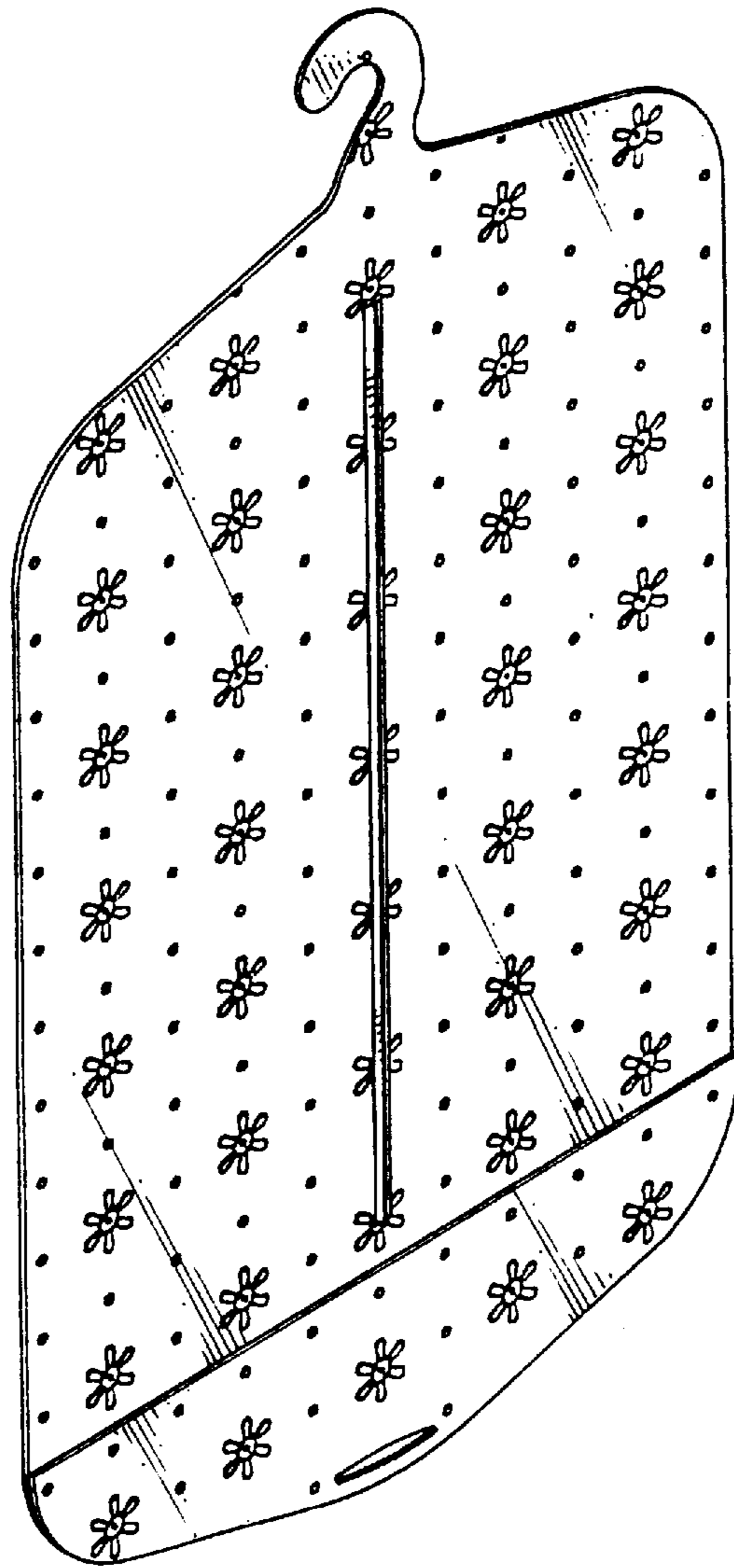


FIG. 1

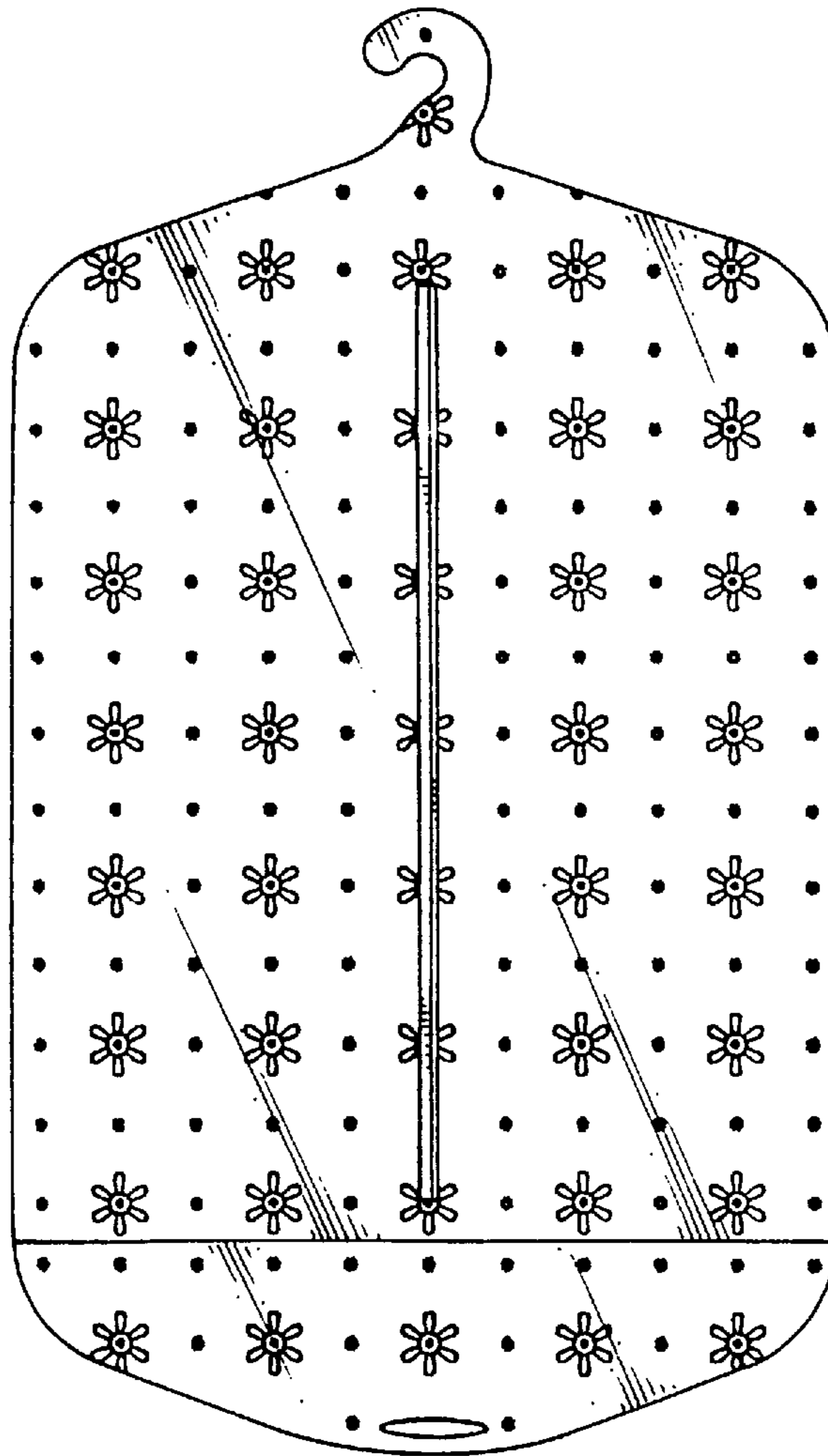


FIG.2




FIG.3



FIG. 4



FIG. 5




FIG. 6




FIG. 7

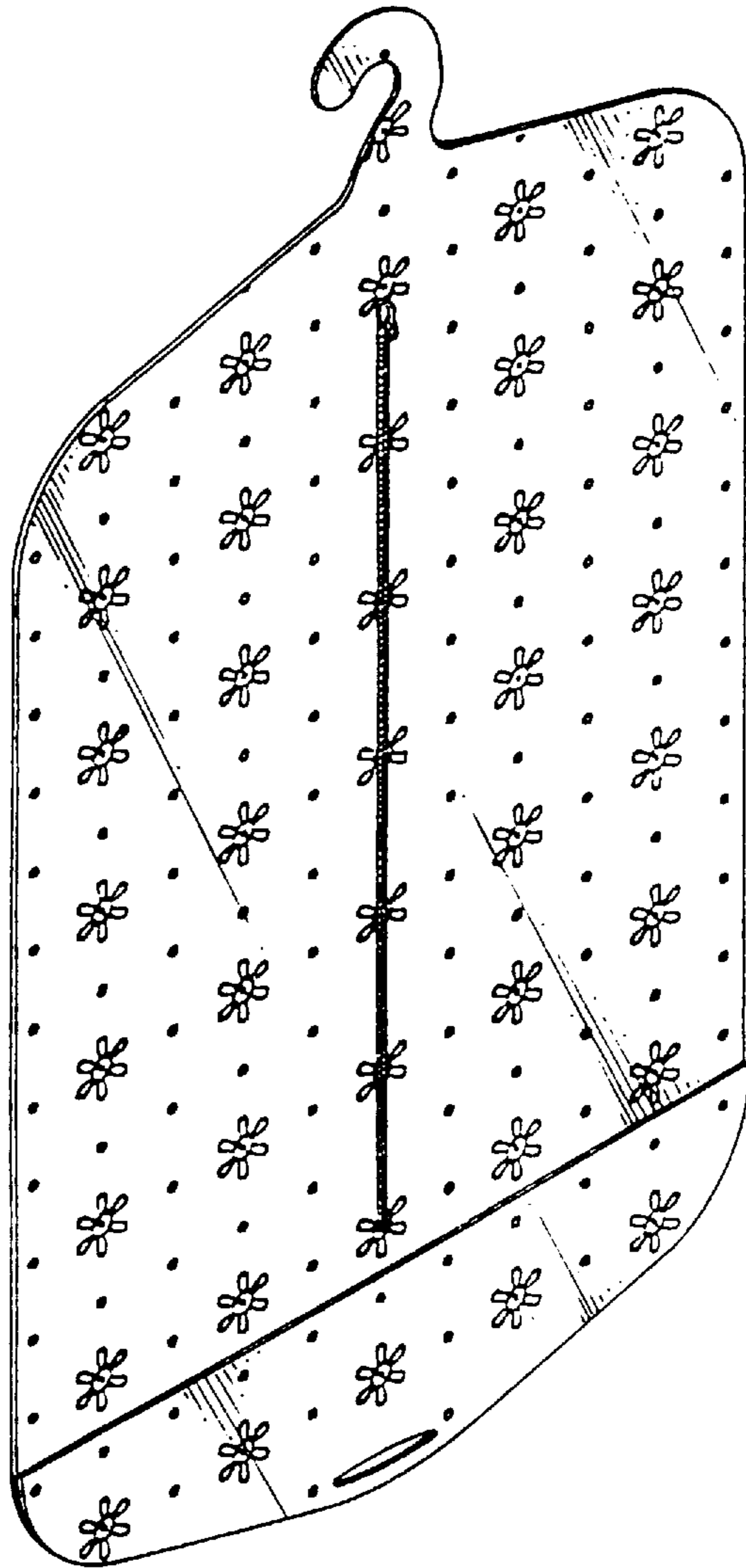


FIG. 8