



US00D407199S

# United States Patent [19] Hardy

[11] **Patent Number: Des. 407,199**

[45] **Date of Patent: \*\*Mar. 30, 1999**

[54] **PORTION OF A SHOE UPPER**

[75] Inventor: **Alan S. Hardy**, Portland, Oreg.

[73] Assignee: **Nike, Inc.**, Beaverton, Oreg.

[\*\*] Term: **14 Years**

[21] Appl. No.: **94,857**

[22] Filed: **Oct. 13, 1998**

[51] **LOC (6) Cl.** ..... **02-99**

[52] **U.S. Cl.** ..... **D2/972**

[58] **Field of Search** ..... D2/896, 902, 907,  
D2/910, 969, 972, 973; 36/83, 113, 126-131,  
45, 501

Nike Footwear Catalog, Late Spring 1998, pp. 29, 31 and 32. Published Sep. 1997.

Nike Footwear Catalog, Spring 1998, p. 149. Published Jun. 1997.

Nike Footwear Catalog, Spring 1997, p. 37. Published Jun. 1996.

Nike Footwear Catalog, Holiday 1996, p. 6. Published Mar. 1996.

Nike Footwear Catalog, Late Spring 1996, p. 136. Published Aug. 1995.

Nike Footwear Catalog, Spring 1994, p. 22. Published Jun. 1993.

*Primary Examiner*—Dominic Simone  
*Attorney, Agent, or Firm*—Banner & Witcoff, Ltd.

[56] **References Cited**

**U.S. PATENT DOCUMENTS**

- D. 287,301 12/1986 Tong .
- D. 325,811 5/1992 Backus et al. .
- D. 346,484 5/1994 Hatfield .
- D. 347,519 6/1994 Worthington .
- D. 347,938 6/1994 Smith .
- D. 349,396 8/1994 Hatfield .
- D. 361,884 9/1995 Lozano .
- D. 369,459 5/1996 Feller .
- D. 377,262 1/1997 Lucas .
- D. 377,712 2/1997 Avar et al. .... D2/972
- D. 382,698 8/1997 Avar ..... D2/972
- D. 385,399 10/1997 Worthington .
- D. 389,300 1/1998 Teague .
- D. 395,944 7/1998 Avar .
- 4,447,967 5/1984 Zaino .

**OTHER PUBLICATIONS**

Nike Footwear Catalog, Holiday 1998, p. W65. Published Mar. 1998.

Nike Footwear Catalog, Fall 1998, p. 56. Published Dec. 1997.

[57] **CLAIM**

The ornamental design for a portion of a shoe upper, as shown and described.

**DESCRIPTION**

FIG. 1 is a perspective view of a portion of a shoe upper showing my new design;

FIG. 2 is a side elevational view of the portion of a shoe upper shown in FIG. 1;


FIG. 3 is a front elevational view of the portion of a shoe upper shown in FIG. 1;

FIG. 4 is a rear elevational view of the portion of a shoe upper shown in FIG. 1; and,

FIG. 5 is a top plan view of the portion of a shoe upper shown in FIG. 1.

The uneven broken line showing of the remainder of the shoe is for illustrative purposes only and form no part of the claimed design.

**1 Claim, 2 Drawing Sheets**



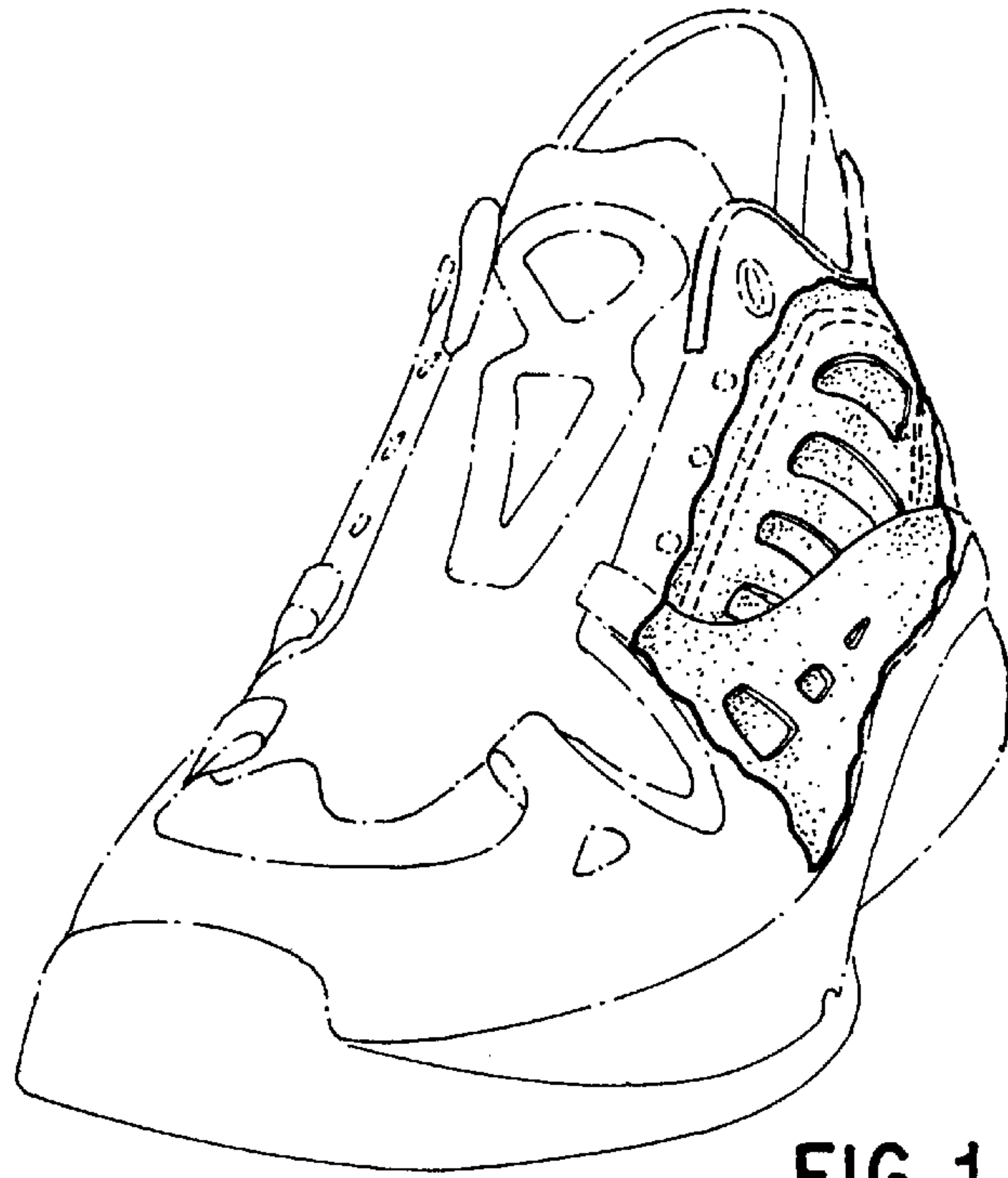


FIG. 1




FIG. 2



FIG. 3

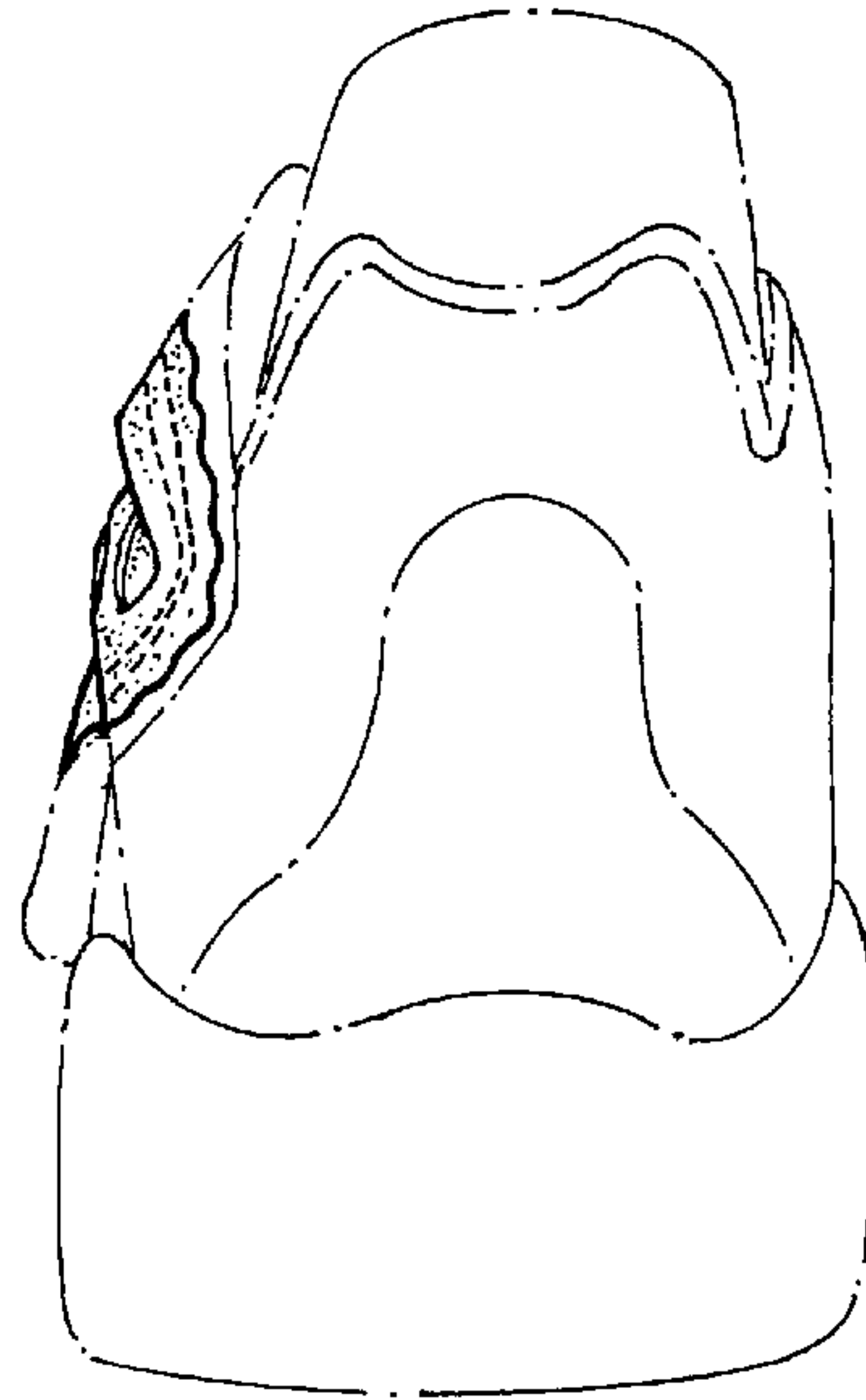


FIG. 4

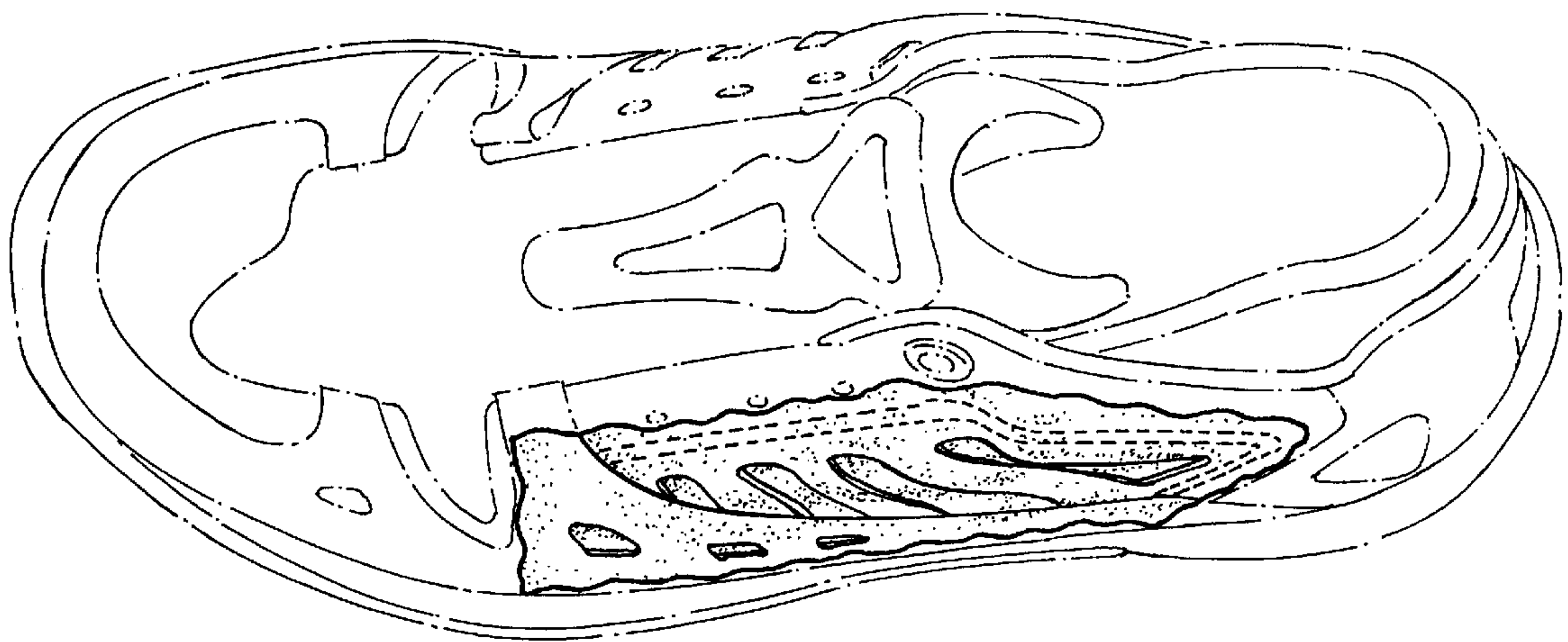


FIG. 5