



US00D407186S

**United States Patent** [19]  
**Koskela**

[11] **Patent Number: Des. 407,186**

[45] **Date of Patent: \*\*Mar. 30, 1999**

[54] **SHOE HORN**

[76] Inventor: **Vesa Koskela**, Torsten Alms Gata 22,  
126 51 Hägersten, Sweden

[\*\*] Term: **14 Years**

[21] Appl. No.: **80,695**

[22] Filed: **Dec. 12, 1997**

[51] **LOC (6) Cl.** ..... **07-99**

[52] **U.S. Cl.** ..... **D2/642**

[58] **Field of Search** ..... D2/642, 641; 223/111,  
223/113, 114, 118, 119; 428/131; D21/478,  
479, 480, 793

[56] **References Cited**

**U.S. PATENT DOCUMENTS**

- 11,445 8/1854 Schwingrovber ..... 223/119
- D. 275,814 10/1984 Windsor ..... D2/642
- D. 300,160 3/1989 Johnson ..... D2/642 X

- D. 360,743 8/1995 Simpson ..... D2/642
- 1,710,138 4/1929 Bartholomae ..... D2/642 X
- 3,175,307 3/1965 Evans ..... D2/642 X
- 3,261,114 7/1966 Saunders ..... D2/642 X
- 4,290,539 9/1981 Lowery ..... 223/118
- 5,741,569 4/1998 Votino et al. .... 428/131

*Primary Examiner*—Paula A. Mortimer  
*Attorney, Agent, or Firm*—Jeffrey Slusher

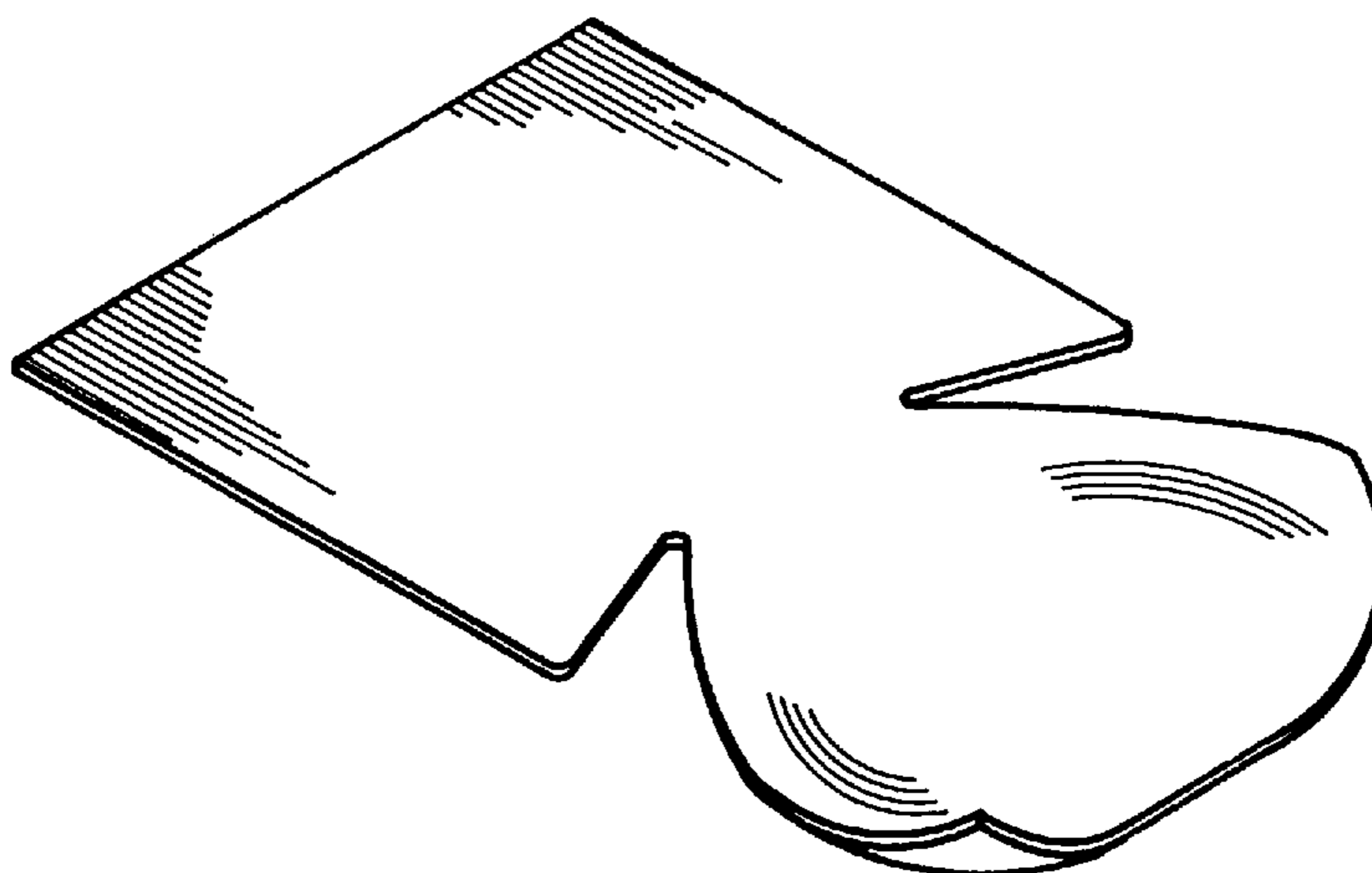
[57] **CLAIM**

I claim the ornamental design for the shoe horn, as shown and described.

**DESCRIPTION**

FIG. 1 is a top plan view of a shoe horn showing my new design;  
FIG. 2 is a side elevational view thereof, the opposite side is a mirror image; and,  
FIG. 3 is a perspective view with a portion upturned.

**1 Claim, 1 Drawing Sheet**



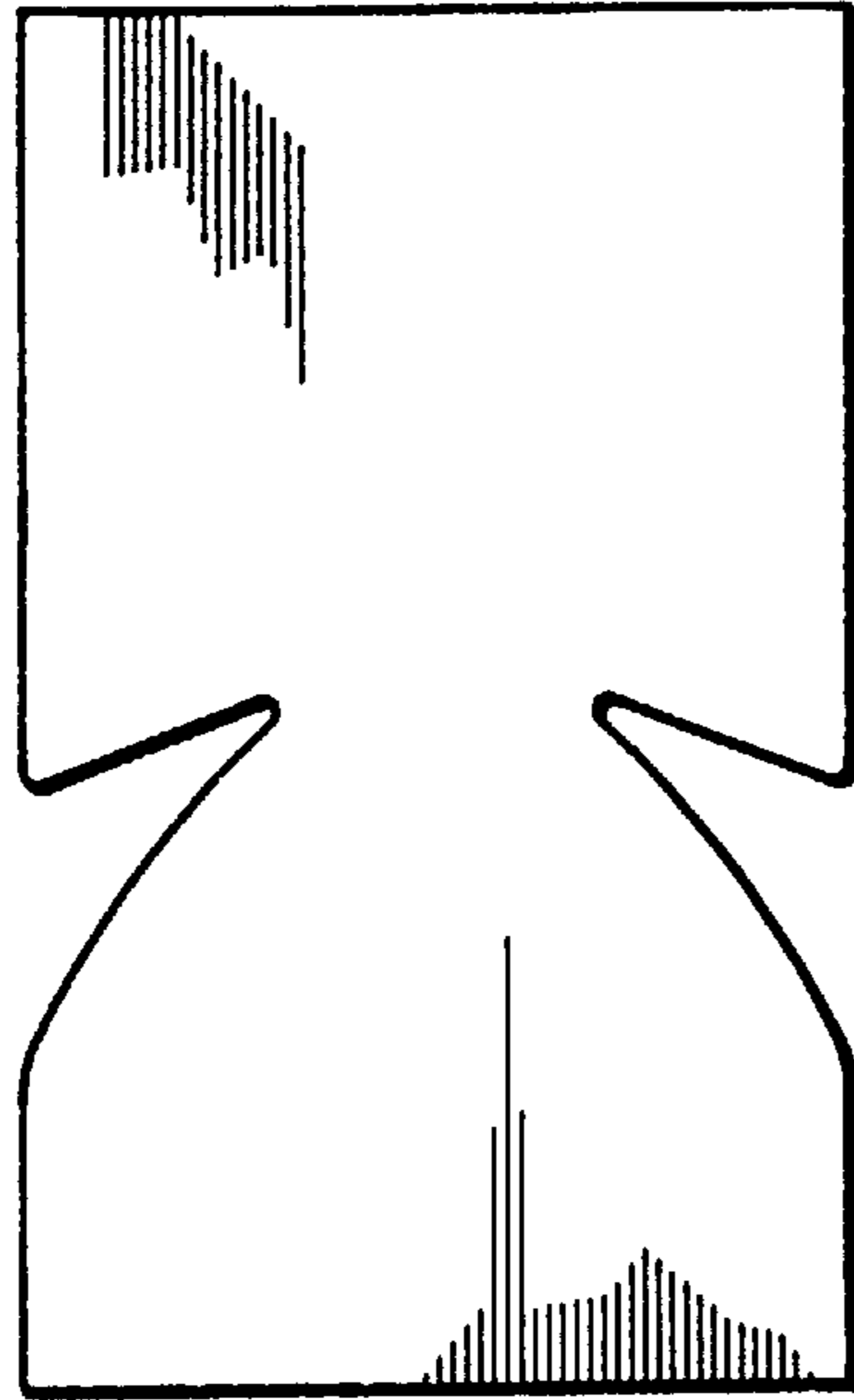


FIG. 1



FIG. 2




FIG. 3