



US00D407178S

# United States Patent [19] Evans

[11] **Patent Number: Des. 407,178**

[45] **Date of Patent: \*\*Mar. 23, 1999**

[54] **CARGO PALLET**

[76] Inventor: **Don Evans**, 1405 Huntington Cir.,  
Reno, Nev. 89509

[\*\*] Term: **14 Years**

[21] Appl. No.: **69,722**

[22] Filed: **Apr. 21, 1997**

[51] **LOC (6) Cl. .... 09-08**

[52] **U.S. Cl. .... D34/38**

[58] **Field of Search** ..... D34/28, 38; 108/51.11,  
108/51.3, 53.3, 55.3, 56.1, 57.1, 57.25,  
57.28; 248/346.02

[56] **References Cited**

**U.S. PATENT DOCUMENTS**

4,189,125	2/1980	Little	.....	248/346.02
4,580,680	4/1986	Wind	.....	108/55.3
4,838,176	6/1989	Bowser et al.	.....	108/53.3
4,879,956	11/1989	Shuert	.....	108/53.3

*Primary Examiner*—Alan P. Douglas  
*Assistant Examiner*—Robin V. Taylor  
*Attorney, Agent, or Firm*—Ian F. Burns, Esq.

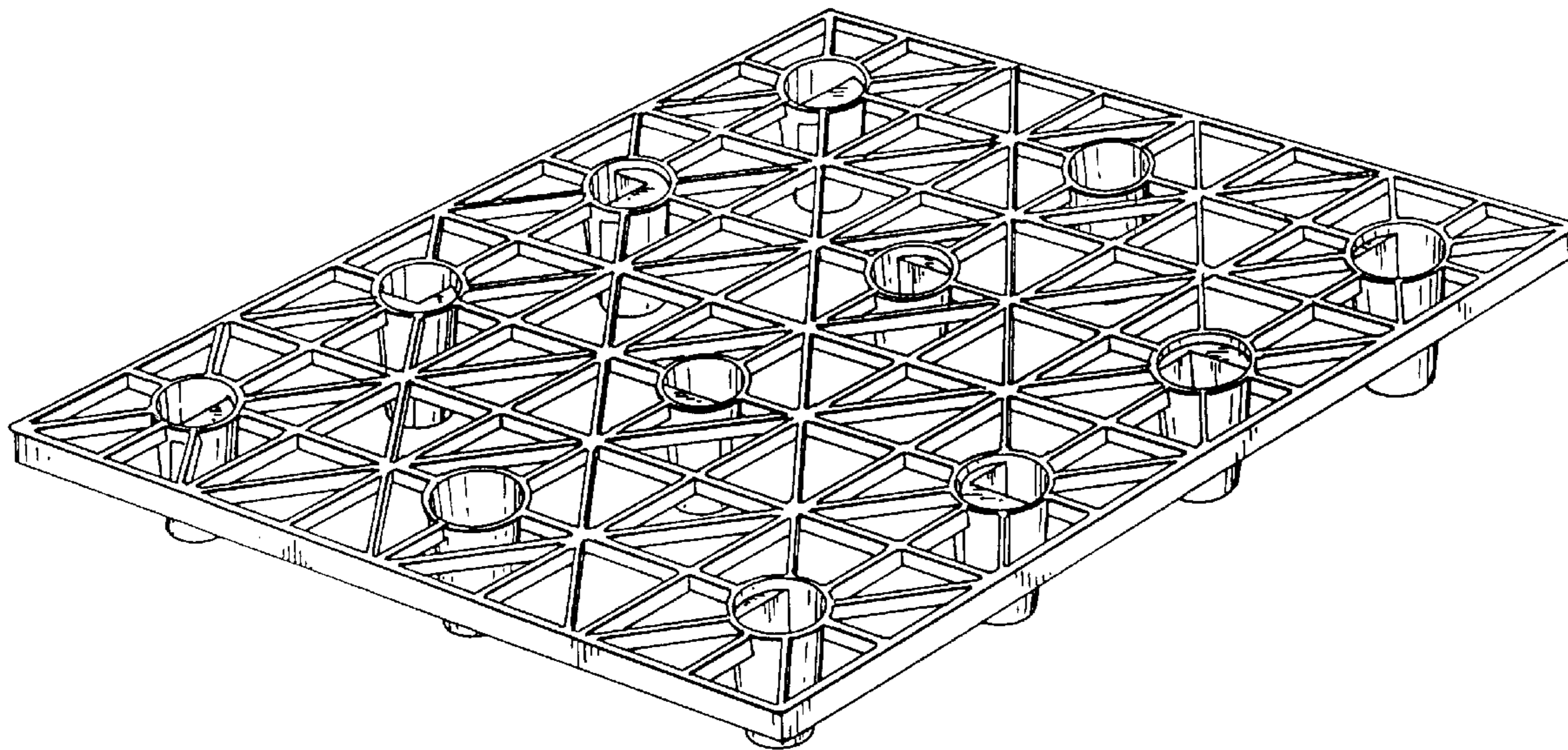
[57] **CLAIM**

I claim the ornamental design for a cargo pallet, as shown and described.

**DESCRIPTION**

FIG. 1 is a side perspective view of the cargo pallet of the present invention;  
FIG. 2 is a side elevational view of the cargo pallet of the present invention, the left side elevational view being a mirror image thereof;  
FIG. 3 is a front elevational view of the cargo pallet of the present invention, the rear elevational view being a mirror image thereof;  
FIG. 4 is a top plan view of the cargo pallet of the present invention; and,  
FIG. 5 is a bottom plan view of the cargo pallet of the present invention.

**1 Claim, 4 Drawing Sheets**



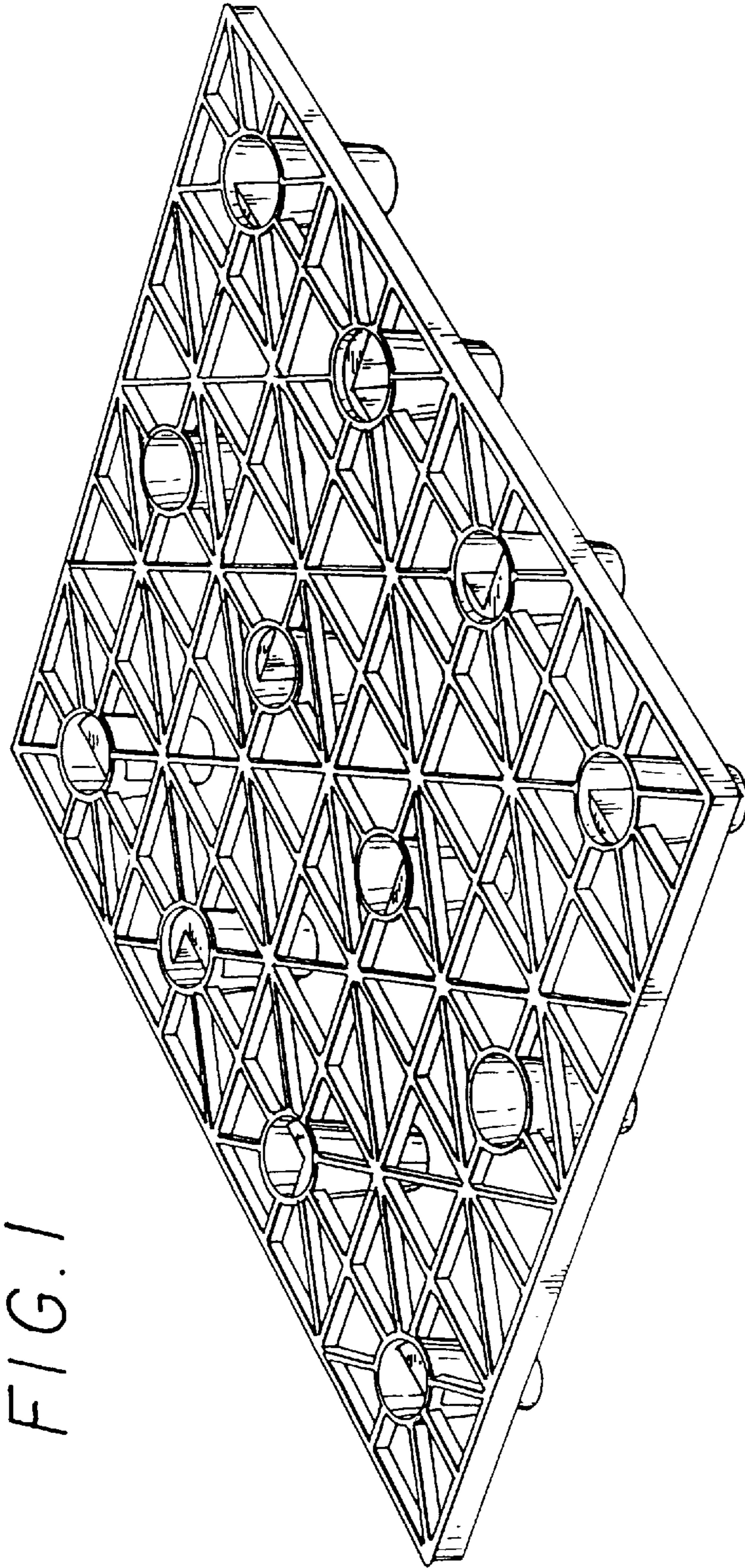


FIG. 1




FIG. 2

FIG. 3

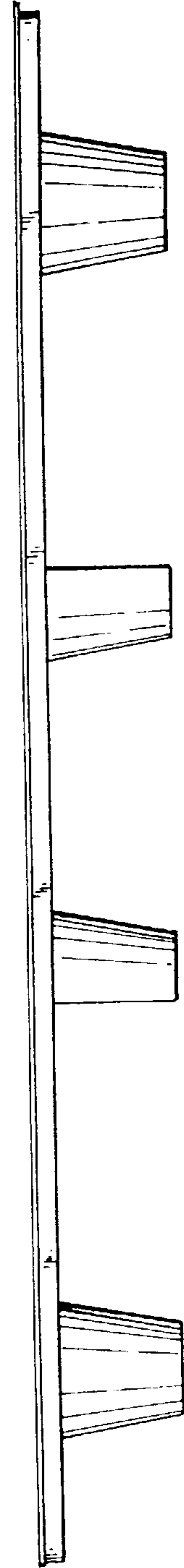


FIG. 4




FIG. 5

