



US00D407175S

United States Patent [19]
Nishimura

[11] **Patent Number: Des. 407,175**
[45] **Date of Patent: **Mar. 23, 1999**

[54] **LEVER BLOCK**

D. 377,555 1/1997 Ueno D34/33
2,100,674 11/1937 Stahl 294/82.11
5,765,891 6/1998 Fredriksson 294/82.11

[75] Inventor: **Yosaku Nishimura**, Osaka, Japan

[73] Assignee: **Vital Kogyo Kabushiki Kaisha**, Osaka, Japan

[**] Term: **14 Years**

Primary Examiner—Alan P. Douglas
Assistant Examiner—Robin V. Taylor
Attorney, Agent, or Firm—Lockwood, Alex, FitzGibbon & Cummings

[21] Appl. No.: **71,254**

[57] **CLAIM**

[22] Filed: **Jun. 25, 1997**

The ornamental design of the lever block, as shown and described.

[30] **Foreign Application Priority Data**

DESCRIPTION

Feb. 10, 1997 [JP] Japan 9-3751

FIG. 1 is a perspective view of the lever block showing my new design;

[51] **LOC (6) Cl.** **12-05**

FIG. 2 is a side view of my invention;

[52] **U.S. Cl.** **D34/33; D34/28**

FIG. 3 is a front view of my invention;

[58] **Field of Search** D34/28, 29, 33, D34/35; 254/401, 335; 294/82.11, 82.1

FIG. 4 is a back view of my invention;

FIG. 5 is the other side view of my invention;

[56] **References Cited**

FIG. 6 is a top view of my invention; and,

U.S. PATENT DOCUMENTS

FIG. 7 is a bottom view of my invention.
The chain in FIGS. 1-5 is shown broken away to indicate indeterminate length.

D. 152,123 12/1948 Parker D34/33
D. 220,772 5/1971 Hawkins et al. D34/33
D. 315,976 4/1991 Shieh D34/33

1 Claim, 3 Drawing Sheets

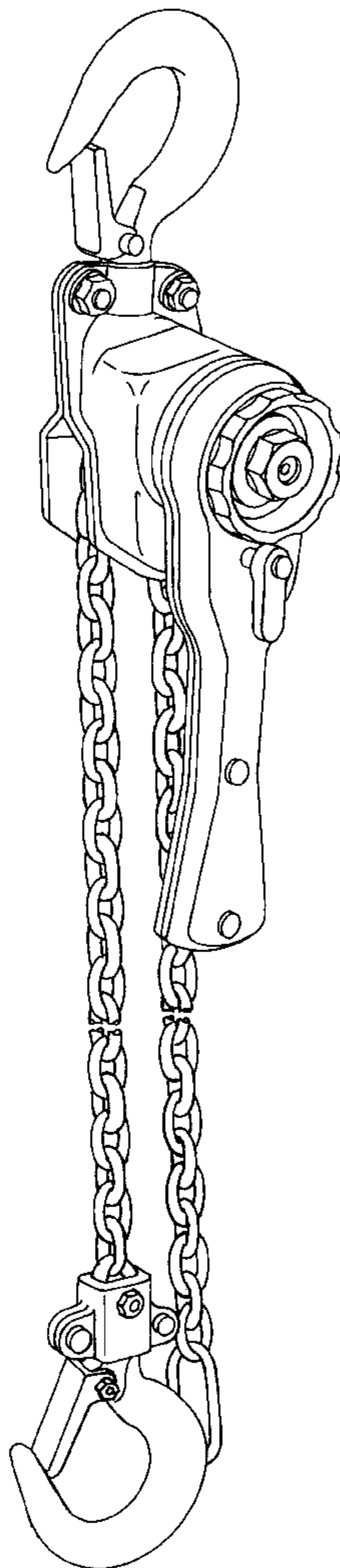


FIG.1

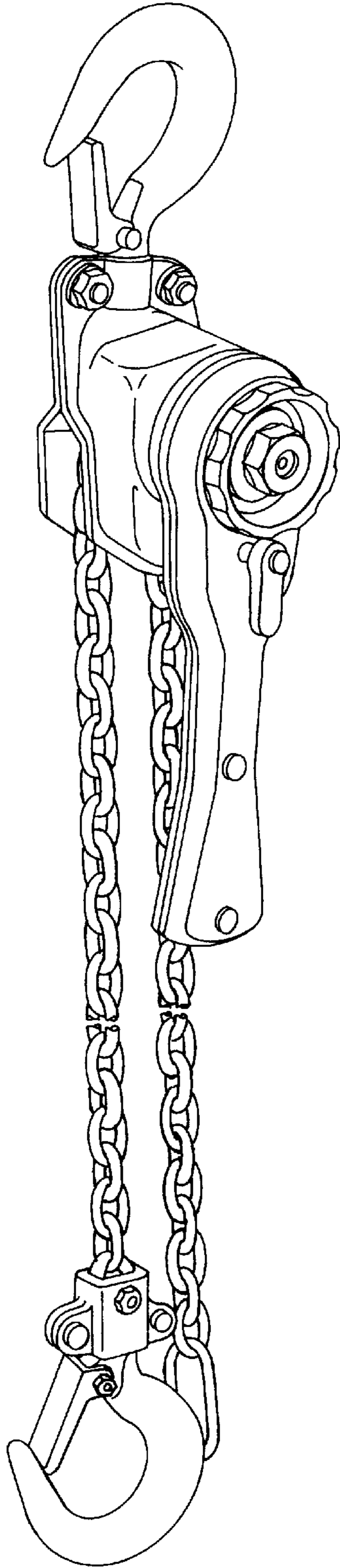


FIG.2

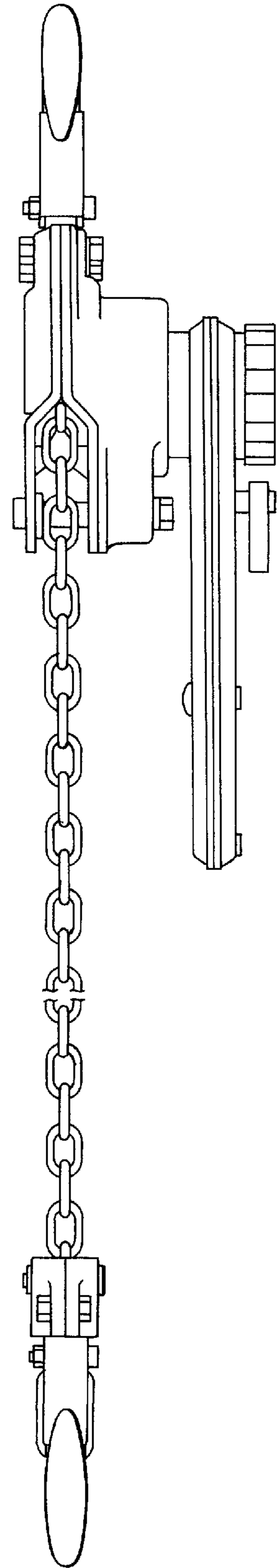


FIG.3

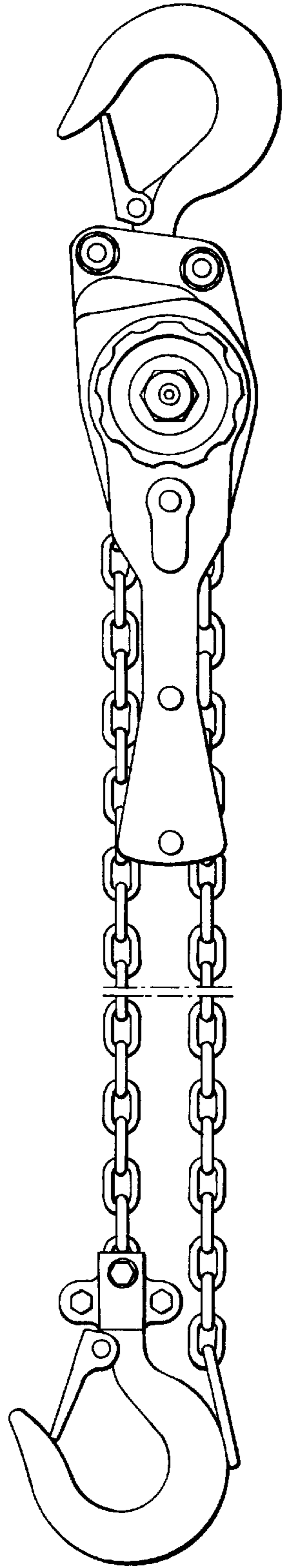


FIG.4

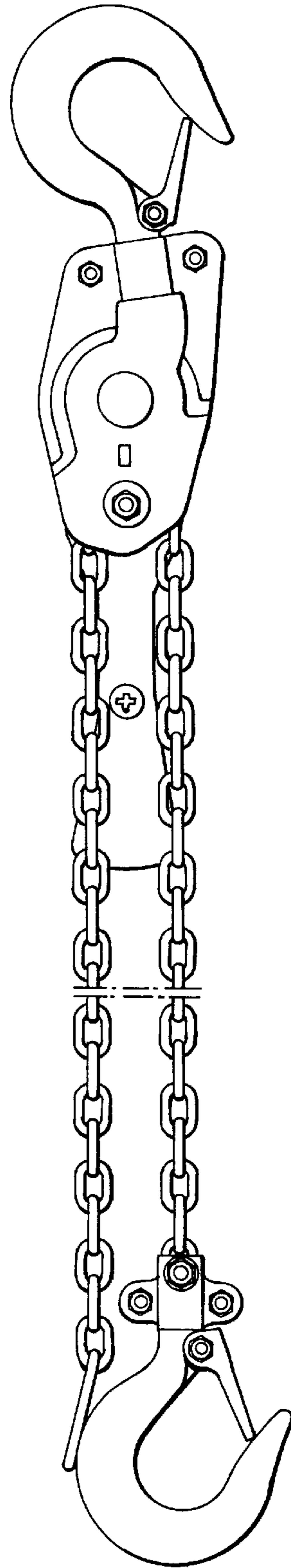


FIG.5

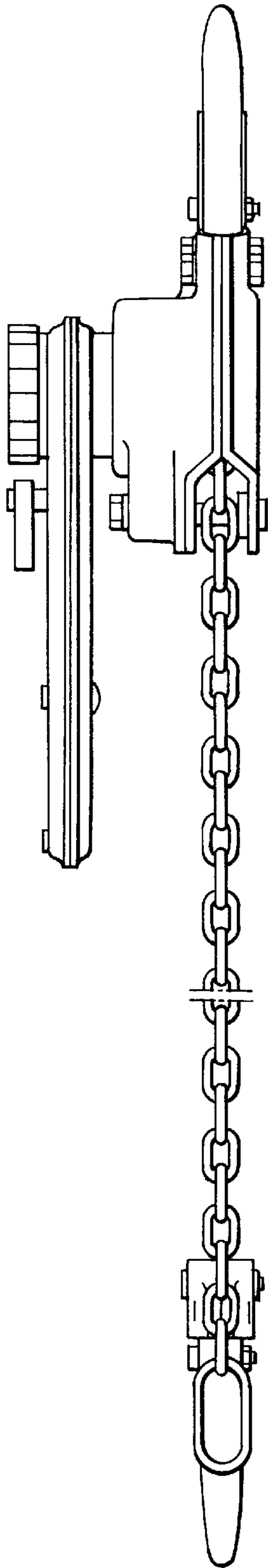


FIG.6

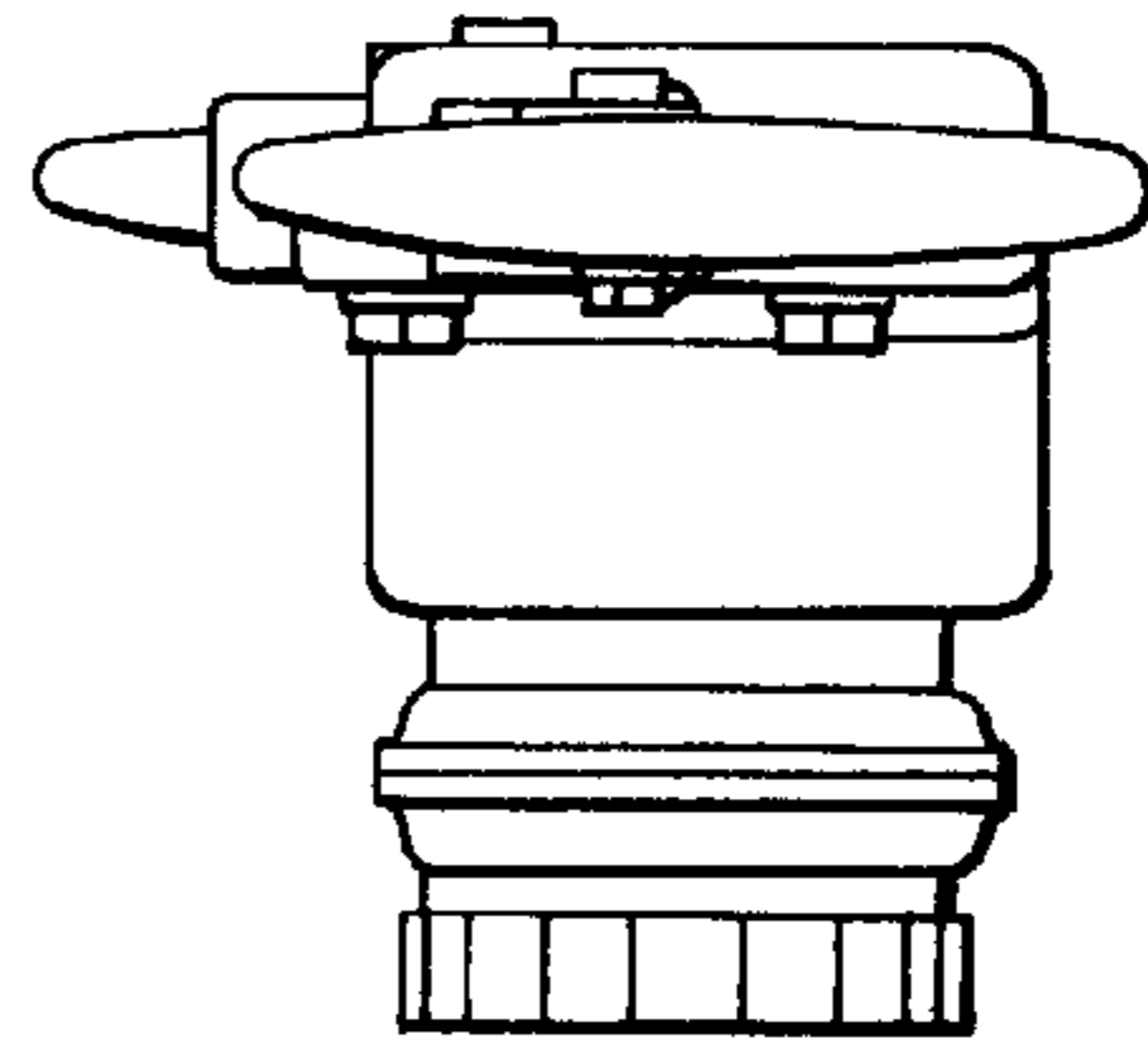


FIG.7

