



US00D407168S

United States Patent [19] Arakelian

[11] **Patent Number: Des. 407,168**

[45] **Date of Patent: **Mar. 23, 1999**

[54] **SUBMERSIBLE MOTOR VEHICLE LIGHT**

[75] Inventor: **Dikran Arakelian**, Seven Hills, Australia

[73] Assignee: **Ark Engineering Pty Ltd**, Seven Hills, Australia

[**] Term: **14 Years**

[21] Appl. No.: **87,496**

[22] Filed: **May 4, 1998**

[51] **LOC (6) Cl.** **26-06**

[52] **U.S. Cl.** **D26/28**

[58] **Field of Search** D26/28-36; 362/61, 362/80, 80.1, 81, 82, 83, 83.2, 83.3, 227, 235, 236, 240, 243, 362

[56] **References Cited**

U.S. PATENT DOCUMENTS

D. 205,957	10/1966	Nagel	D26/28
D. 221,106	7/1971	Jixier	D26/28
D. 246,131	10/1977	Schifrin	D26/28
D. 250,912	1/1979	Jixier	D26/28
D. 259,814	7/1981	Yabata	D26/28

D. 269,210	5/1983	Cutlip et al.	D26/28
D. 336,530	6/1993	Choi et al.	D26/28
D. 385,370	10/1997	Moore	D26/28
4,163,275	7/1979	Weber et al.	D26/28

Primary Examiner—Marcus A. Jackson
Attorney, Agent, or Firm—Ostrolenk, Faber, Gerb & Soffen, LLP


[57] **CLAIM**

The ornamental design for a submersible motor vehicle light, as shown and described.

DESCRIPTION

FIG. 1 is a top perspective view of a submersible motor vehicle light showing my new design; FIG. 2 is a front view thereof; FIG. 3 is a top view thereof; FIG. 4 is a bottom view thereof; FIG. 5 is a left-side view thereof, the opposite side view being a mirror image; FIG. 6 is a rear view thereof; and, FIG. 7 is an exploded view of FIG. 1, showing some elements of the design separated.

1 Claim, 3 Drawing Sheets



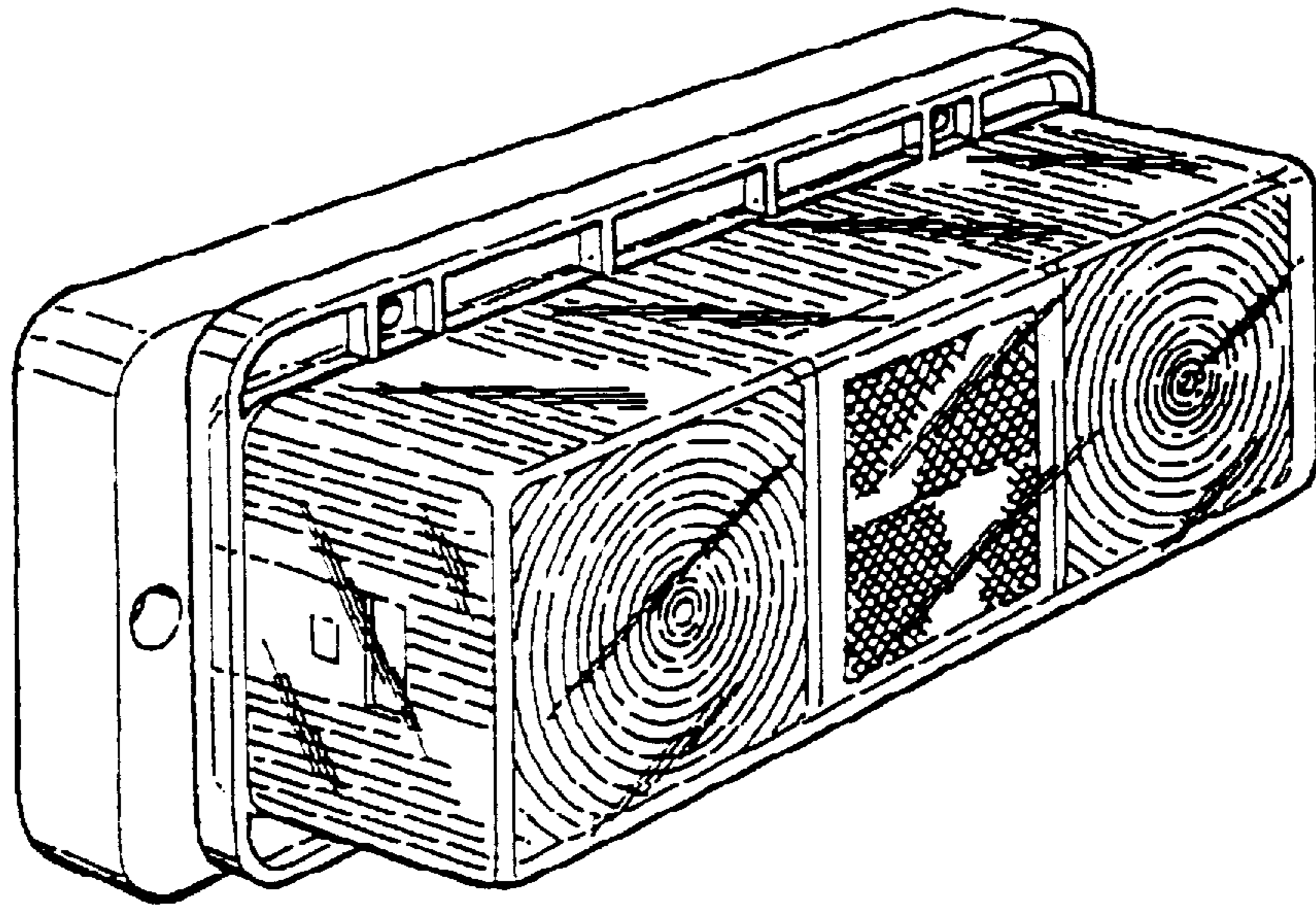


FIG. 1




FIG. 2

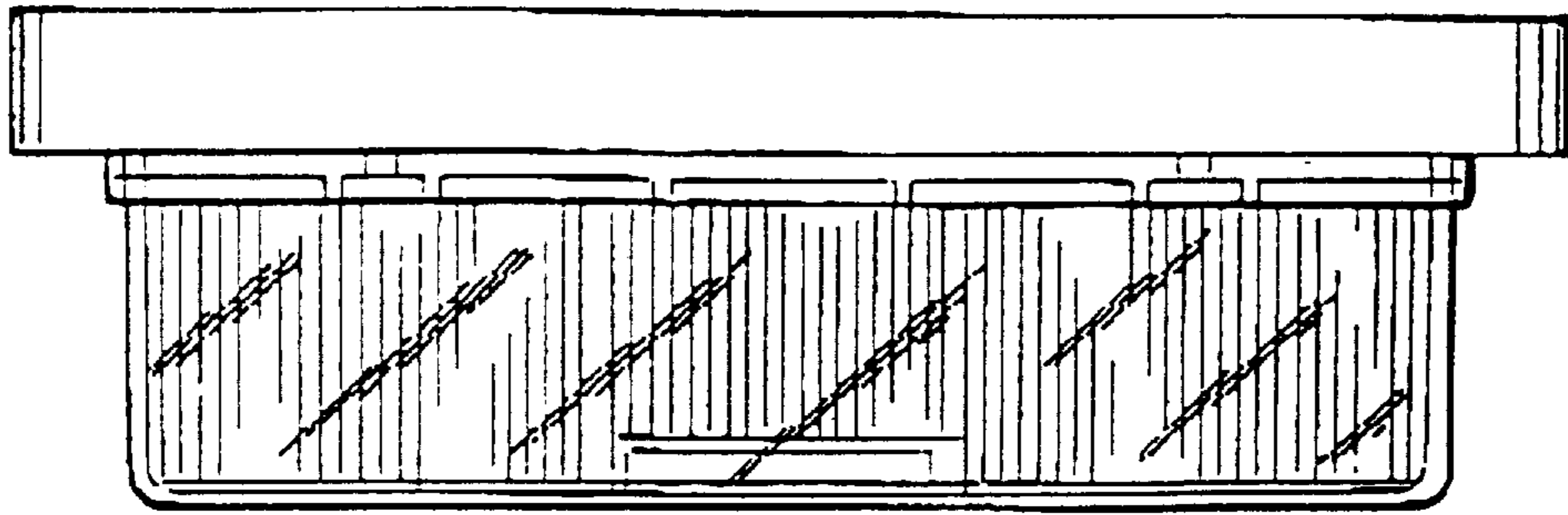


FIG. 3

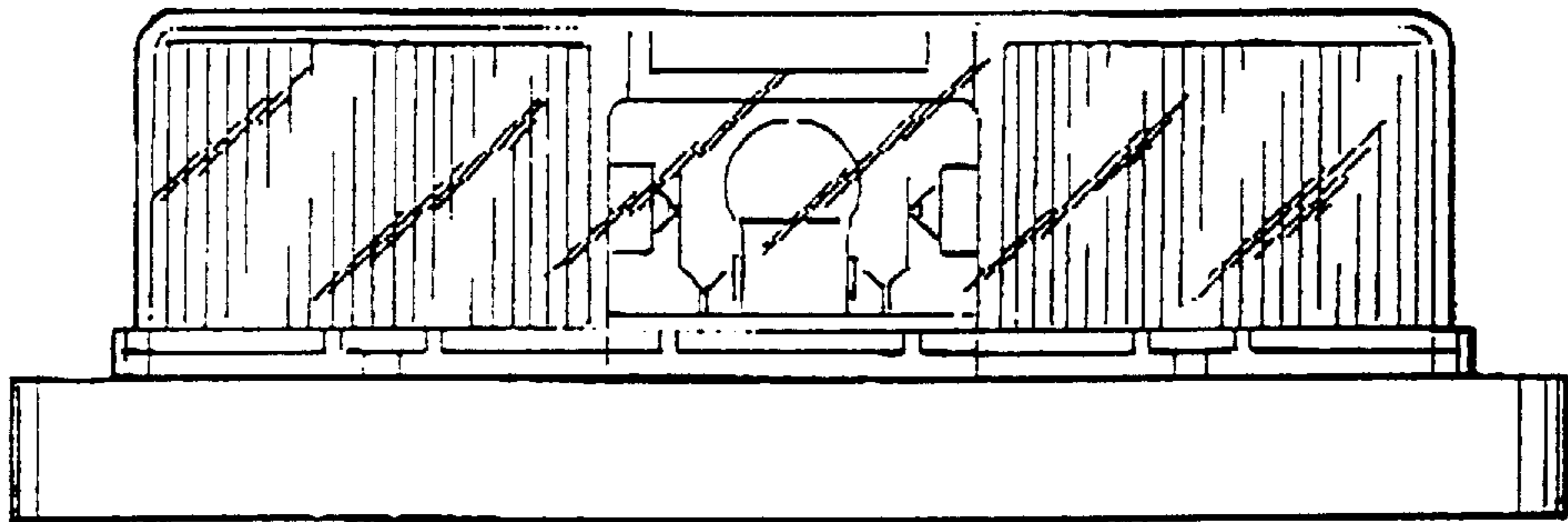


FIG. 4

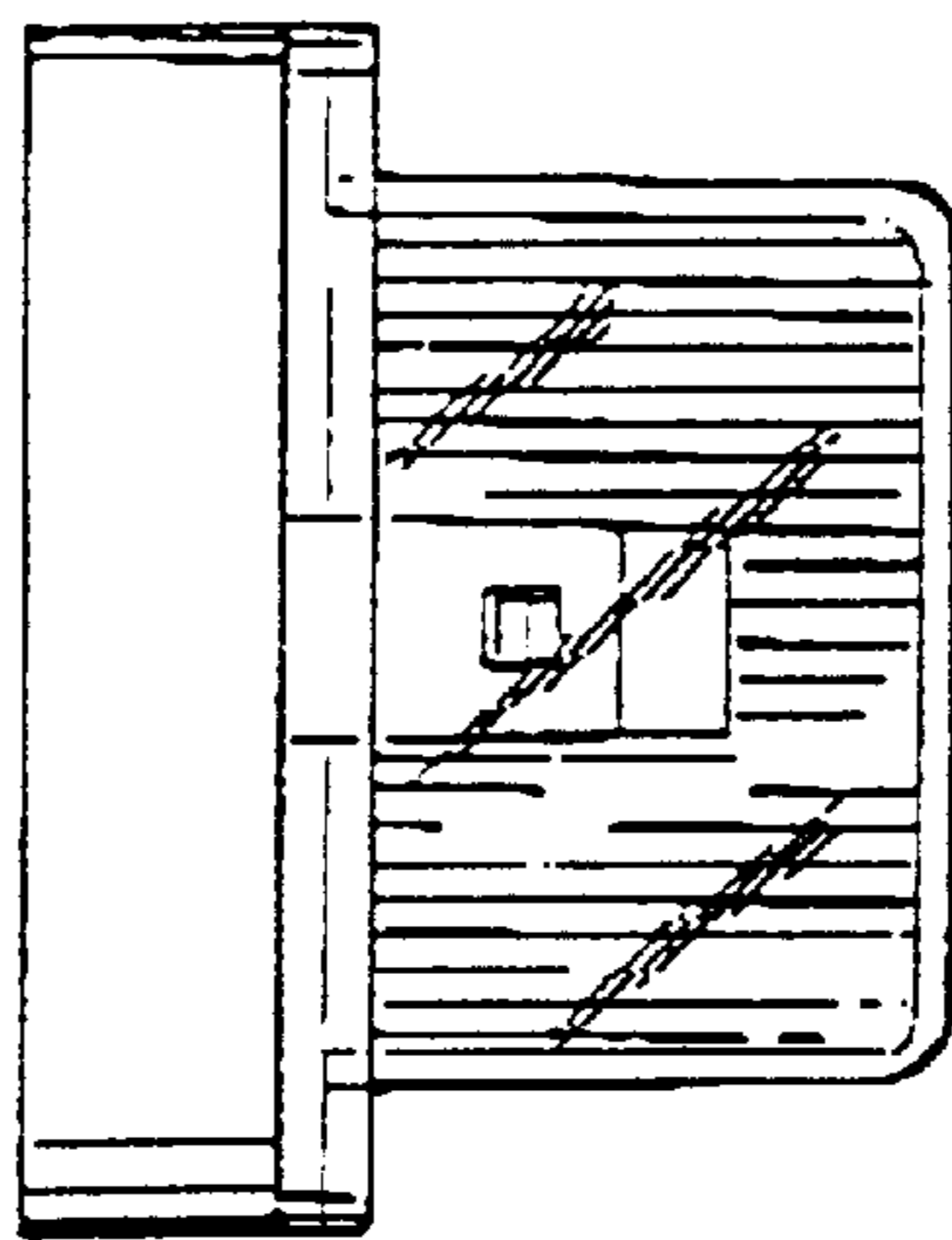


FIG. 5




FIG. 6

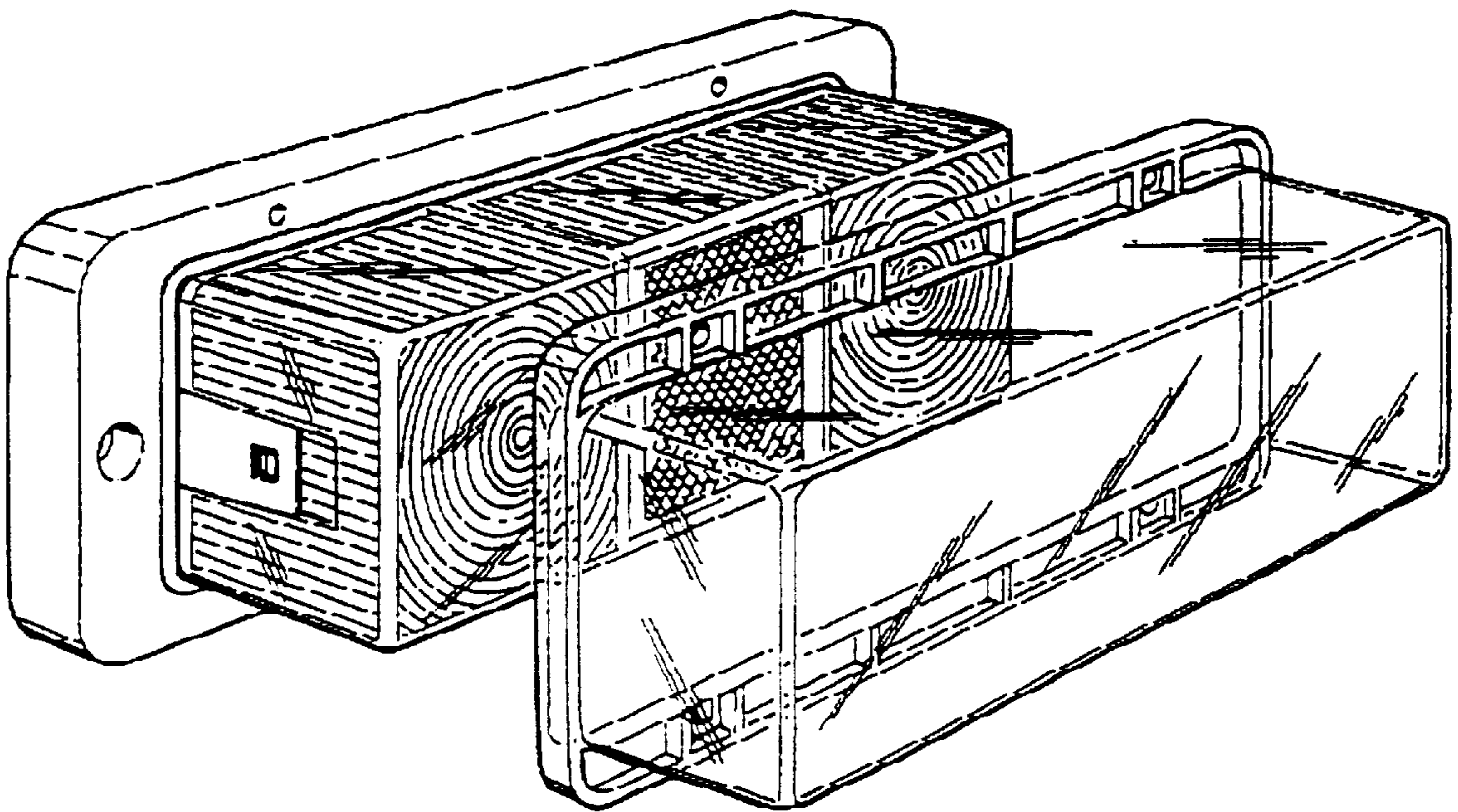


FIG. 7