



US00D407167S

United States Patent [19]

[11] **Patent Number: Des. 407,167**

Sacco et al.

[45] **Date of Patent: **Mar. 23, 1999**

[54] **EXTERIOR SURFACE CONFIGURATION OF AN INTERIOR LIGHT FIXTURE FOR A MOTOR VEHICLE**

D. 358,674	5/1995	Kamsey	D26/28
D. 376,437	12/1996	Karlo et al.	D26/28
D. 382,659	8/1997	Kaloustian	D26/28
D. 393,729	4/1998	Tuttle	D26/28

[75] Inventors: **Bruno Sacco**, Sindelfingen; **Peter Pfeiffer**, Boeblingen; **Hans-Dieter Futschik**, Gechingen, all of Germany

Primary Examiner—Marcus A. Jackson
Attorney, Agent, or Firm—Evenson, McKeown, Edwards & Lenahan, PLLC

[73] Assignee: **Daimler-Benz Aktiengesellschaft**, Stuttgart, Germany

[57] CLAIM

[**] Term: **14 Years**

The ornamental design for a exterior surface configuration of an interior light fixture for a motor vehicle, as shown and described.

[21] Appl. No.: **81,977**

DESCRIPTION

[22] Filed: **Jan. 12, 1998**

FIG. 1 is a front view of an exterior surface configuration of an interior light fixture for a motor vehicle according to our novel design;

[30] Foreign Application Priority Data

Jul. 11, 1997 [DE] Germany M 97 06 342,8

FIG. 2 is a side view of an exterior surface configuration of an interior light fixture for a motor vehicle according to our novel design;

[51] **LOC (6) Cl.** **26-06**

[52] **U.S. Cl.** **D26/28**

FIG. 3 is an edge view from the top of an exterior surface configuration of an interior light fixture for a motor vehicle according to our novel design; and,

[58] **Field of Search** D26/28-36, 72, 226/80, 90; 362/61, 74, 362, 336, 364, 372, 404, 432

FIG. 4 is an edge view from the bottom of an exterior surface configuration of an interior light fixture for a motor vehicle according to our novel design.

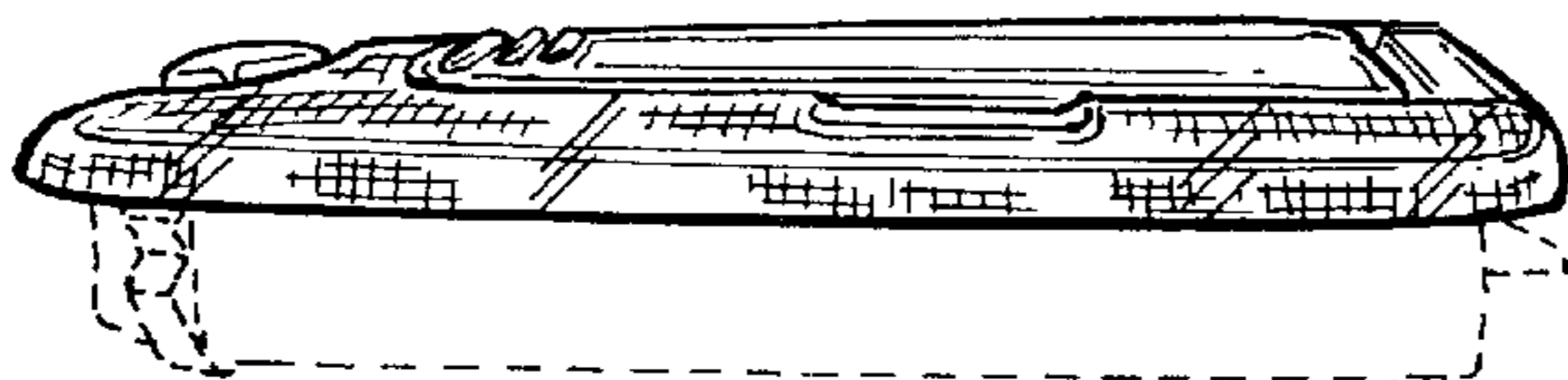
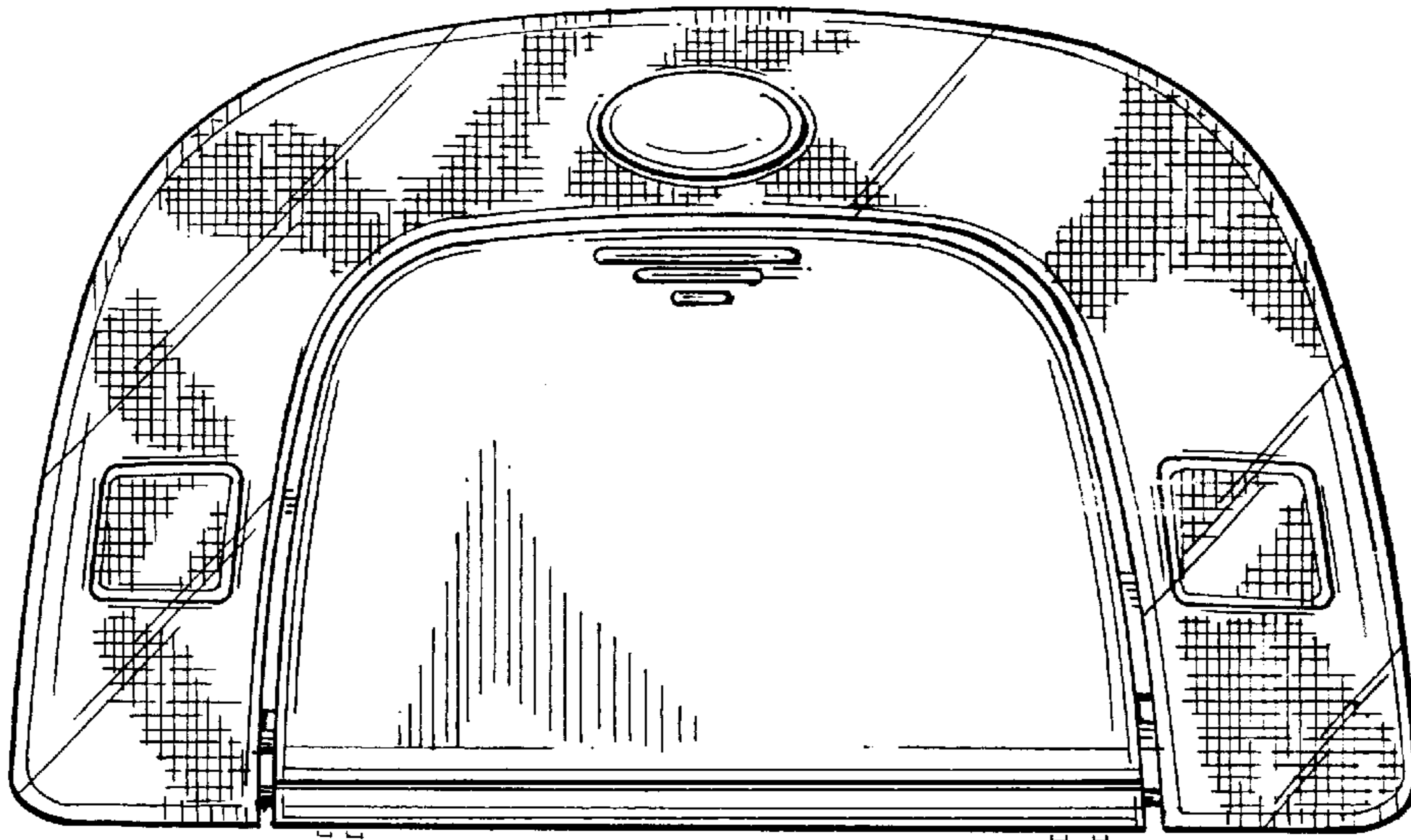
[56] References Cited

U.S. PATENT DOCUMENTS

D. 315,216	3/1991	Kelley et al.	D26/28
D. 324,111	2/1992	Arbisi	D26/28

The dash line showing depicts environment and is not part of the claimed design.

1 Claim, 1 Drawing Sheet



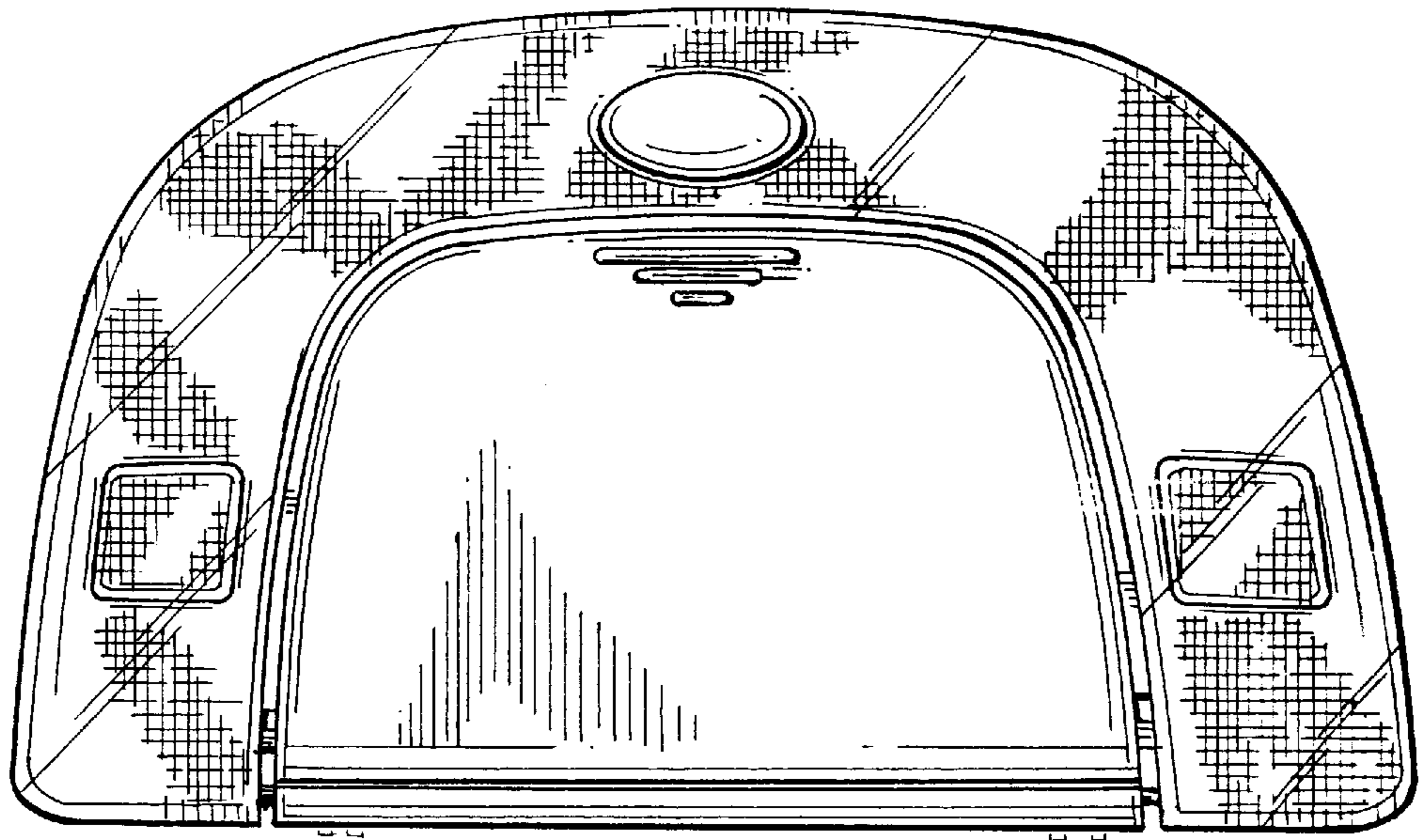


FIG. 1

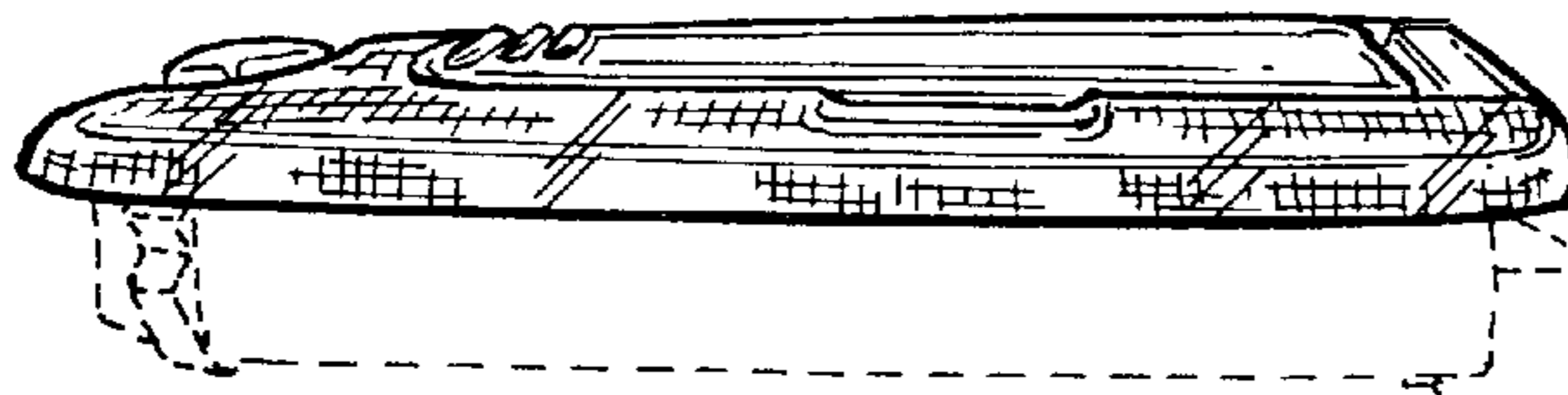


FIG. 2

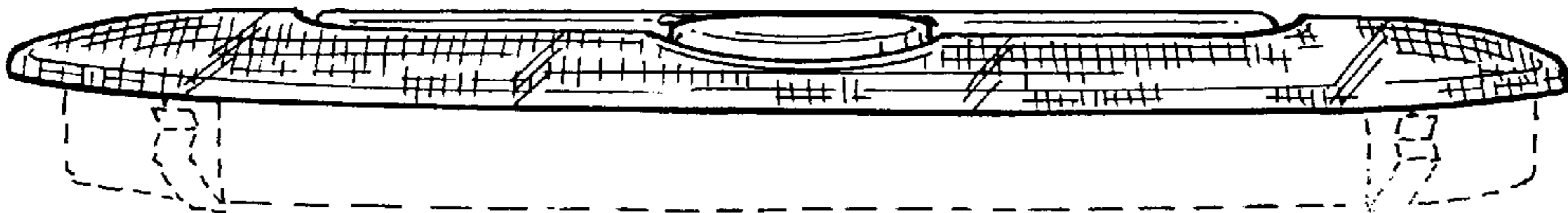


FIG. 3




FIG. 4