



US00D407148S

# United States Patent [19] Smith et al.

[11] Patent Number: Des. 407,148

[45] Date of Patent: \*\*Mar. 23, 1999

[54] TUB FOR BATHING

[75] Inventors: Iain M. Smith, Vernon, Canada; Mary J. Reid, Sheboygan, Wis.

[73] Assignee: Kohler Ltd./Kohler Ltee, Etobicoke, Canada

[\*\*] Term: 14 Years

[21] Appl. No.: 91,331

[22] Filed: Jul. 28, 1998

### Related U.S. Application Data

[62] Division of Ser. No. 64,958, Jan. 15, 1997, Pat. No. Des. 399,305.

[51] LOC (6) Cl. .... 23-02

[52] U.S. Cl. .... D23/277

[58] Field of Search ..... D23/277-280.4;  
D24/201-205; 4/546, 548, 551, 552, 554,  
559, 570, 574.1, 541.3-541.5, 575.1, 577.1,  
578.1, 584, 589, 590

### [56] References Cited

#### U.S. PATENT DOCUMENTS

D. 318,323	7/1991	Stairs, Jr. ....	D23/277
D. 319,490	8/1991	Stairs, Jr. ....	D23/277
D. 331,452	12/1992	Kohler, Jr. et al. ....	D23/281
D. 331,622	12/1992	Dannenberg ....	D23/277
D. 339,413	9/1993	Dowse et al. ....	D23/277
D. 368,133	3/1996	Reid et al. ....	D23/277
D. 393,055	3/1998	Thomas ....	D23/277

#### OTHER PUBLICATIONS

Undated Hoesch ad showing a "Prestige" tub, admitted prior art.

1989 Cesame ad showing a "Delizia" tub.

Undated Hytec ad showing a model AC3466 tub, admitted prior art.

1988 Shires ad showing "Opus" bath.

Undated Hytec ad showing AC3260 tub, admitted prior art.

1987 Allia ad showing "Panorama" bath panel.

Primary Examiner—Doris Clark  
Assistant Examiner—Eric Watterson  
Attorney, Agent, or Firm—Quarles & Brady LLP

### [57] CLAIM

The ornamental design for a tub for bathing, as shown and described.

### DESCRIPTION

FIG. 1 is a right, top, front perspective view of a tub for bathing embodying our new design;

FIG. 2 is a top plan view thereof;

FIG. 3 is a front elevational view thereof, the rear elevational view being a mirror image of the front side shown;

FIG. 4 is a right side elevational view thereof;

FIG. 5 is a left side elevational view thereof;

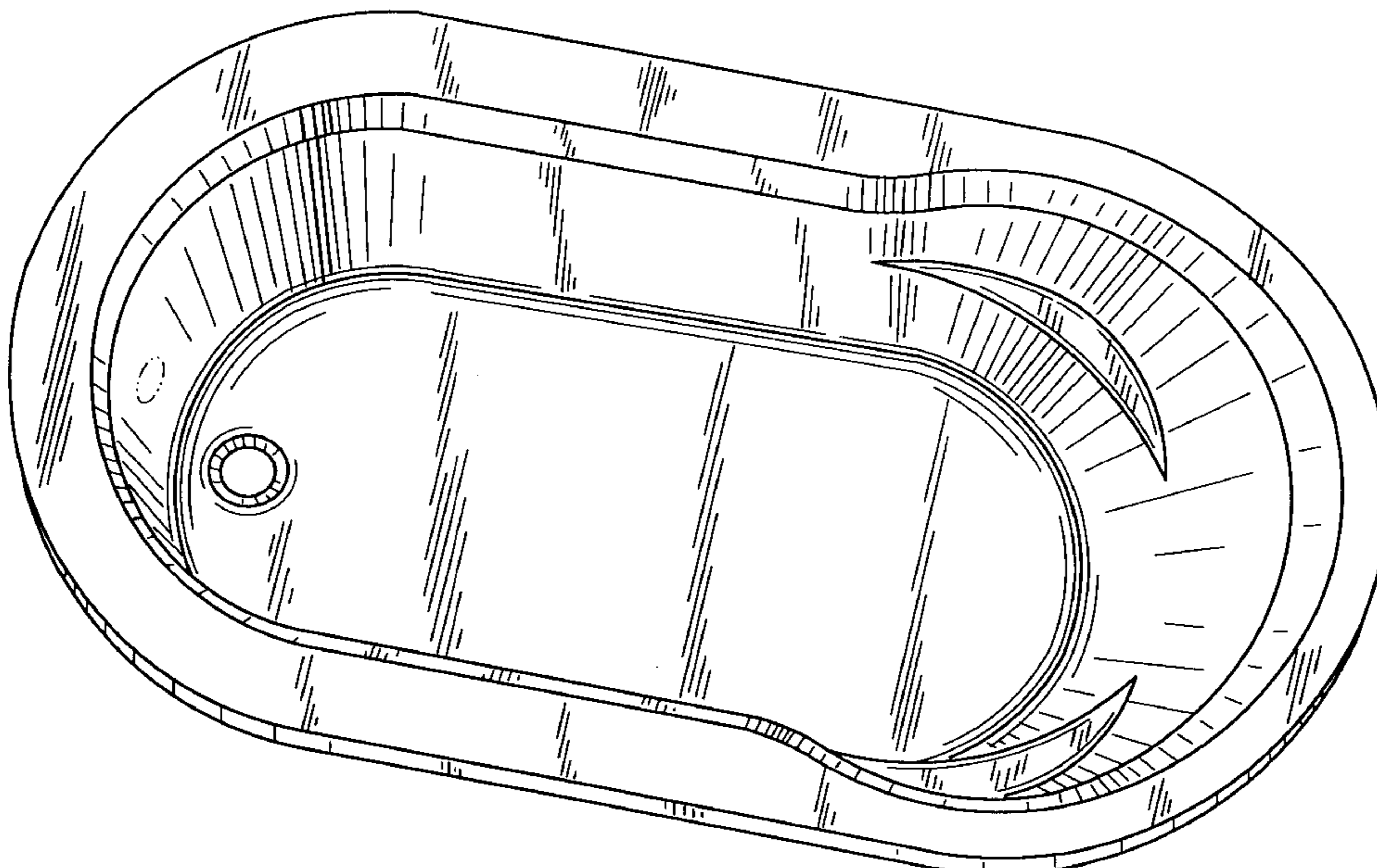
FIG. 6 is a cross-sectional view taken along line 6—6 of FIG. 2;

FIG. 7 is a cross-sectional view taken along line 7—7 of FIG. 2; and,

FIG. 8 is a cross-sectional view taken along line 8—8 of FIG. 2.

The broken line representation of a hole in FIGS. 1, 2, 5, and 7 is for the purpose of illustration only, and forms no part of the claimed design.

1 Claim, 4 Drawing Sheets



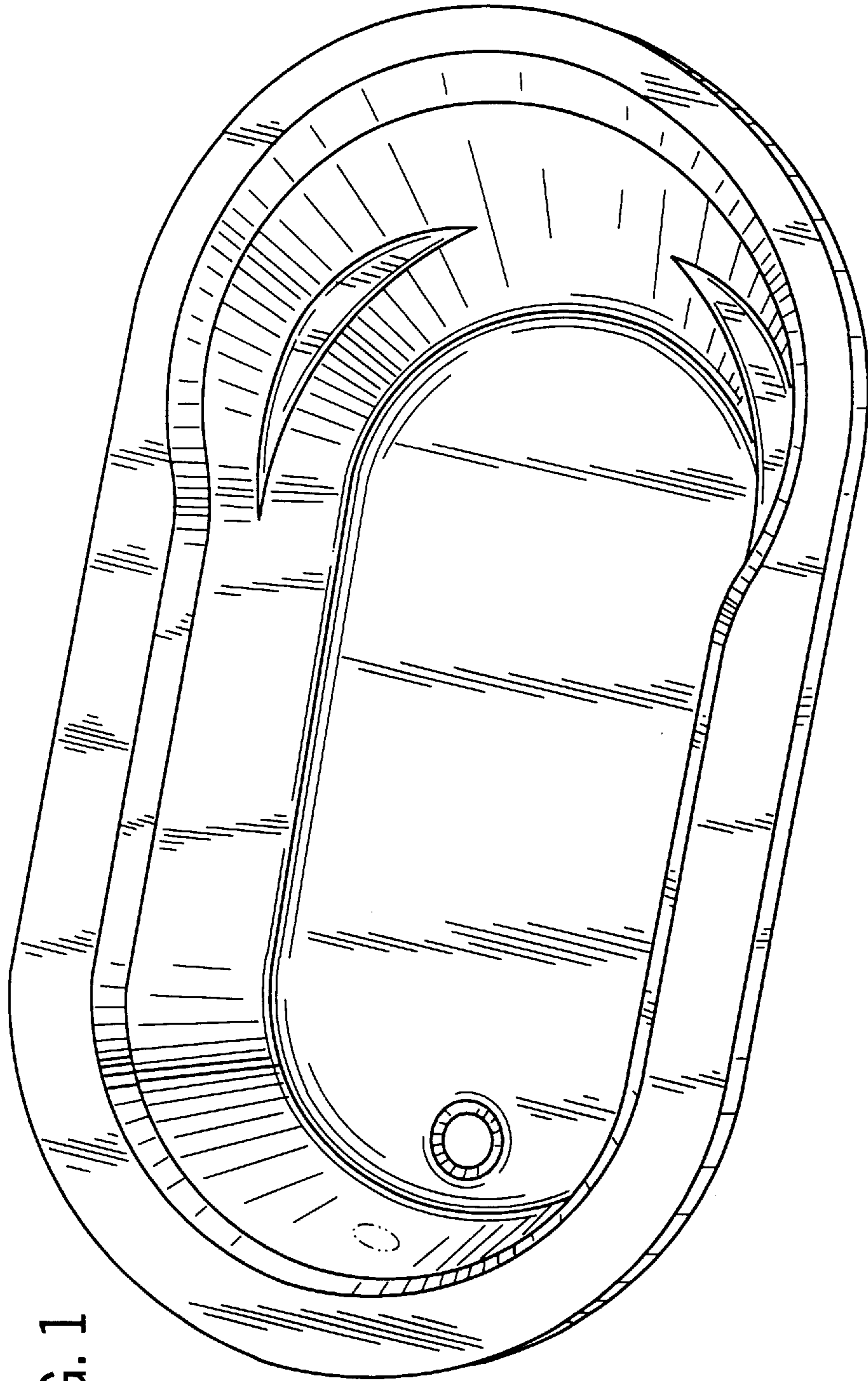


FIG. 1

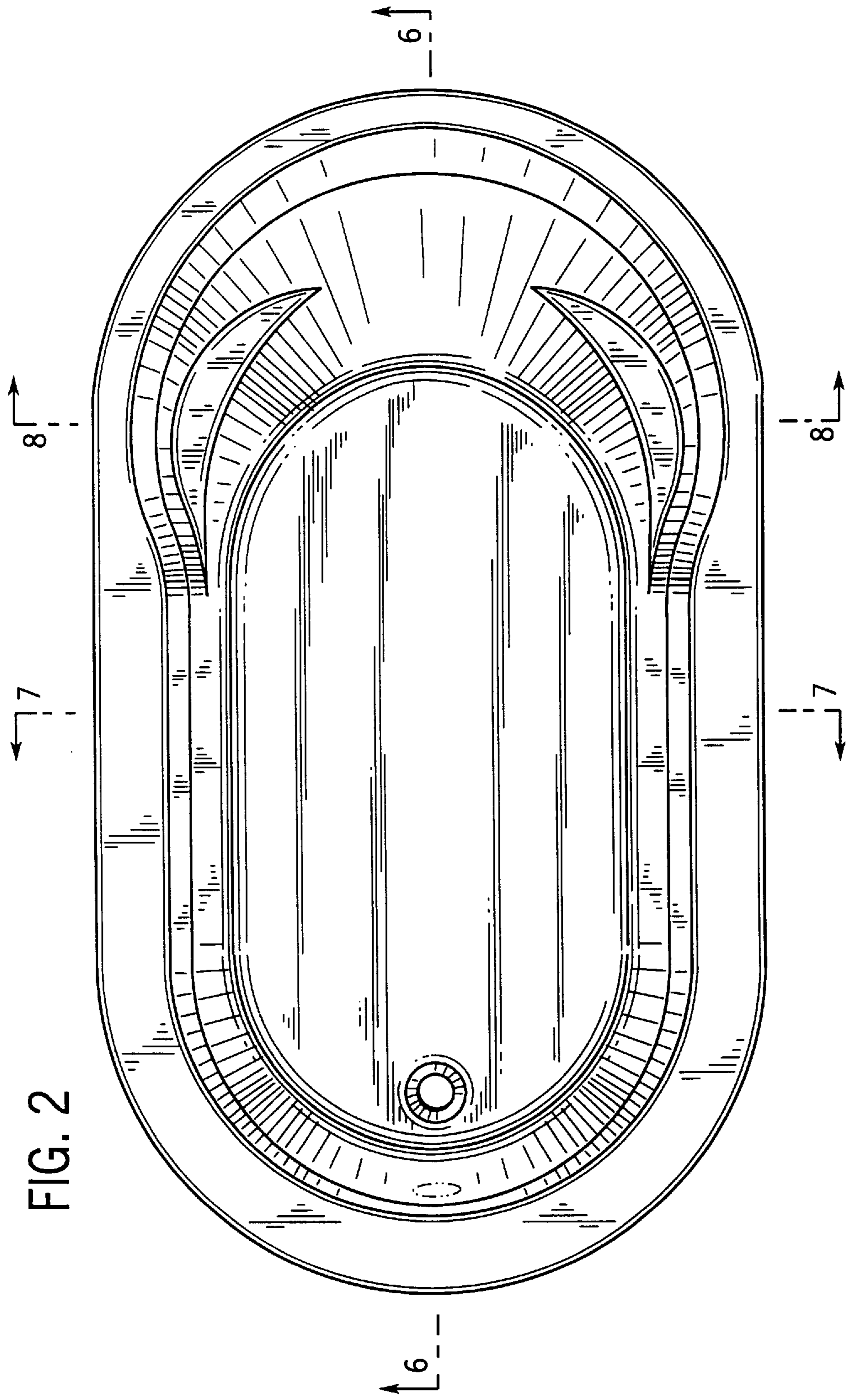


FIG. 2



FIG. 3




FIG. 4

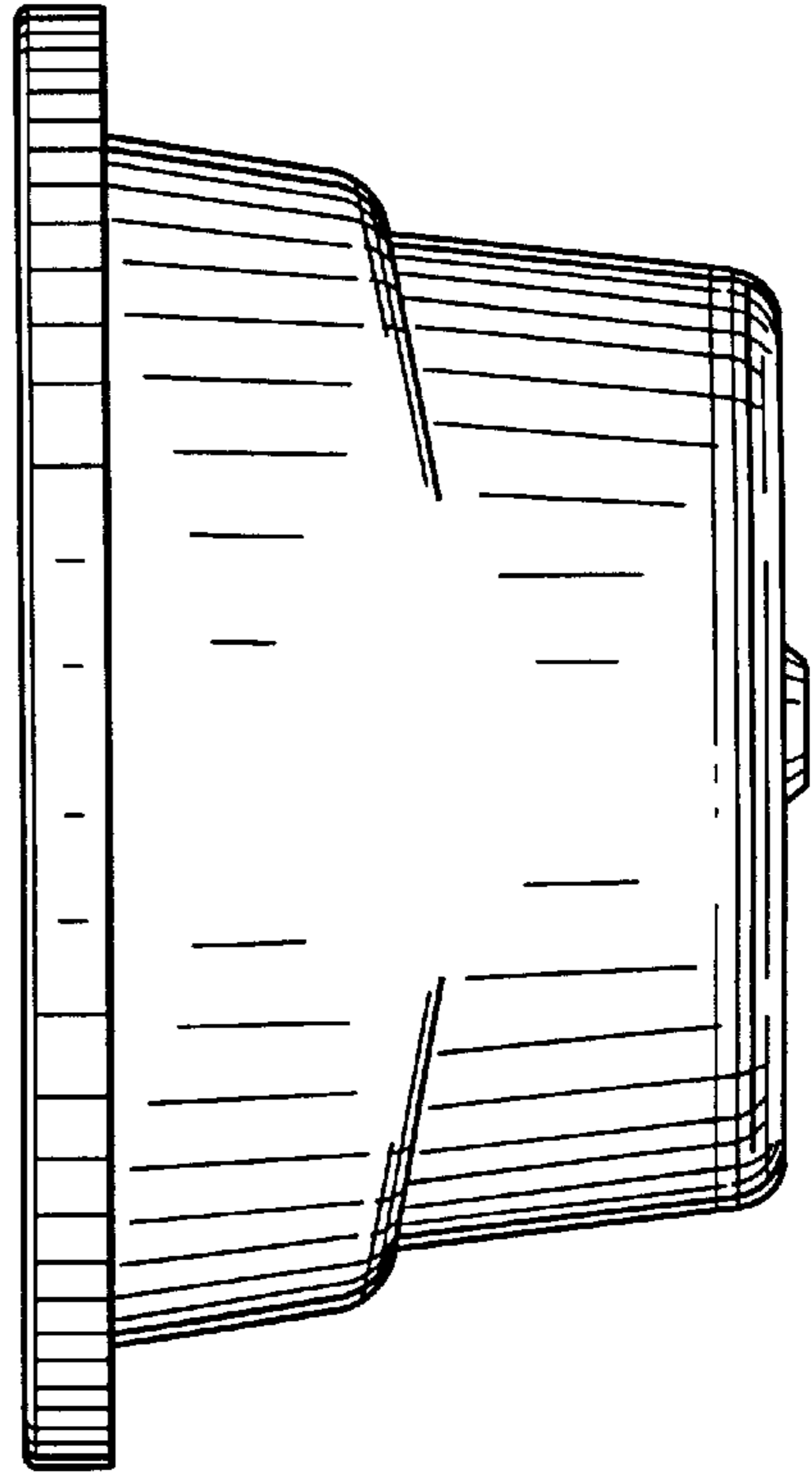


FIG. 5

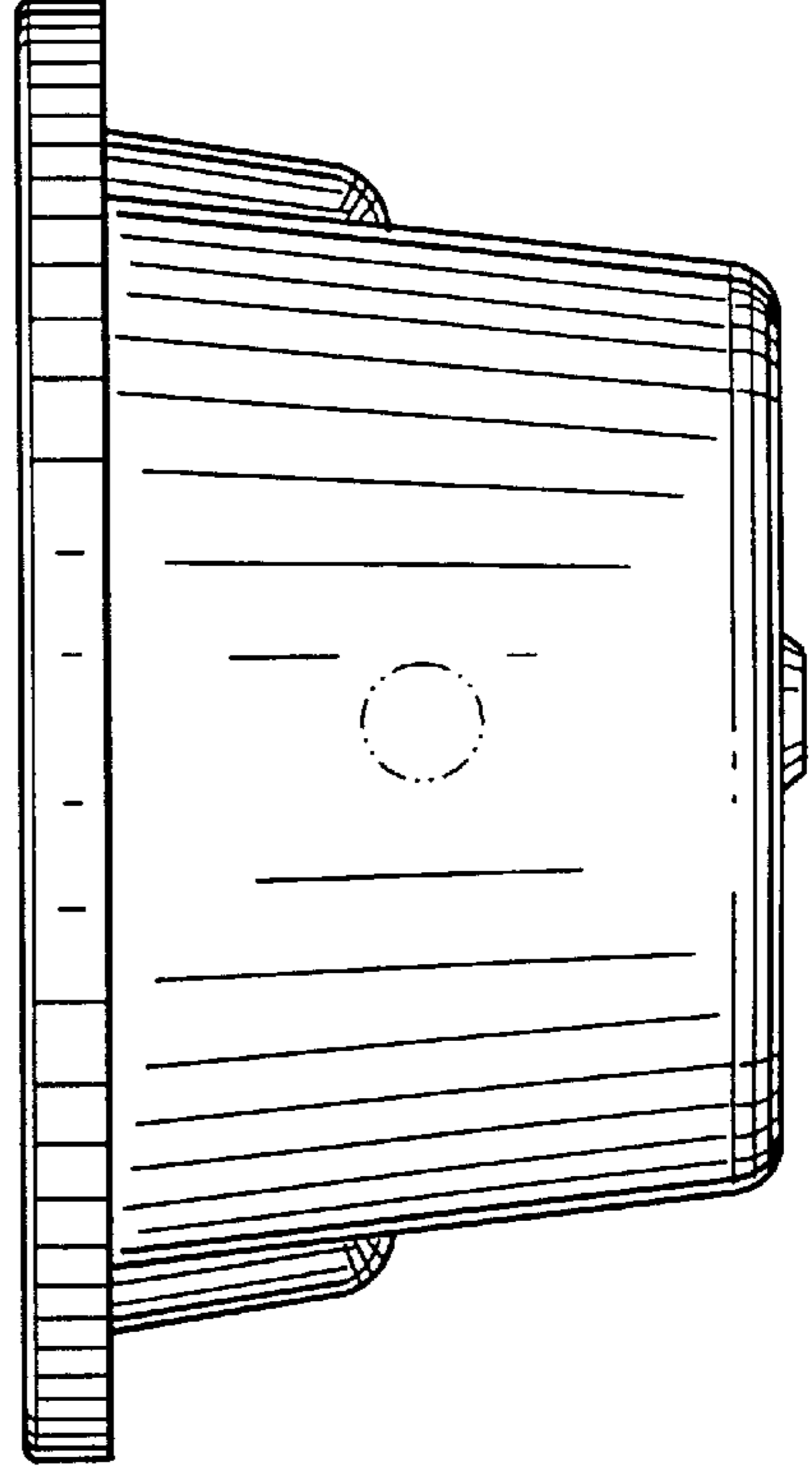


FIG. 6

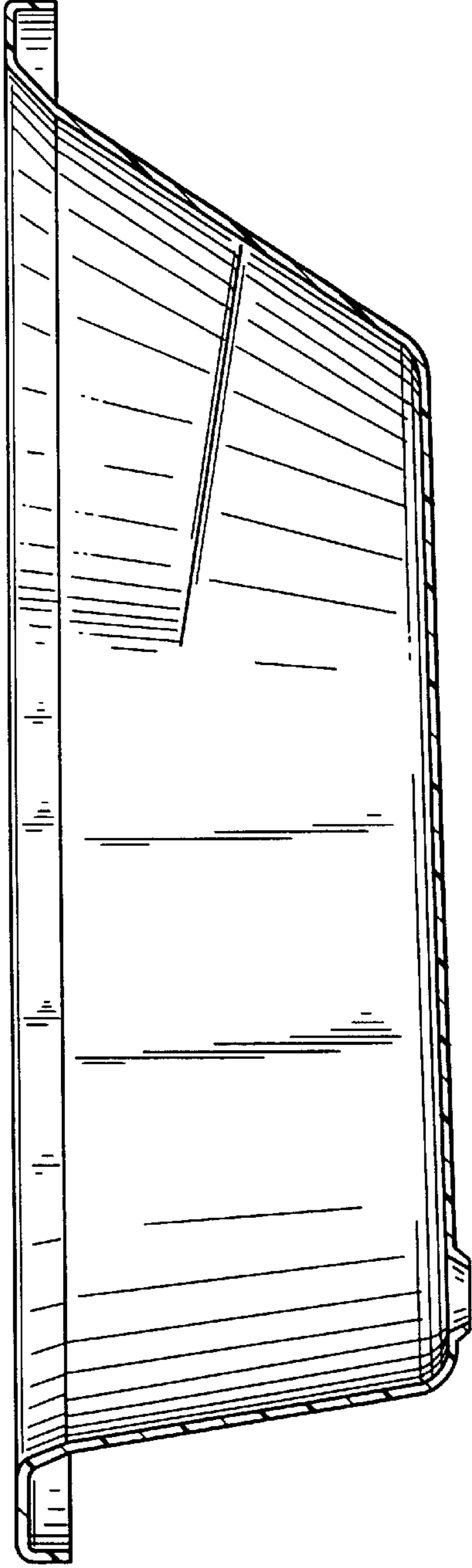


FIG. 8




FIG. 7

