

US00D407128S

# United States Patent [19]

Ryu et al.

[11] **Patent Number: Des. 407,128**

[45] **Date of Patent: \*\*Mar. 23, 1999**

[54] **RACQUET**

5,462,274 10/1995 Takatsuka ..... 473/537  
5,507,486 4/1996 Miyamoto ..... 473/535

[75] Inventors: **Suk-Ho Ryu; Kil-Yoon Choi**, both of Seoul, Rep. of Korea

[73] Assignee: **Wavex Corporation**, Ontario, Canada

[\*\*] Term: **14 Years**

[21] Appl. No.: **74,358**

[22] Filed: **Aug. 1, 1997**

[51] **LOC (6) Cl. .... 21-02**

[52] **U.S. Cl. .... D21/729**

[58] **Field of Search .... D21/729, 730;**  
473/524, 544, 545, 547, 535, 537

[56] **References Cited**

**U.S. PATENT DOCUMENTS**

- D. 24,641 8/1895 Boller ..... D21/729
- D. 315,585 3/1991 Kuebler ..... D21/730
- D. 351,205 10/1994 Stennett ..... D21/730

*Primary Examiner*—Ted Shooman  
*Assistant Examiner*—Mitchell I. Siegel  
*Attorney, Agent, or Firm*—Maria Parrish Tungol; John A. Parrish

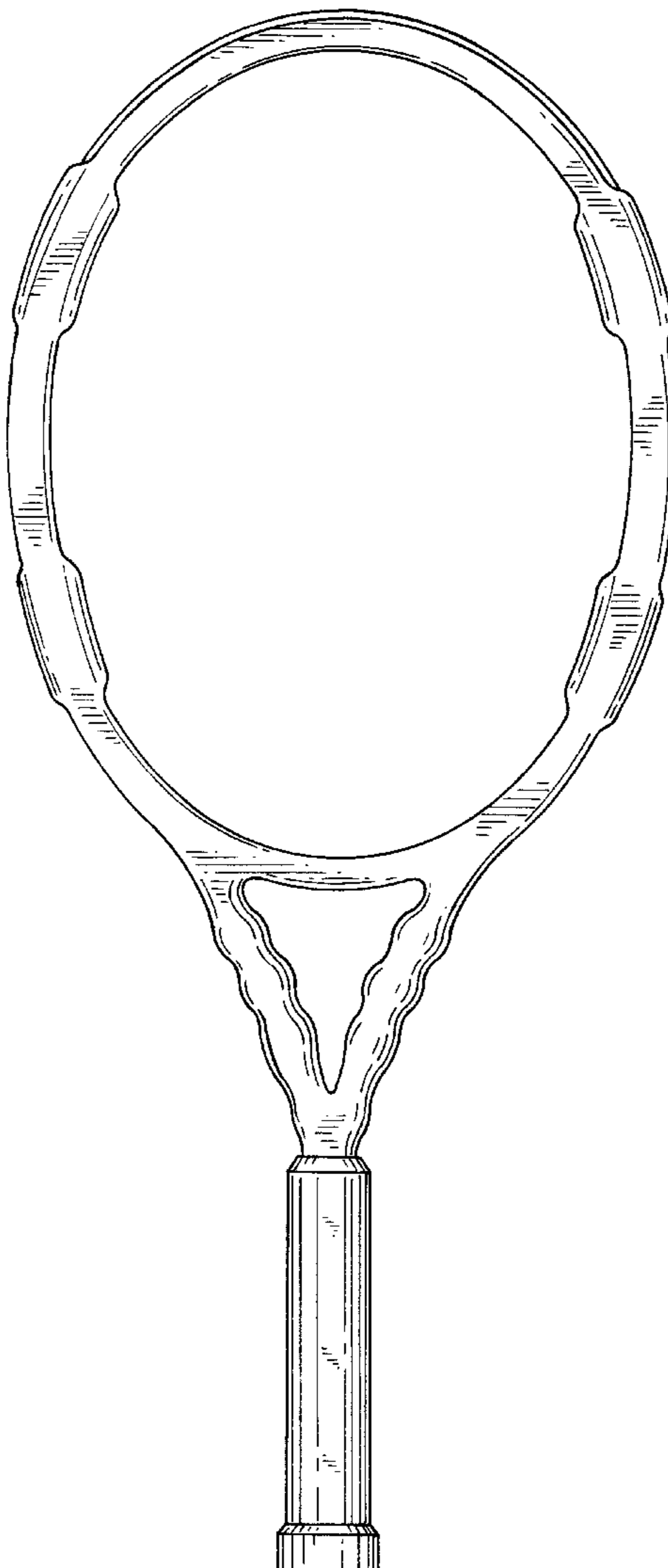
[57] **CLAIM**

The ornamental design for a racquet, as shown and described.

**DESCRIPTION**

FIG. 1 is a perspective view of a racquet showing my new design;  
FIG. 2 is a left side elevational view thereof, the undisclosed right side being identical;  
FIG. 3 is a bottom plan view thereof;  
FIG. 4 is a top plan view thereof; and,  
FIG. 5 is a front elevational view thereof, the undisclosed rear being identical.

**1 Claim, 3 Drawing Sheets**



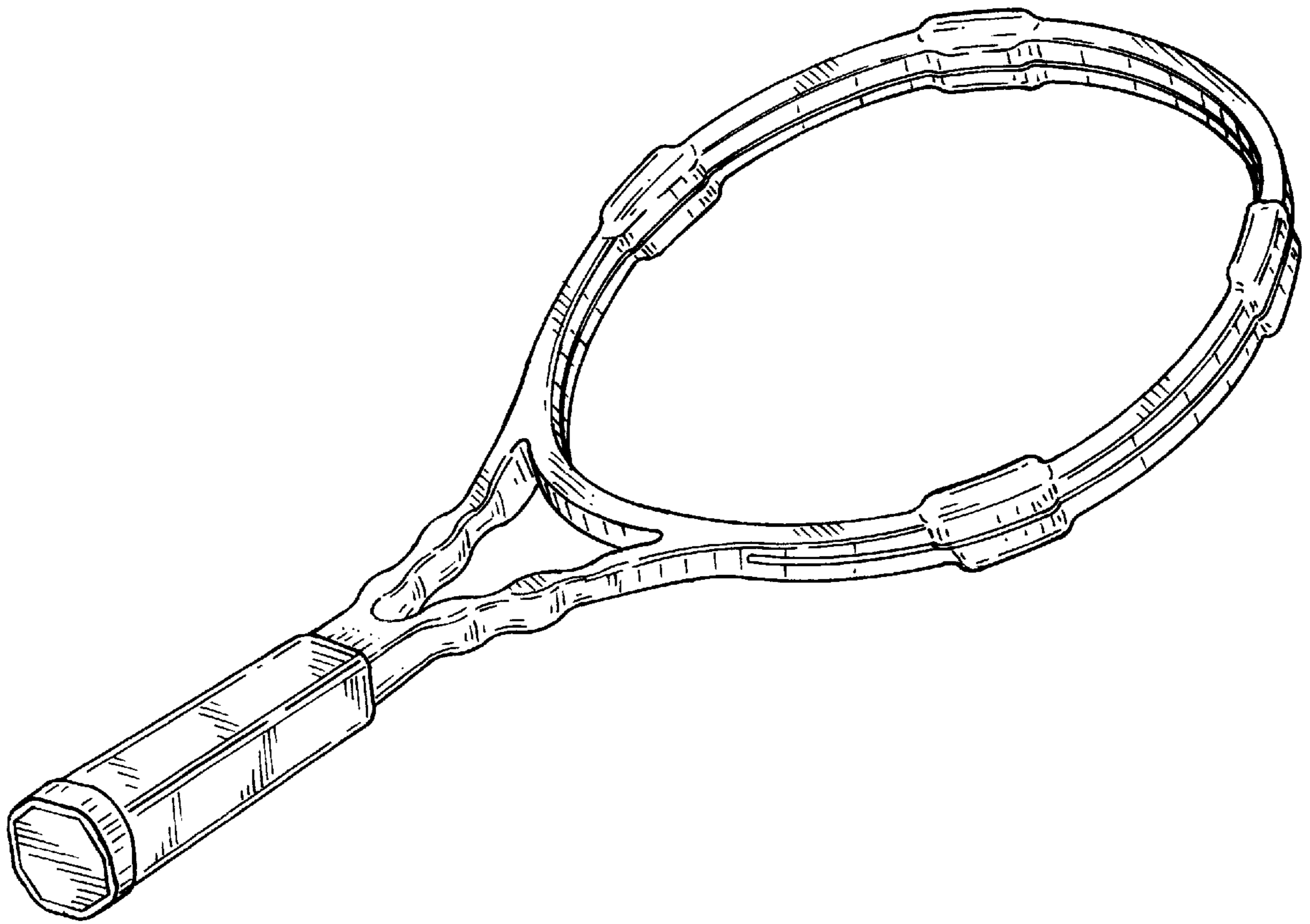


FIG. 1

FIG. 2

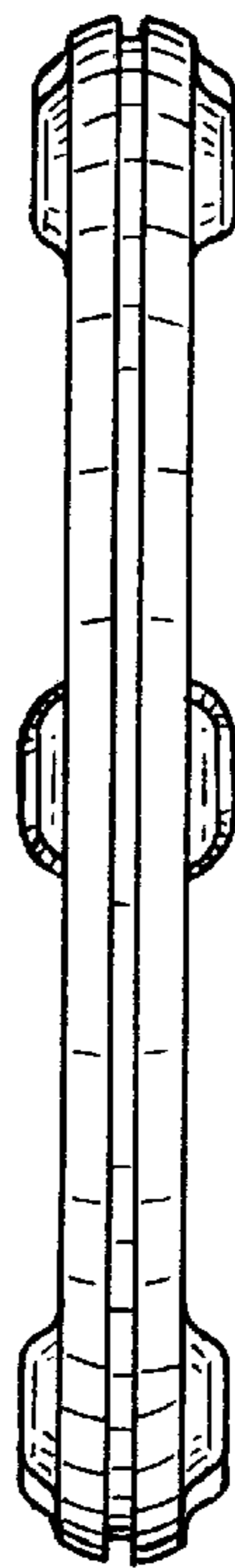
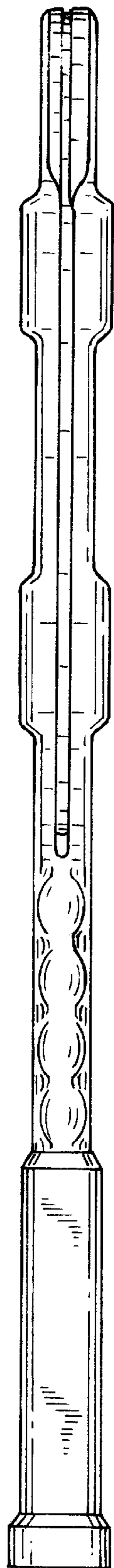


FIG. 4



FIG. 3

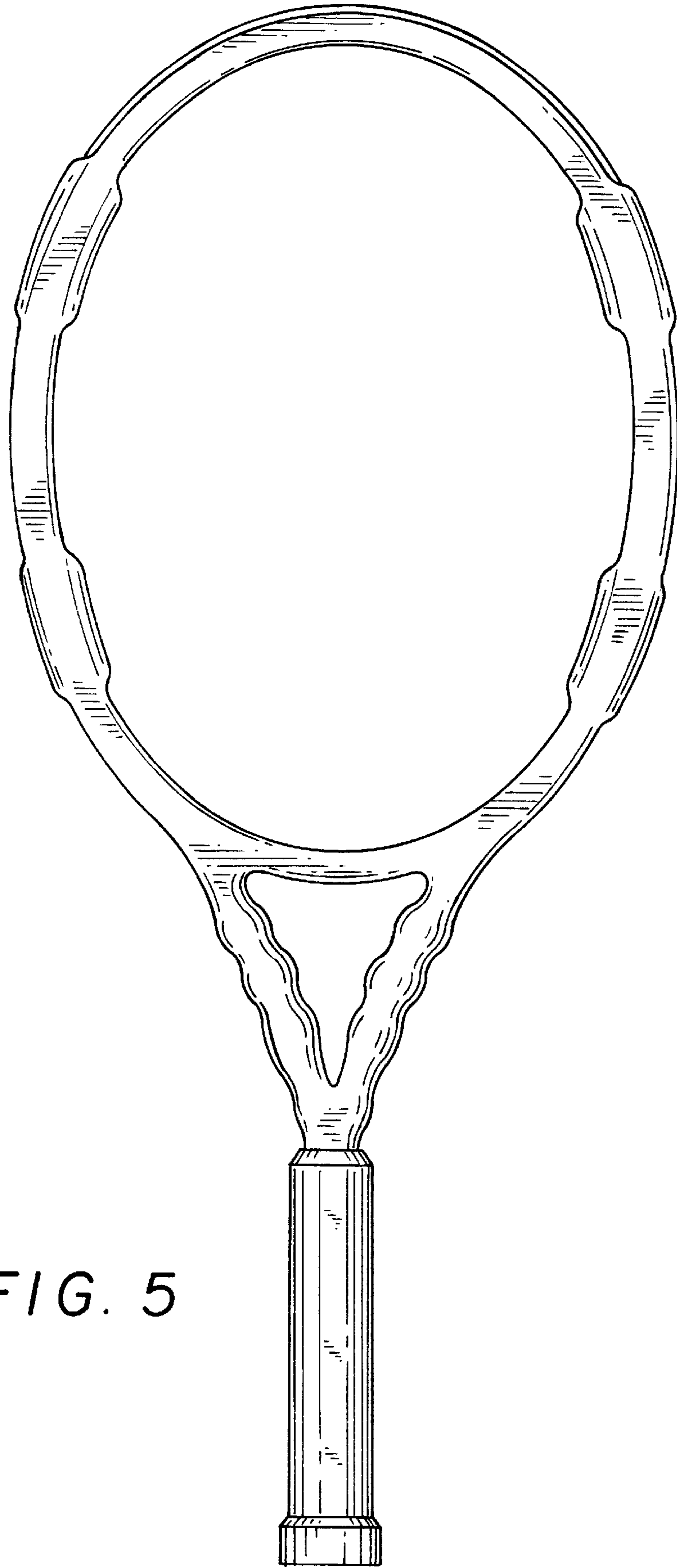


FIG. 5