



US00D407099S

United States Patent [19]
Wang

[11] **Patent Number: Des. 407,099**

[45] **Date of Patent: **Mar. 23, 1999**

[54] **EYEGLASSES**

5,438,706 8/1995 Lambur 2/449

[76] Inventor: **Lee Tzu-Feng Wang**, P.O. Box 90,
Tainan City, Taiwan

OTHER PUBLICATIONS

Accessories, p. 30, Dec. 1996.
Skiing, p. 193, Glasses #6, Sep. 1992.
Accessories, pp. 16-17 Glasses #L0409, Dec. 1986.

[**] Term: **14 Years**

Primary Examiner—Raphael Barkai

[21] Appl. No.: **82,285**

[22] Filed: **Jan. 20, 1998**

[57] **CLAIM**

[51] **LOC (6) Cl.** **16-06**

The ornamental design for eyeglasses, as shown and described.

[52] **U.S. Cl.** **D16/326; D16/335; D16/337**

[58] **Field of Search** D16/101, 300-330,
D16/335, 337; D29/109, 110; 351/41, 44,
51, 52, 108, 111; 2/446-449

DESCRIPTION


FIG. 1 is a perspective view of eyeglasses showing my design;
FIG. 2 is a front elevational view thereof;
FIG. 3 is a rear elevational view thereof;
FIG. 4 is a left side elevational view thereof;
FIG. 5 is a right side elevational view thereof;
FIG. 6 is a top plan view thereof; and,
FIG. 7 is a bottom plan view thereof.

[56] **References Cited**

U.S. PATENT DOCUMENTS

D. 314,392	2/1991	Feinbloom	D16/338
D. 322,265	12/1991	Desy	D16/324
D. 376,613	12/1996	Stefan et al.	D16/327
D. 380,003	6/1997	Wiedner	D16/337
D. 383,478	9/1997	Wilson	D16/326

1 Claim, 5 Drawing Sheets






FIG. 1




FIG. 2




FIG. 3

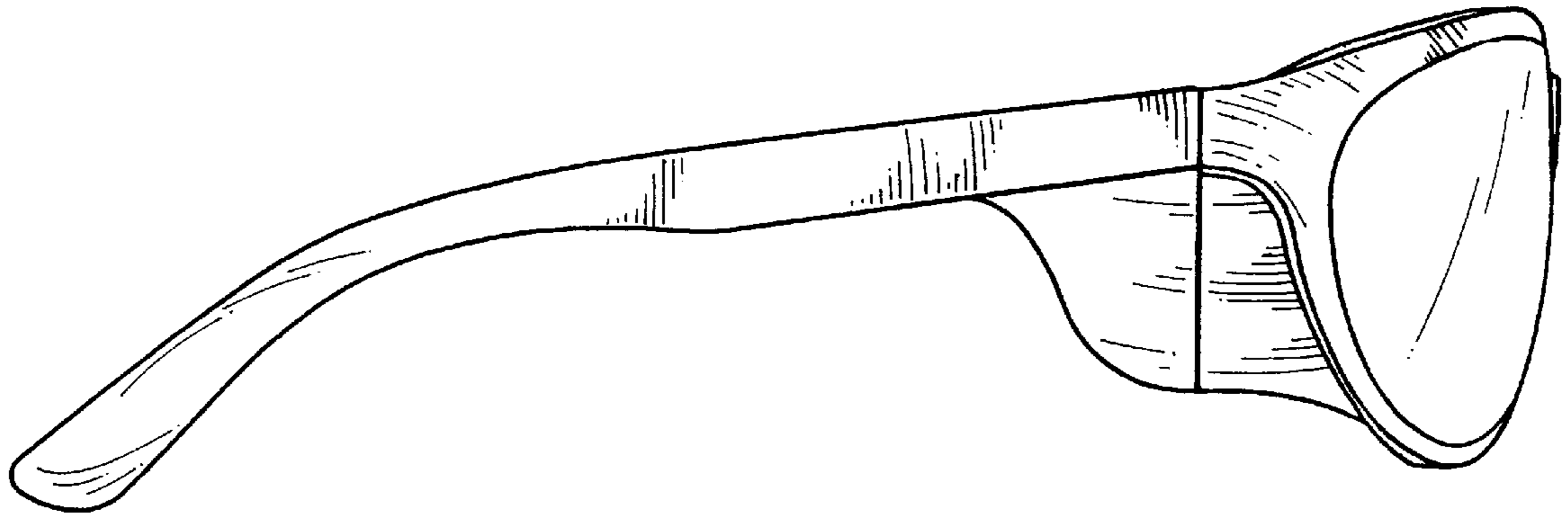


FIG. 4

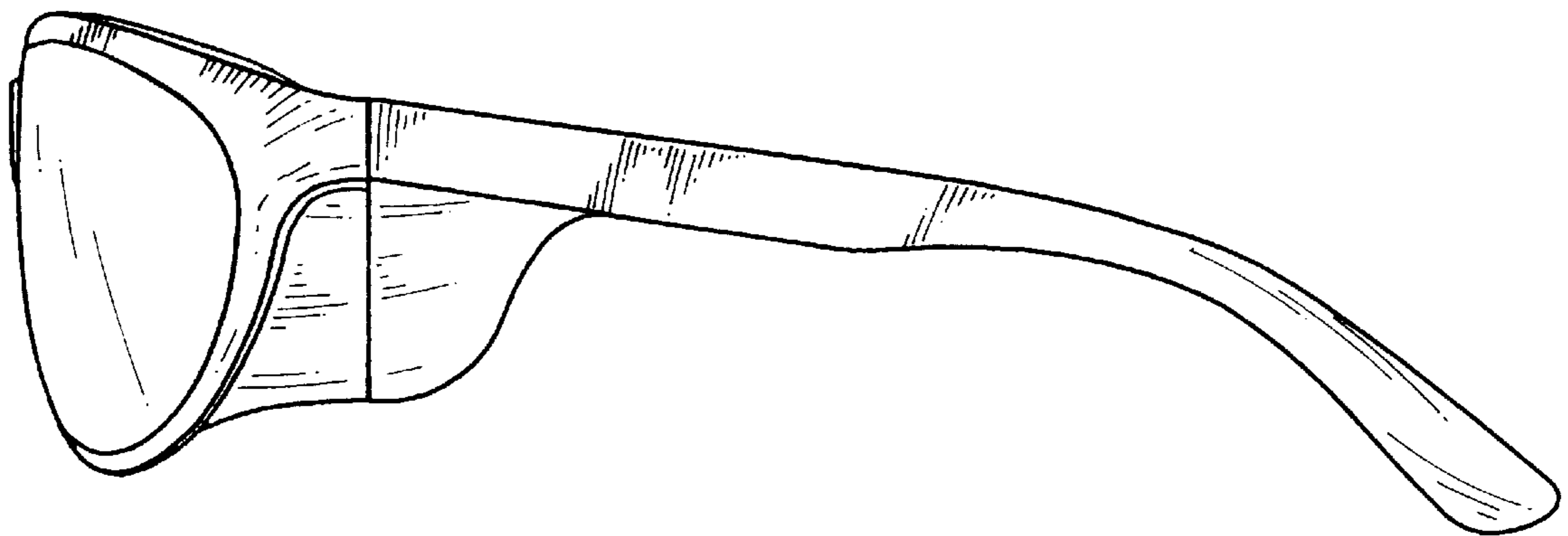


FIG. 5

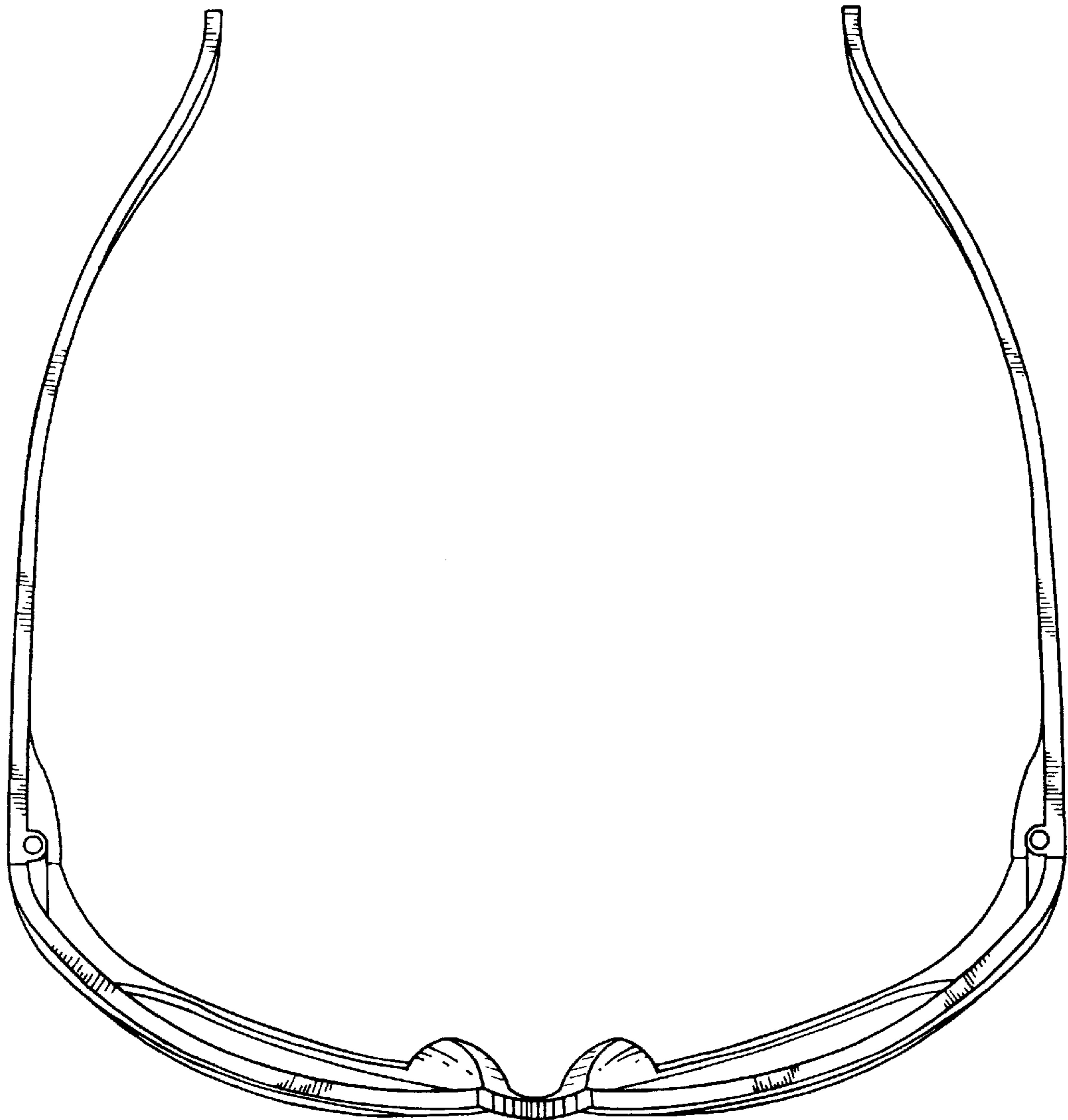


FIG. 6

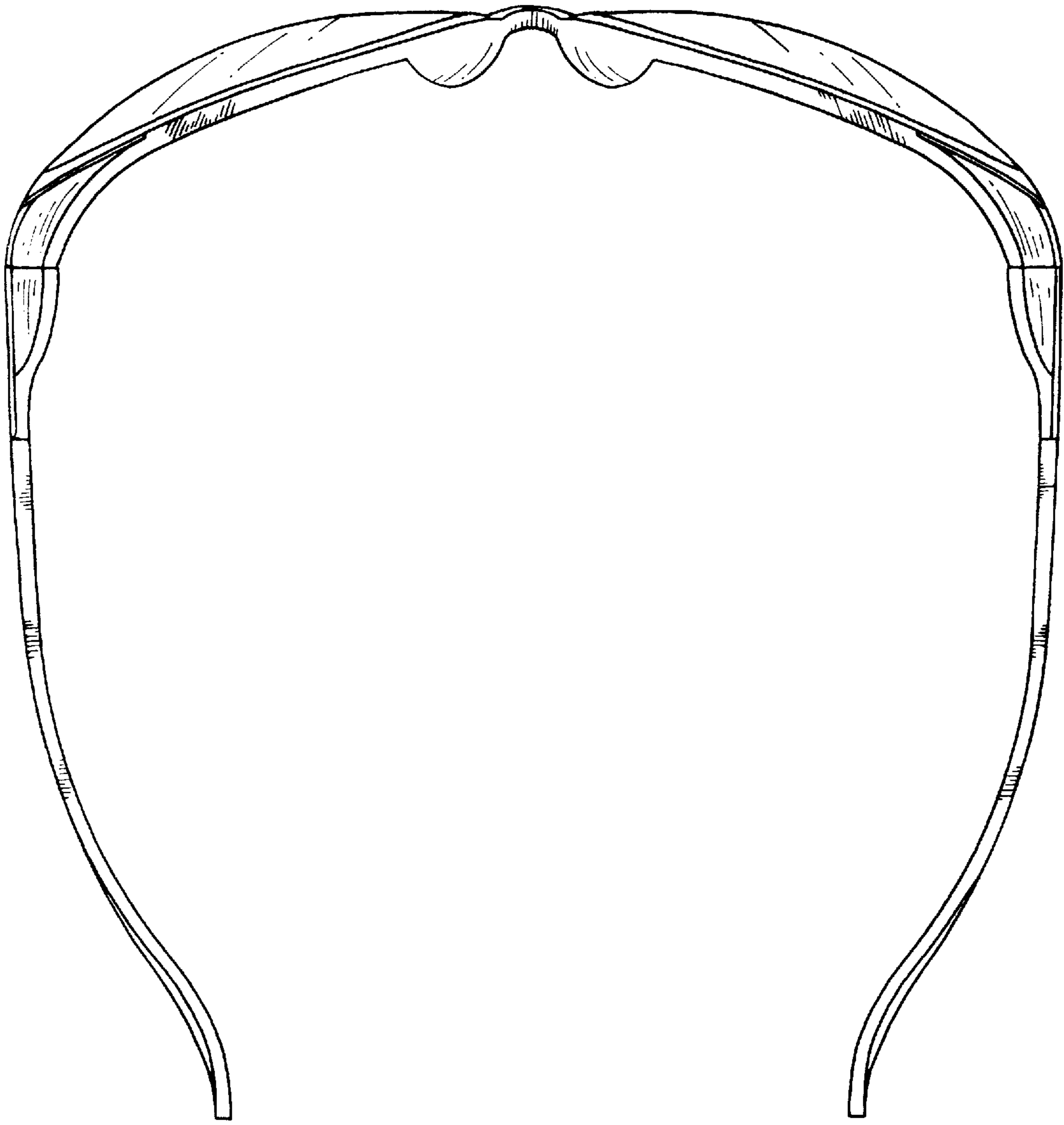


FIG. 7