



US00D407089S

United States Patent [19]

Norin

[11] **Patent Number: Des. 407,089**

[45] **Date of Patent: **Mar. 23, 1999**

[54] **TELEPHONE HEADSET**

4,118,606 10/1978 Larkin D14/223 X
5,446,788 8/1995 Lucey et al. D14/206 X

[76] Inventor: **Joakim Norin**, Alstaviksv. 11,
Stockholm S-11733, Sweden

Primary Examiner—Ted Shooman
Assistant Examiner—Nanda Bondade
Attorney, Agent, or Firm—Klein & Szekeres, LLP

[**] Term: **14 Years**

[21] Appl. No.: **87,694**

[57] **CLAIM**

[22] Filed: **May 7, 1998**

The ornamental design for a telephone headset, as shown and described.

[51] **LOC (6) Cl.** **14-01**

DESCRIPTION

[52] **U.S. Cl.** **D14/206**

[58] **Field of Search** D14/137, 138,
D14/140, 142, 147, 148, 205, 206, 223,
240; 181/129, 130; 379/430, 431, 433;
381/183, 187; 455/90, 347, 349, 550, 575

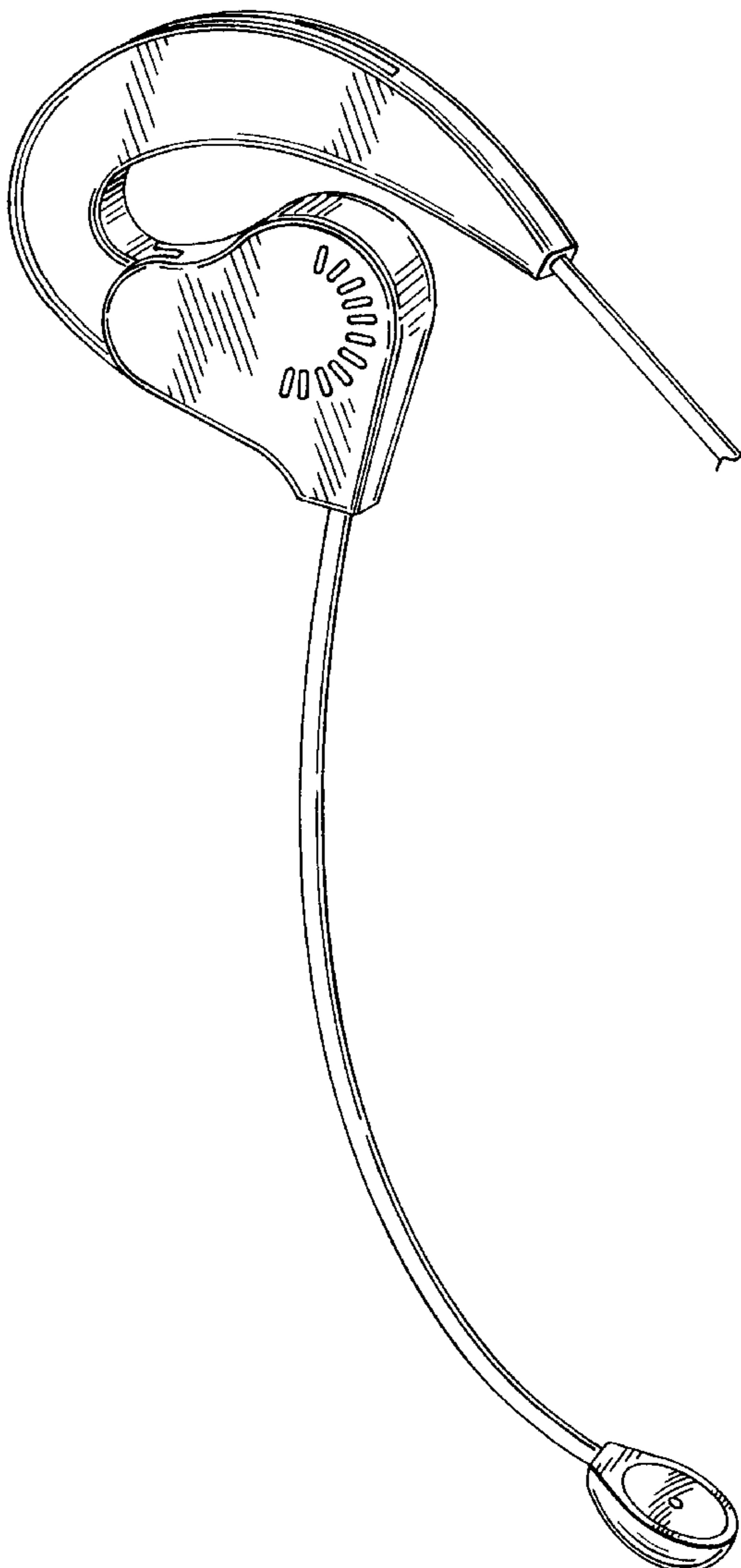
FIG. 1 is a perspective view of a telephone headset showing my new design;
FIG. 2 is a front view of the new design, the rear view being a mirror image of the front view;
FIG. 3 is a top view of the new design;
FIG. 4 is a bottom view of the new design;
FIG. 5 is a left side view of the new design; and,
FIG. 6 is a right side view of the new design.

[56] **References Cited**

U.S. PATENT DOCUMENTS

D. 366,486 1/1996 Runquist et al. D14/206
D. 371,133 6/1996 Andrea D14/206

1 Claim, 3 Drawing Sheets



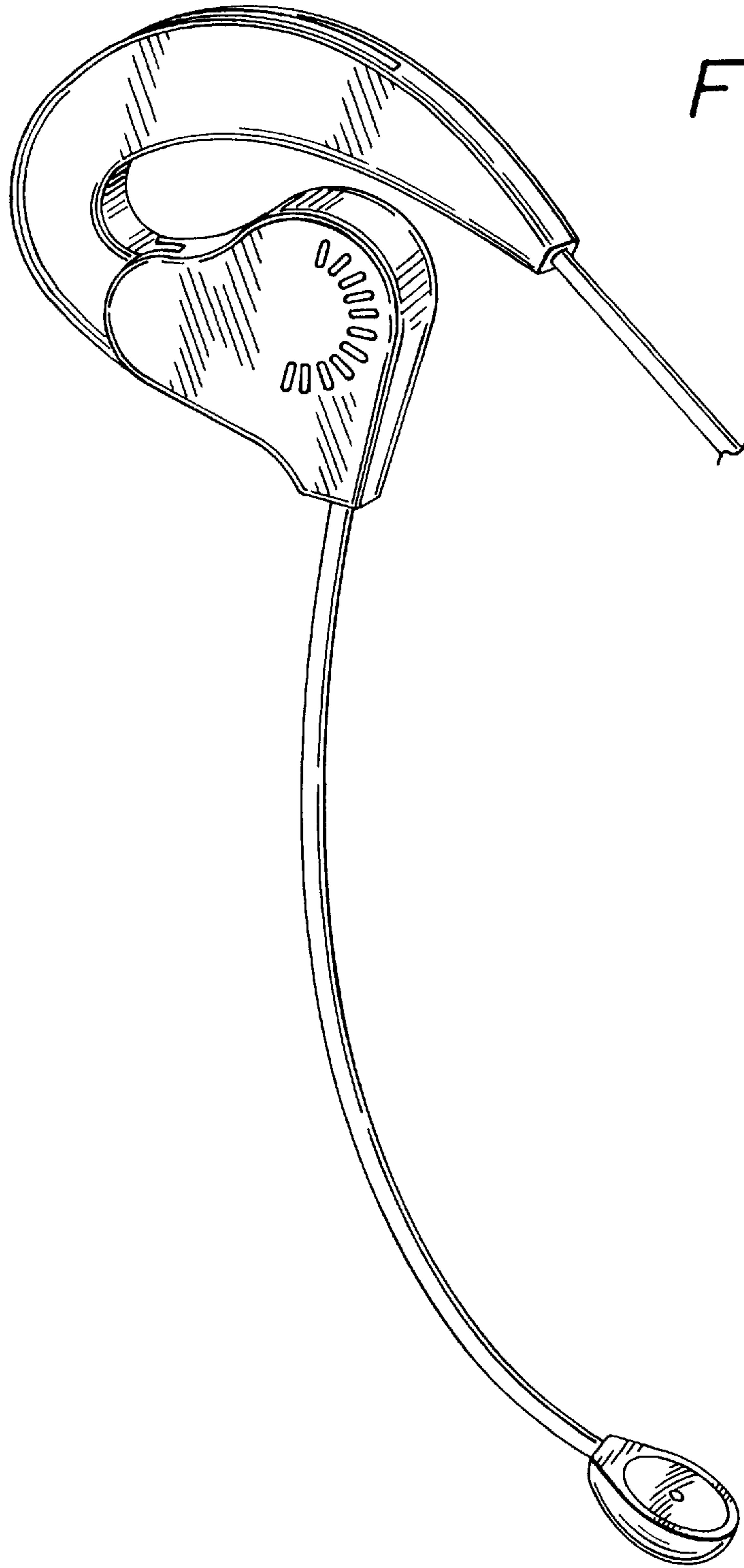


FIG. 1

FIG. 2

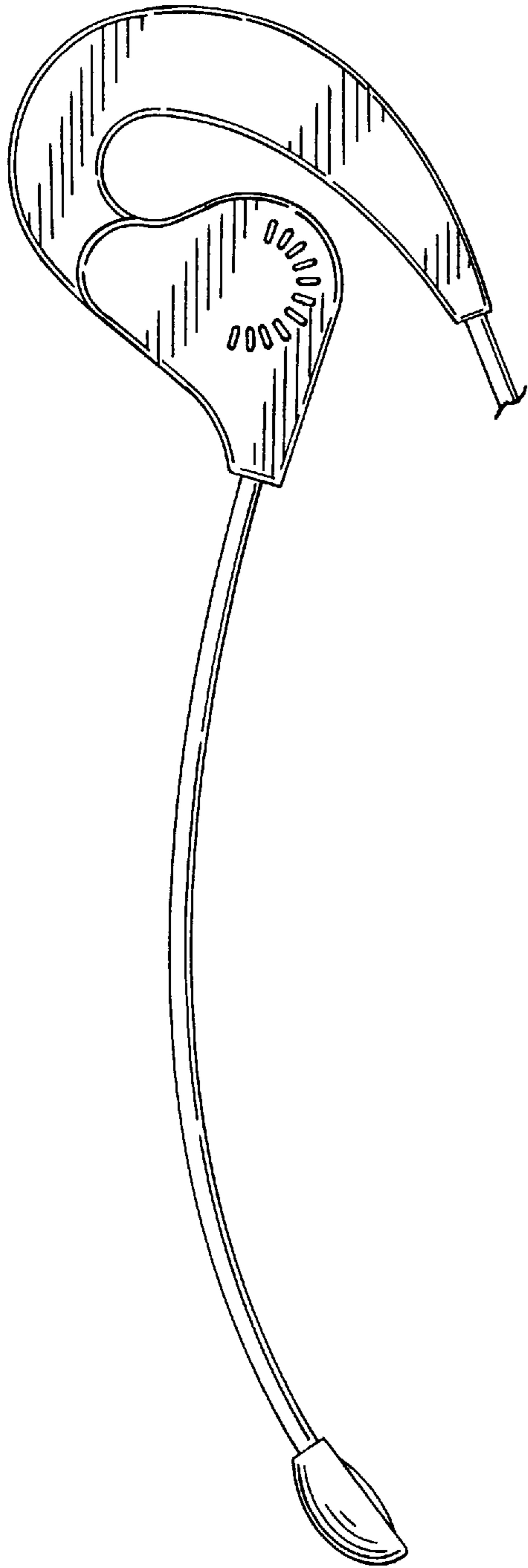


FIG. 3

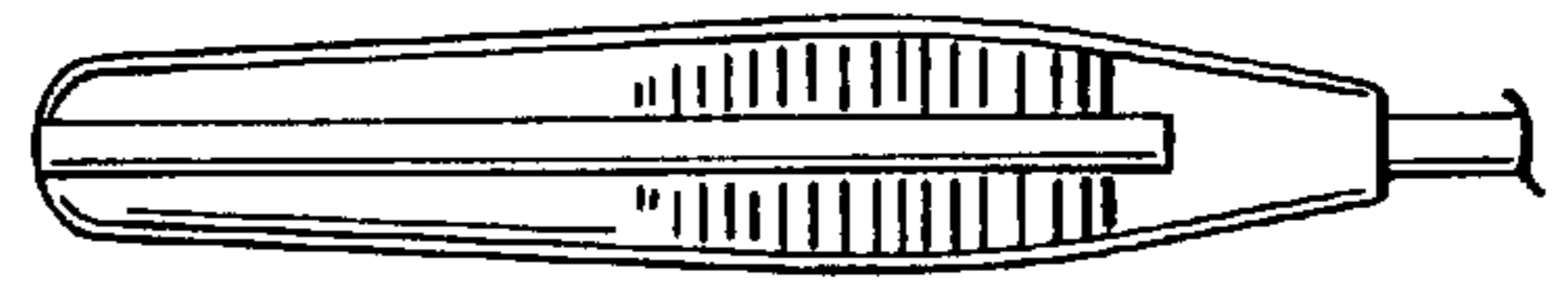


FIG. 4



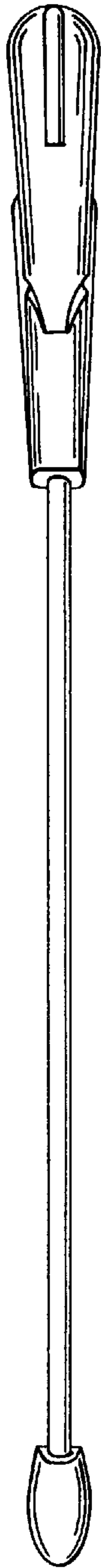


FIG. 5

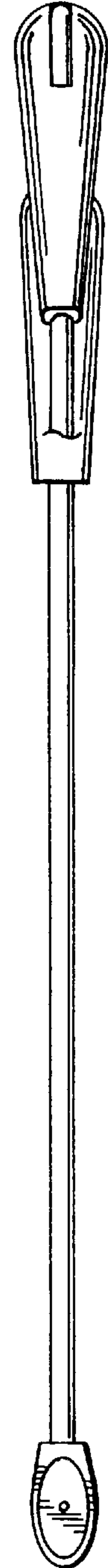


FIG. 6