



US00D407088S

**United States Patent** [19]  
**Mason**

[11] **Patent Number: Des. 407,088**

[45] **Date of Patent: \*\*Mar. 23, 1999**

[54] **REAR HOUSING PORTION OF A TELEPHONE HANDSET**

[75] Inventor: **Mark Robert Mason**, Hemel Hempstead, United Kingdom

[73] Assignee: **Nokia Mobile Phones Limited**, Espoo, Finland

[\*\*] Term: **14 Years**

[21] Appl. No.: **66,791**

[22] Filed: **Feb. 21, 1997**

[51] **LOC (6) Cl.** ..... **14-03**

[52] **U.S. Cl.** ..... **D14/138; D14/248**

[58] **Field of Search** ..... D14/140, 142, D14/137, 138, 147-151, 240, 248, 218, 217; 379/433, 434, 419, 420, 428, 440; 455/90, 550-575

[56] **References Cited**

**U.S. PATENT DOCUMENTS**

D. 347,220 5/1994 Katoh ..... D14/138

D. 361,996 9/1995 Roegner ..... D14/138  
D. 371,360 7/1996 Mahan et al. .... D14/147 X  
D. 382,873 8/1997 MacDonald, Jr. et al. .... D14/138  
D. 391,253 2/1998 Meyer ..... D14/138  
5,664,013 9/1997 Rossi ..... 379/428

*Primary Examiner*—Jeffrey Asch  
*Attorney, Agent, or Firm*—Perman & Green, LLP

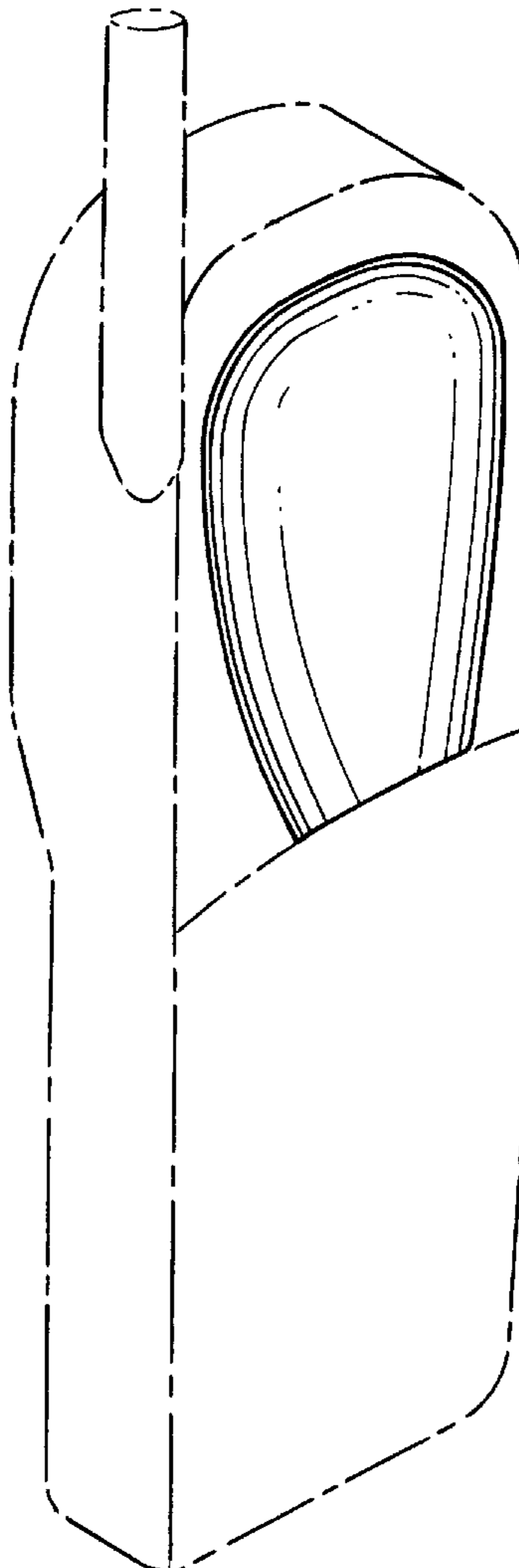
[57] **CLAIM**

The ornamental design of a rear housing portion of a telephone handset, as shown and described.

**DESCRIPTION**

FIG. 1 is a rear plan view showing my new design;  
FIG. 2 is a top, rear and left side perspective view thereof; and,  
FIG. 3 is a top, rear and right side perspective view thereof.  
The broken lines showing of the telephone handset is for illustrative purposes only and forms no part of the claimed design.

**1 Claim, 3 Drawing Sheets**



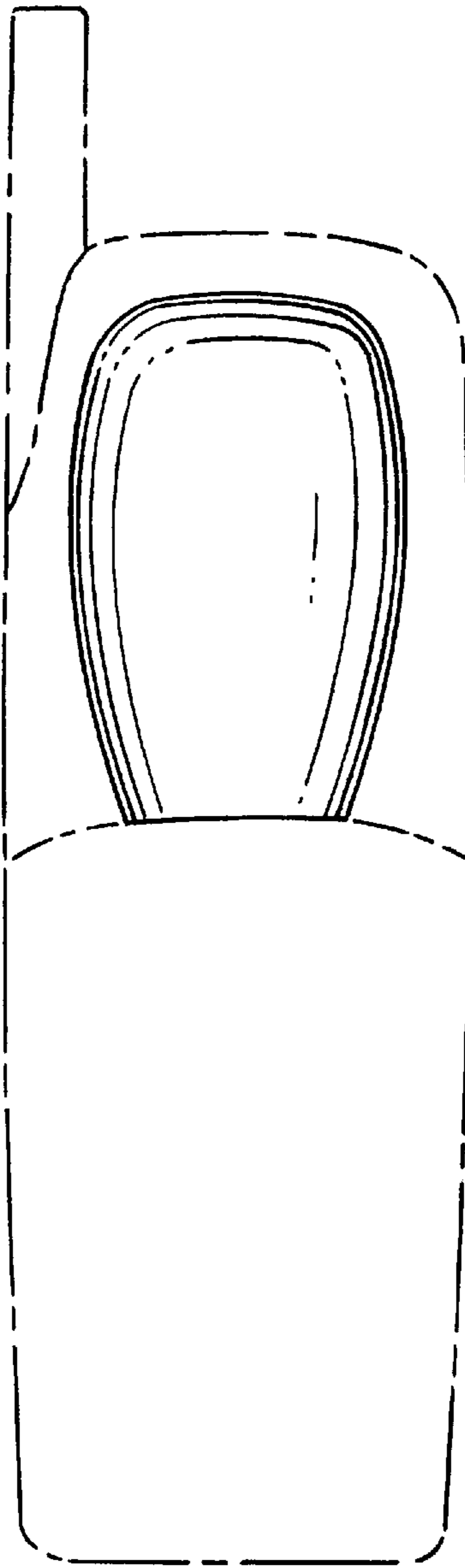


FIG. 1

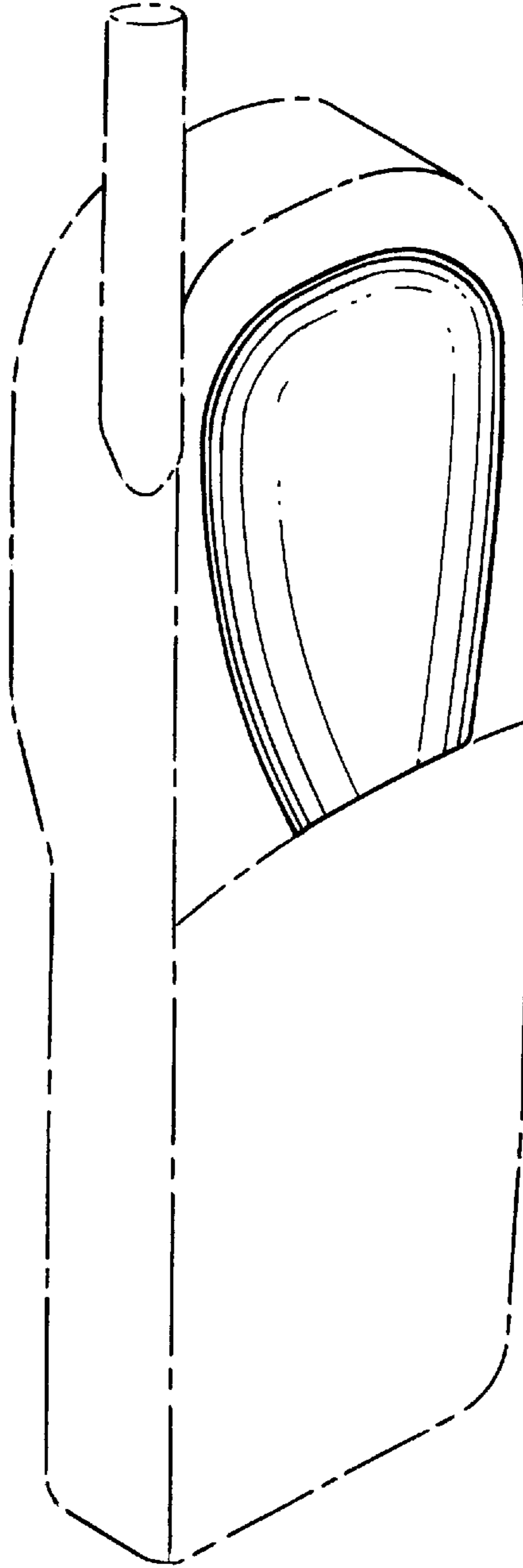


FIG. 2

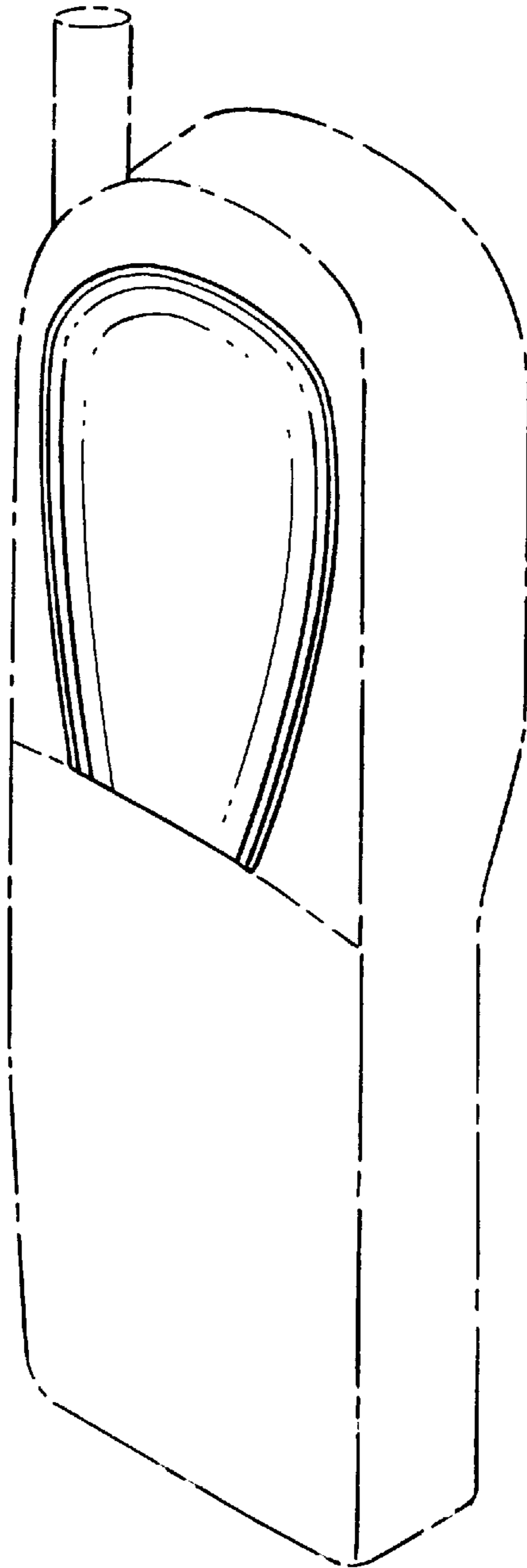


FIG. 3