



US00D407081S

# United States Patent [19] Renk

[11] **Patent Number: Des. 407,081**

[45] **Date of Patent: \*\*Mar. 23, 1999**

[54] **KEYBOARD**

D. 386,169 11/1997 Wang ..... D14/115  
4,324,976 4/1982 Lapeyre ..... 235/145 R

[75] Inventor: **Thomas Edward Renk**, Indianapolis, Ind.

*Primary Examiner*—Freda Nunn  
*Attorney, Agent, or Firm*—Woodard, Emhardt, Naughton, Moriarty & McNett

[73] Assignee: **Thomson Consumer Electronics, Inc.**, Indianapolis, Ind.

[\*\*] Term: **14 Years**

[57] **CLAIM**

The ornamental design for a keyboard, as shown and described.

[21] Appl. No.: **82,850**

[22] Filed: **Jan. 29, 1998**

**DESCRIPTION**

[51] **LOC (6) Cl.** ..... **14-02**

FIG. 1 is a front elevational view of a keyboard showing my new design;

[52] **U.S. Cl.** ..... **D14/115**

FIG. 2 is a rear elevational view thereof;

[58] **Field of Search** ..... D14/100, 101, D14/106, 115; D18/1, 7; 178/17 A, 17 C; 200/5 A, 5 R, 6 A, 6 R; 235/145 A, 145 R; 345/160, 167, 168; 341/22, 23; 364/708.1; 400/472, 479, 484-486, 488, 489

FIG. 3 is a right side elevational view thereof;

FIG. 4 is a left side elevational view thereof;

FIG. 5 is a top plan view thereof;

FIG. 6 is a bottom plan view thereof; and,


FIG. 7 is a front, right side, and top perspective view thereof.

[56] **References Cited**

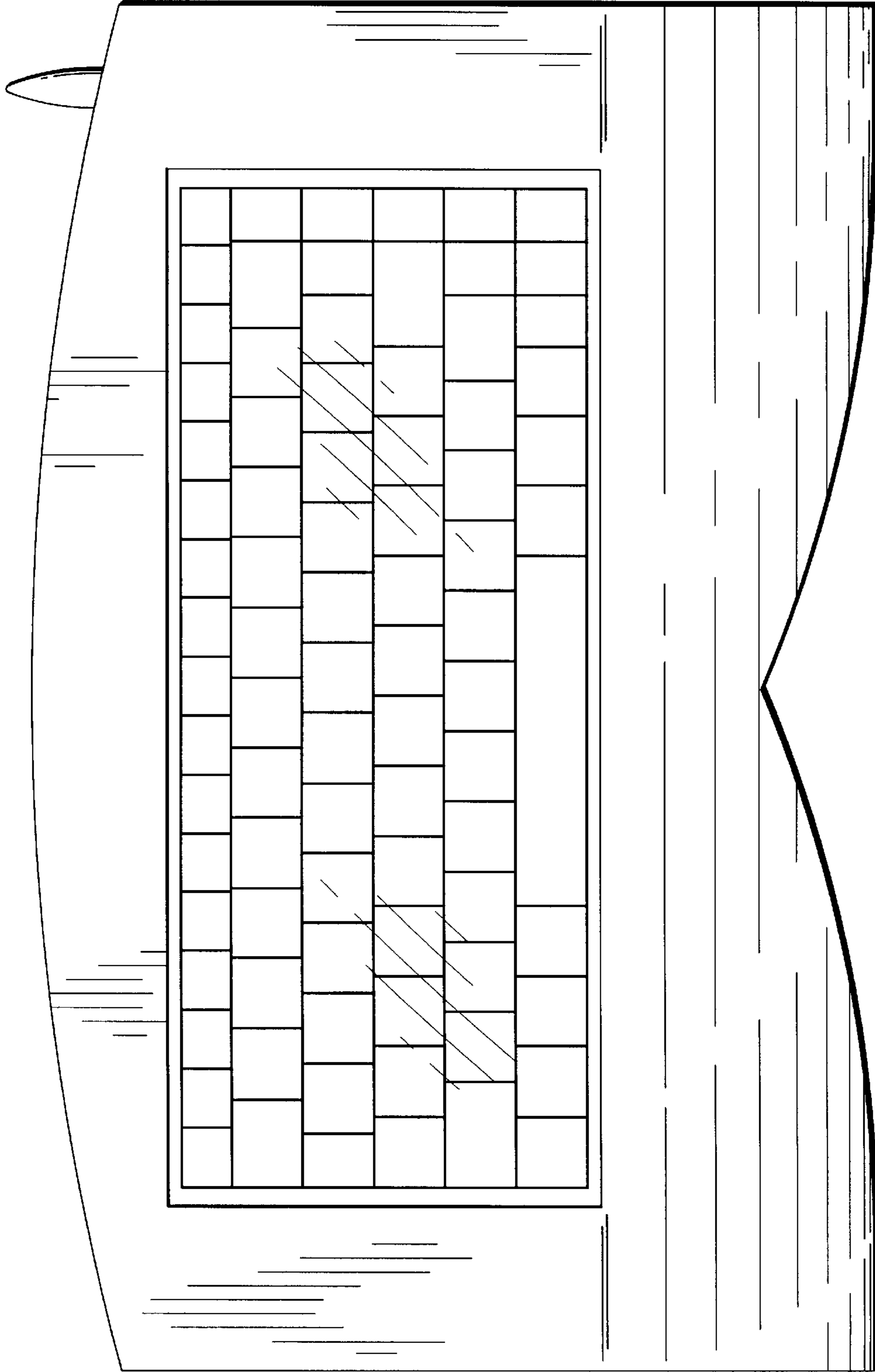
**U.S. PATENT DOCUMENTS**

D. 380,465 7/1997 Chang et al. .... D14/115

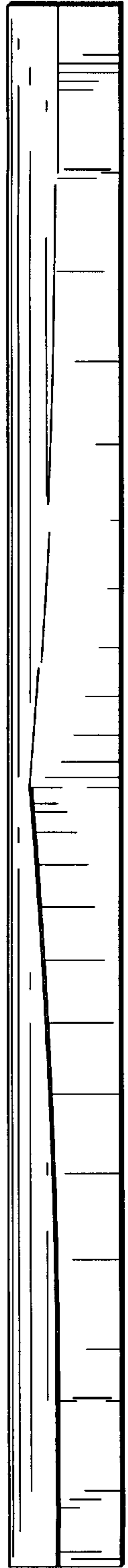
**1 Claim, 4 Drawing Sheets**




**Fig. 1**



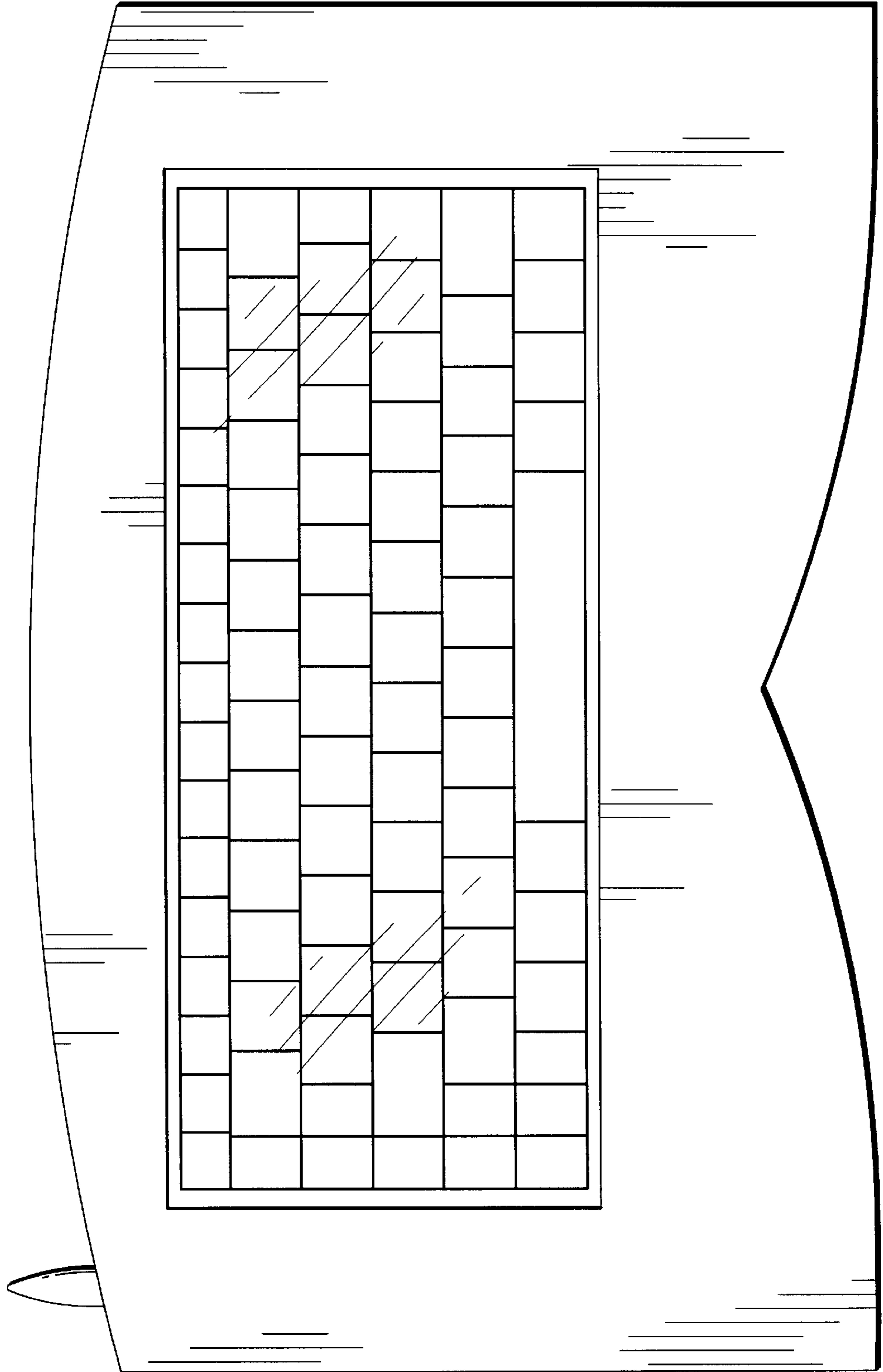
**Fig. 6**



**Fig. 5**

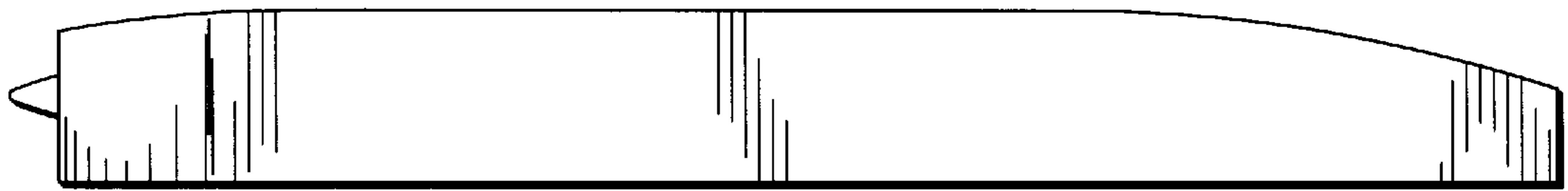


**Fig. 2**





**Fig. 3**



**Fig. 4**

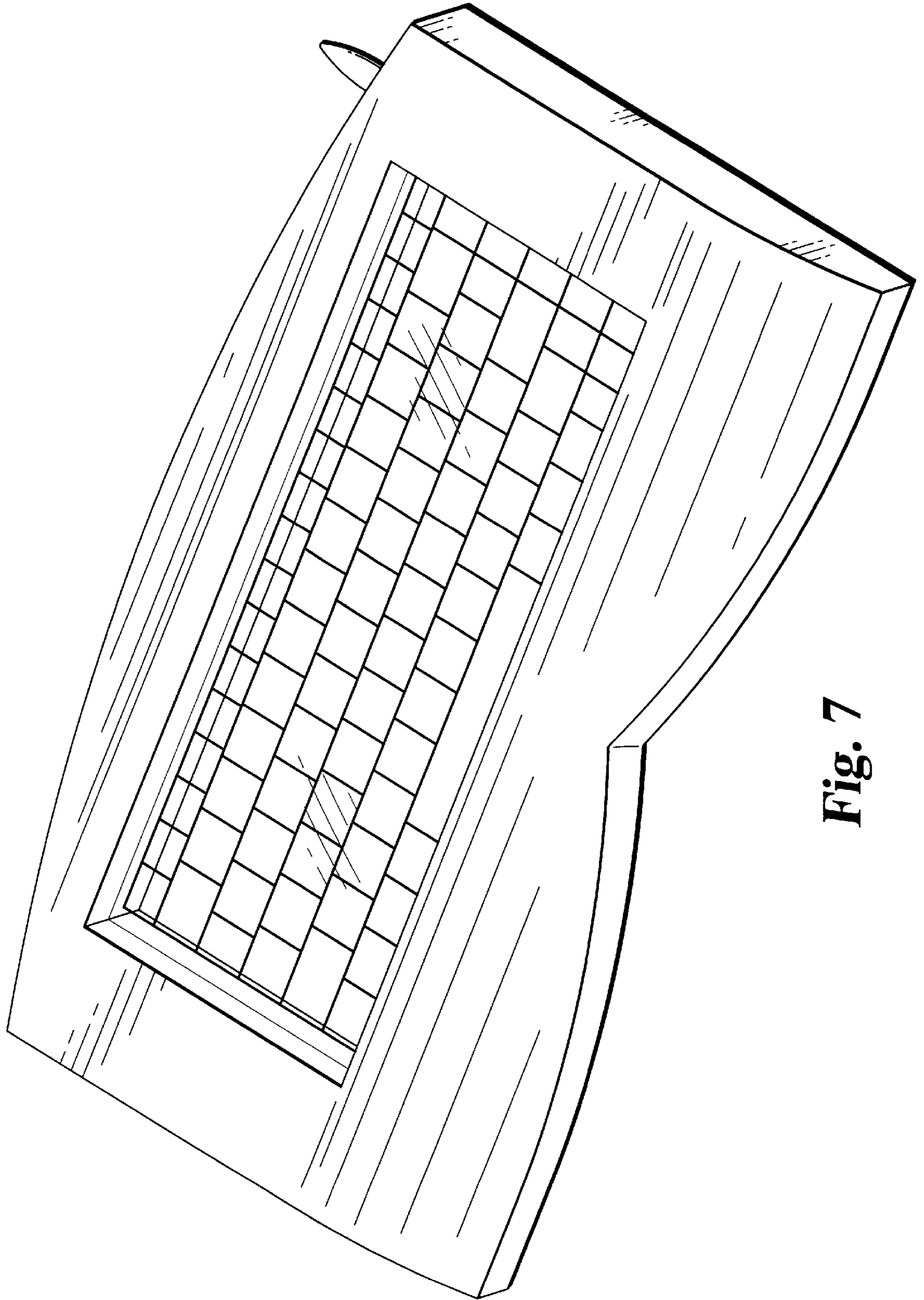


Fig. 7