

US00D407078S

United States Patent [19]

Fu

[11] **Patent Number: Des. 407,078**

[45] **Date of Patent: **Mar. 23, 1999**

[54] **PERSONAL COMPUTER FRONT PANEL**

[75] Inventor: **Richard C. Y. Fu**, Cerritos, Calif.

[73] Assignee: **Hon Hai Precision Ind. Co., Ltd.**,
Taipei Hsien, Taiwan

[**] Term: **14 Years**

[21] Appl. No.: **78,050**

[22] Filed: **Oct. 16, 1997**

[51] **LOC (6) Cl.** **14-02**

[52] **U.S. Cl.** **D14/114**

[58] **Field of Search** D14/100, 107,
D14/114, 109; D13/162, 184, 199; 312/208.1;
360/99.12; 361/690-96; D6/432, 445, 448

[56] **References Cited**

U.S. PATENT DOCUMENTS

- D. 304,333 10/1989 Kerezman et al. D14/114
- D. 378,515 3/1997 Senshiki D14/100

- D. 381,639 7/1997 Fraquelli et al. D14/100
- D. 384,943 10/1997 Brezovar D14/100
- D. 386,752 11/1997 Han D14/100
- D. 391,238 2/1998 Sakata D14/107

Primary Examiner—M. H. Tung

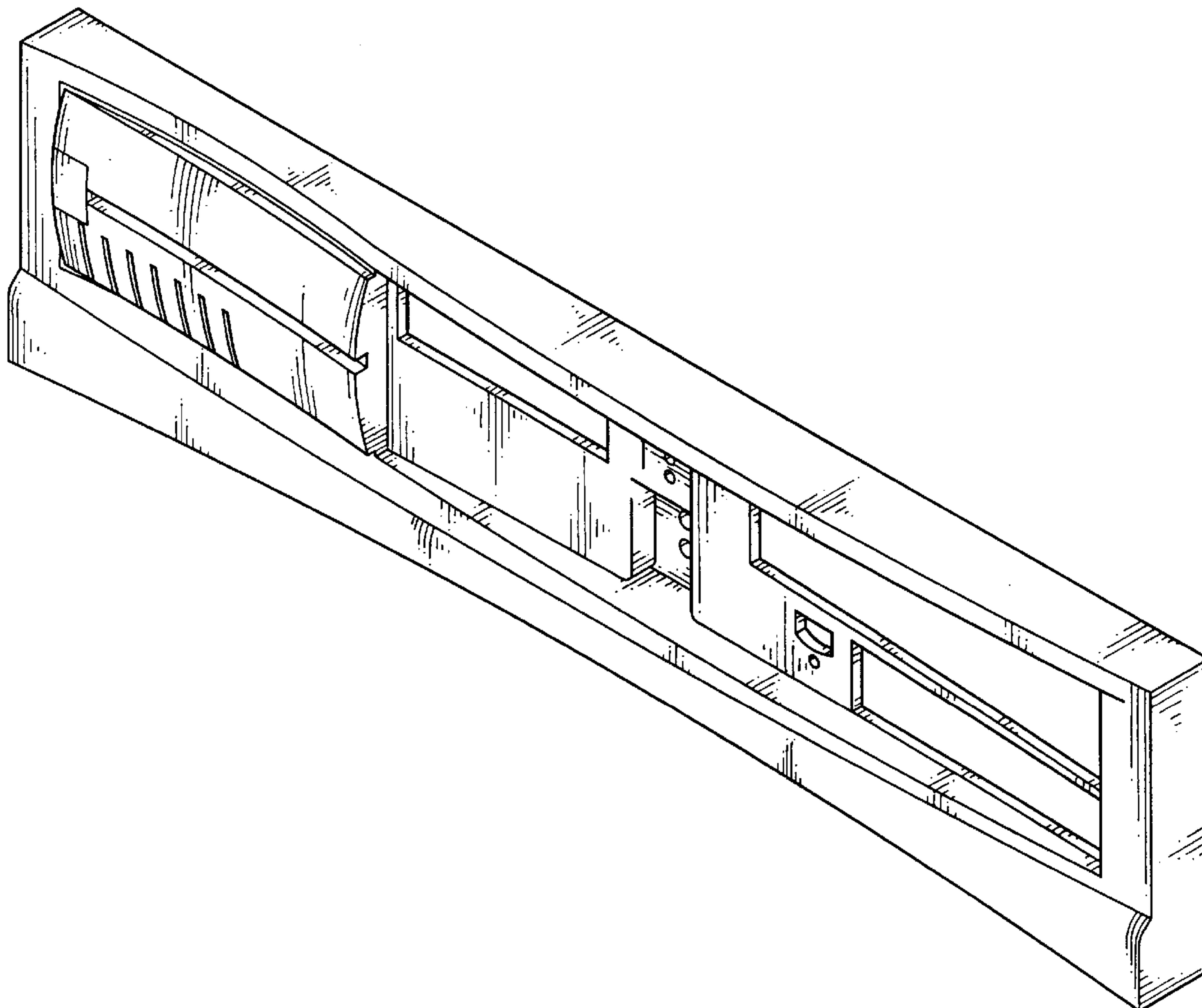
[57] **CLAIM**

The ornamental design for a personal computer front panel, as shown and described.

DESCRIPTION

FIG. 1 is a perspective view of a personal computer front panel showing my new design, on an enlarged scale; FIG. 2 is a rear elevational view thereof; FIG. 3 is a left side elevational view thereof; FIG. 4 is a front elevational view thereof; FIG. 5 is a right side elevational view thereof; FIG. 6 is a top plan view thereof; and, FIG. 7 is a bottom plan view thereof.

1 Claim, 7 Drawing Sheets



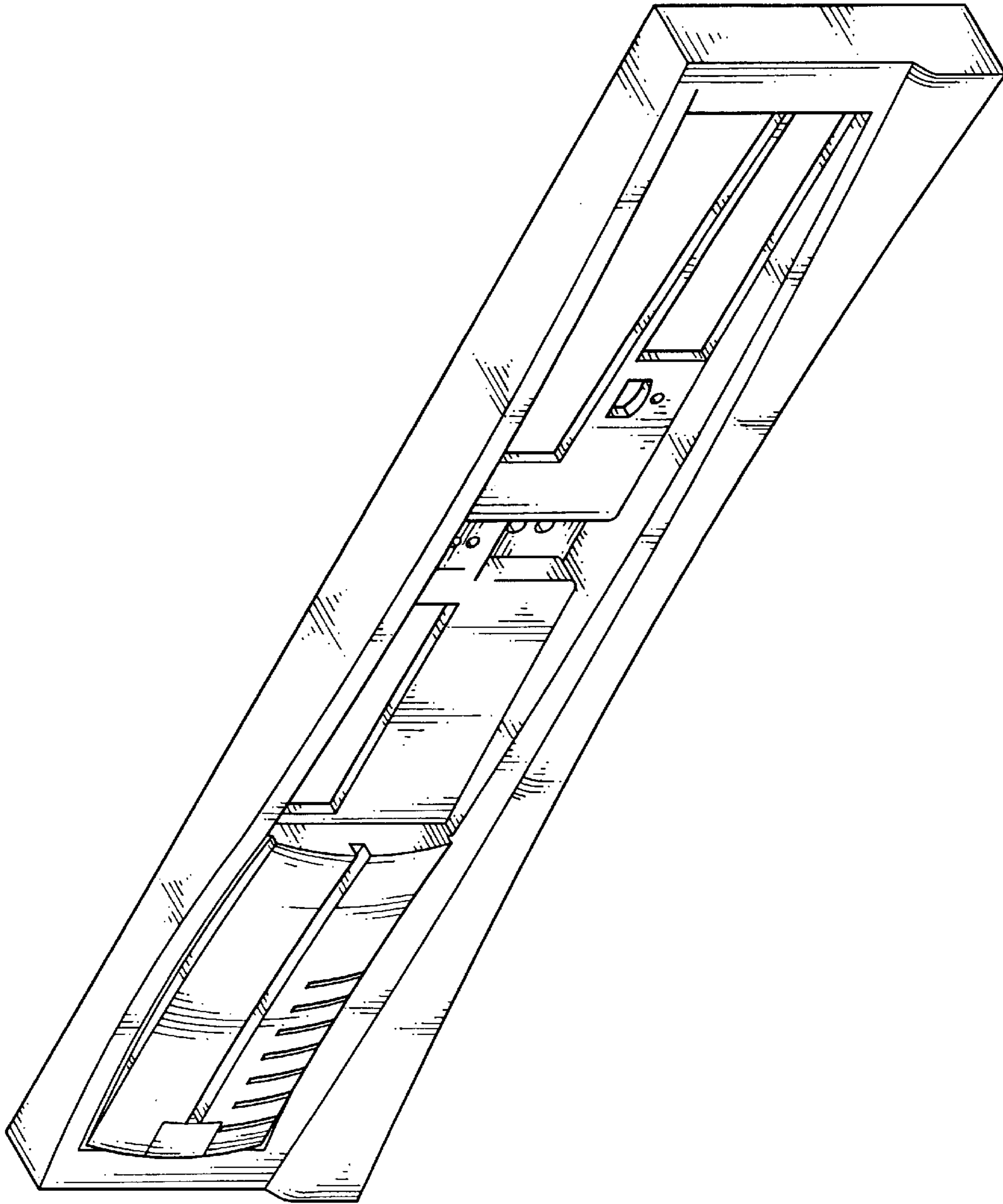


FIG.1

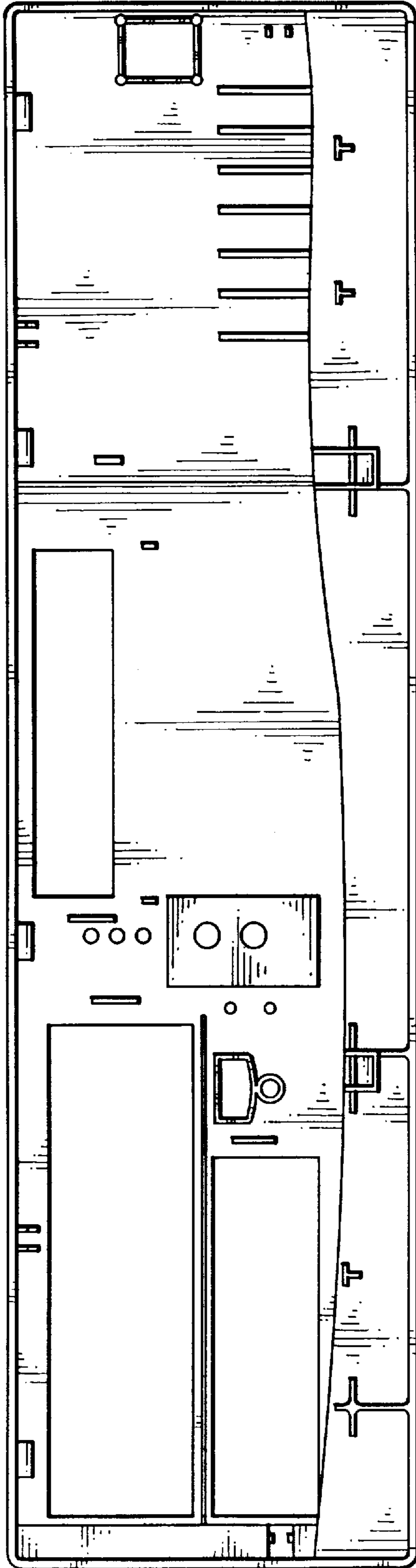


FIG. 2

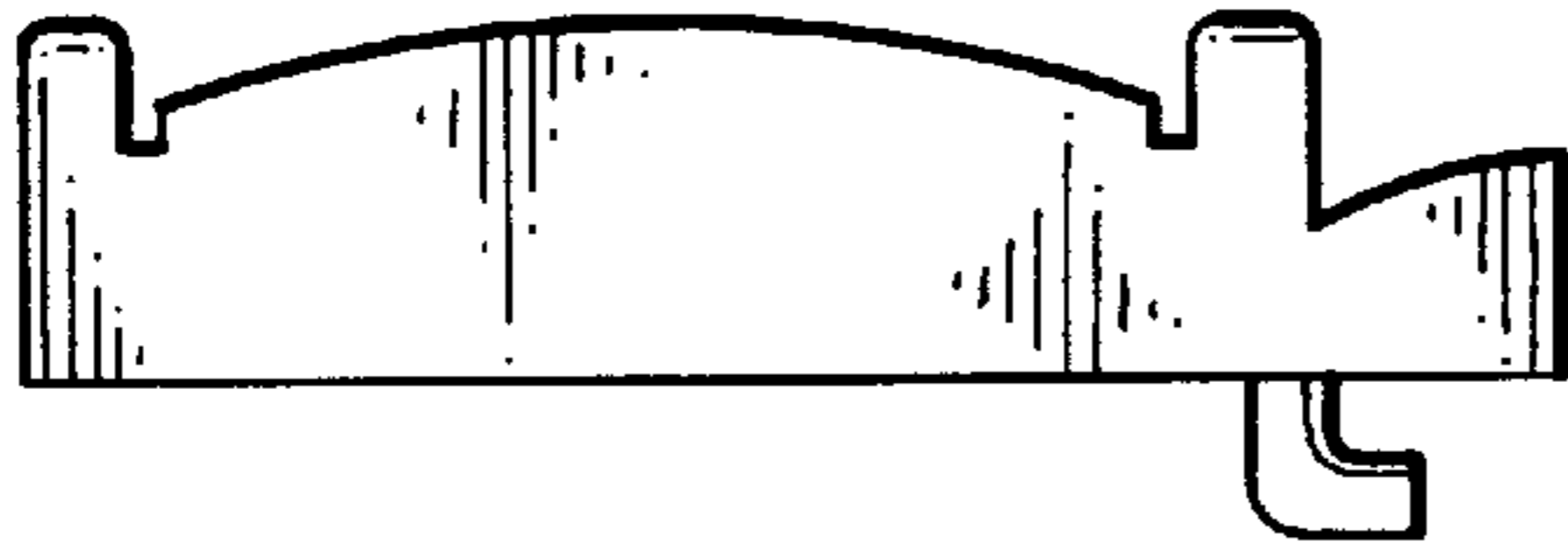


FIG. 3

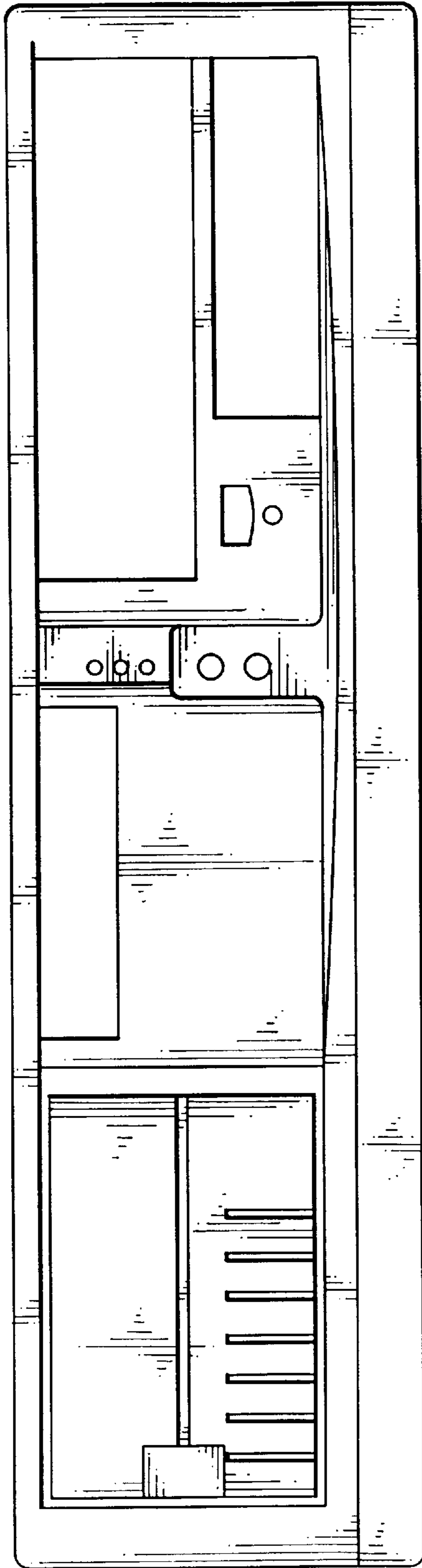


FIG.4



FIG. 5




FIG.6




FIG. 7