



US00D407048S

United States Patent [19]

Benktzon et al.

[11] Patent Number: **Des. 407,048**

[45] Date of Patent: ****Mar. 23, 1999**

[54] **HANDLE GRIP WITH BRAKE LEVER MECHANISM**

[75] Inventors: **Maria Benktzon**, Sollentuna; **Sven Eric Juhlin**, Stockholm, both of Sweden

[73] Assignee: **Ahlberg Rehab AB**, Fjardhundra, Sweden

[**] Term: **14 Years**

[21] Appl. No.: **78,761**

[22] Filed: **Nov. 3, 1997**

[30] **Foreign Application Priority Data**

May 13, 1997 [SE] Sweden 97-1085

[51] **LOC (6) Cl.** **12-16**

[52] **U.S. Cl.** **D12/179; D8/303**

[58] **Field of Search** D12/179; D8/303; 74/551.8, 551.9, 502.5, 523; 116/110 R, 110 S, 111 R, DIG. 12

[56] **References Cited**

U.S. PATENT DOCUMENTS

D. 246,971 1/1978 McKernon et al. D12/179

D. 286,034	10/1986	Giorgetti	D12/179
D. 339,096	9/1993	Bean et al.	D12/179
D. 356,021	3/1995	Hull et al.	D8/303
D. 378,798	4/1997	Berti	D8/303
D. 386,734	11/1997	Nishimura	D12/179
3,776,061	12/1973	Yoshigai	D12/179 X
5,315,891	5/1994	Tagawa	74/489

Primary Examiner—Melody N. Brown
Attorney, Agent, or Firm—Young & Thompson

[57] **CLAIM**

The ornamental design for a handle grip with brake lever mechanism, as shown in the drawings.

DESCRIPTION

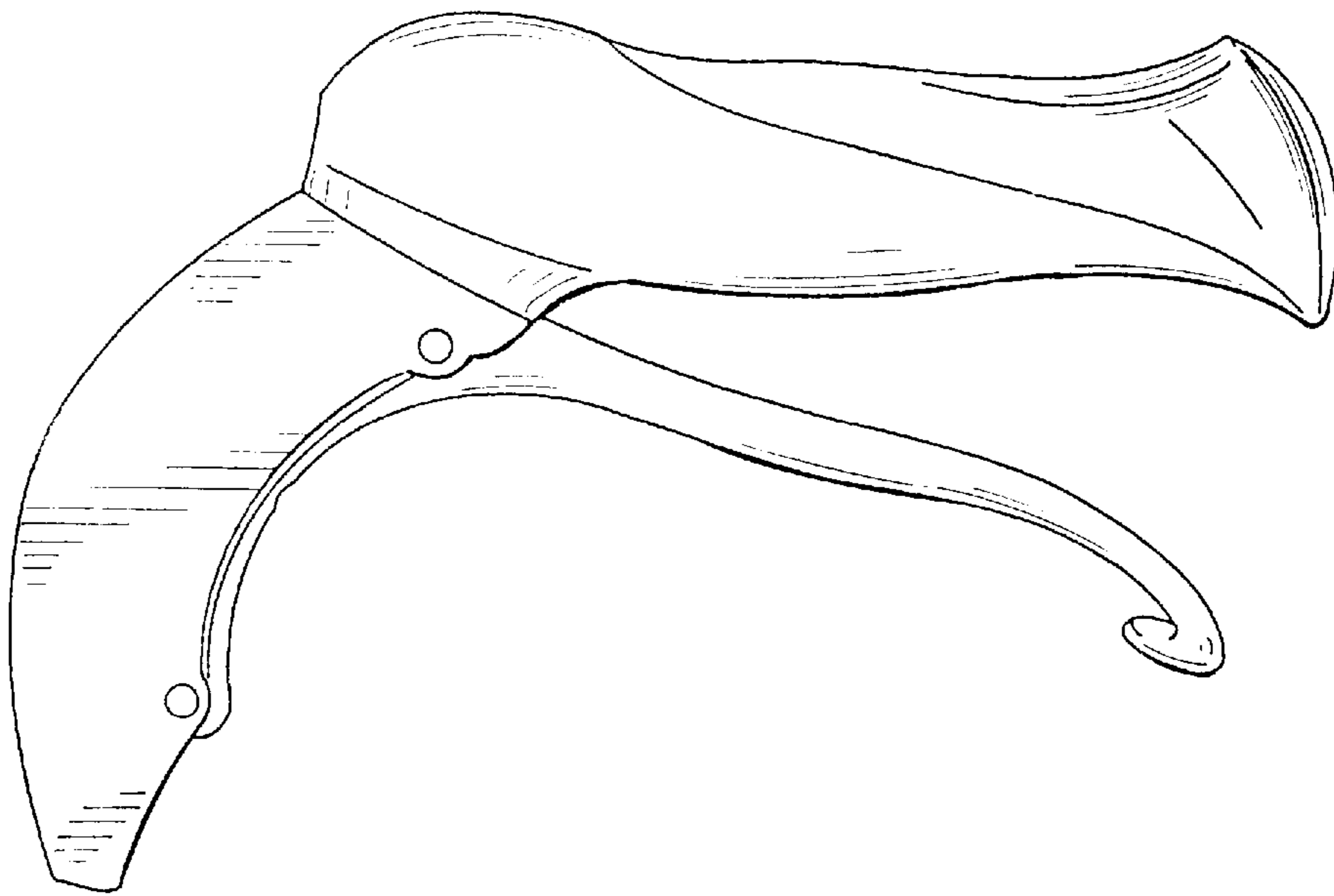
FIG. 1 is a side elevational view of the handle grip with brake lever mechanism, showing our new design;

FIG. 2 is a front view of FIG. 1;

FIG. 3 is a back view of FIG. 1; and,

FIG. 4 is a view from above of the handle grip with brake lever mechanism of FIG. 1.

1 Claim, 1 Drawing Sheet



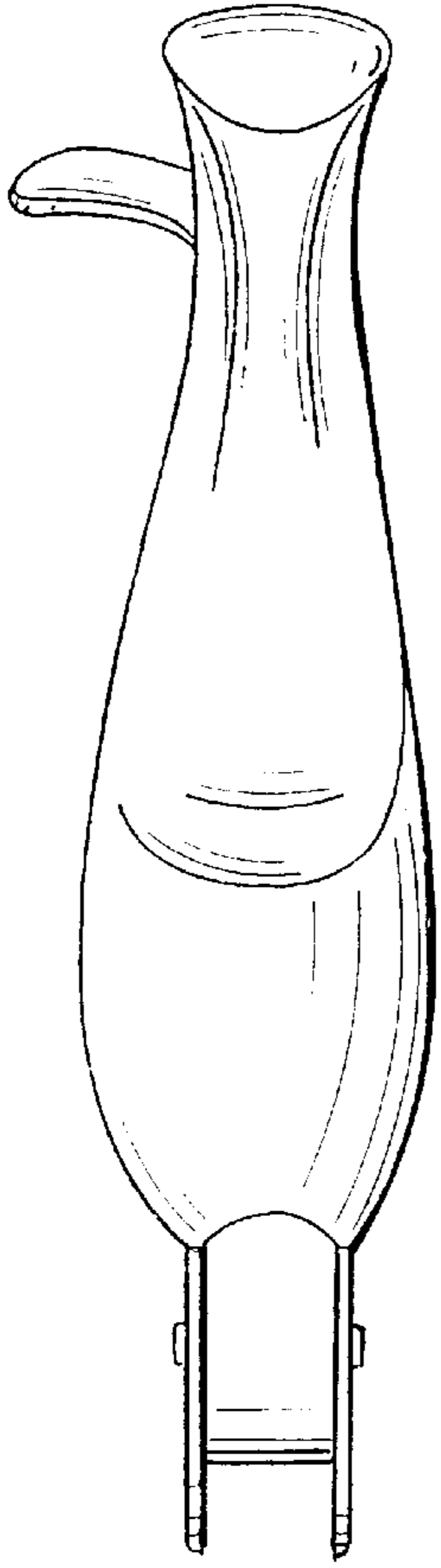


FIG. 4

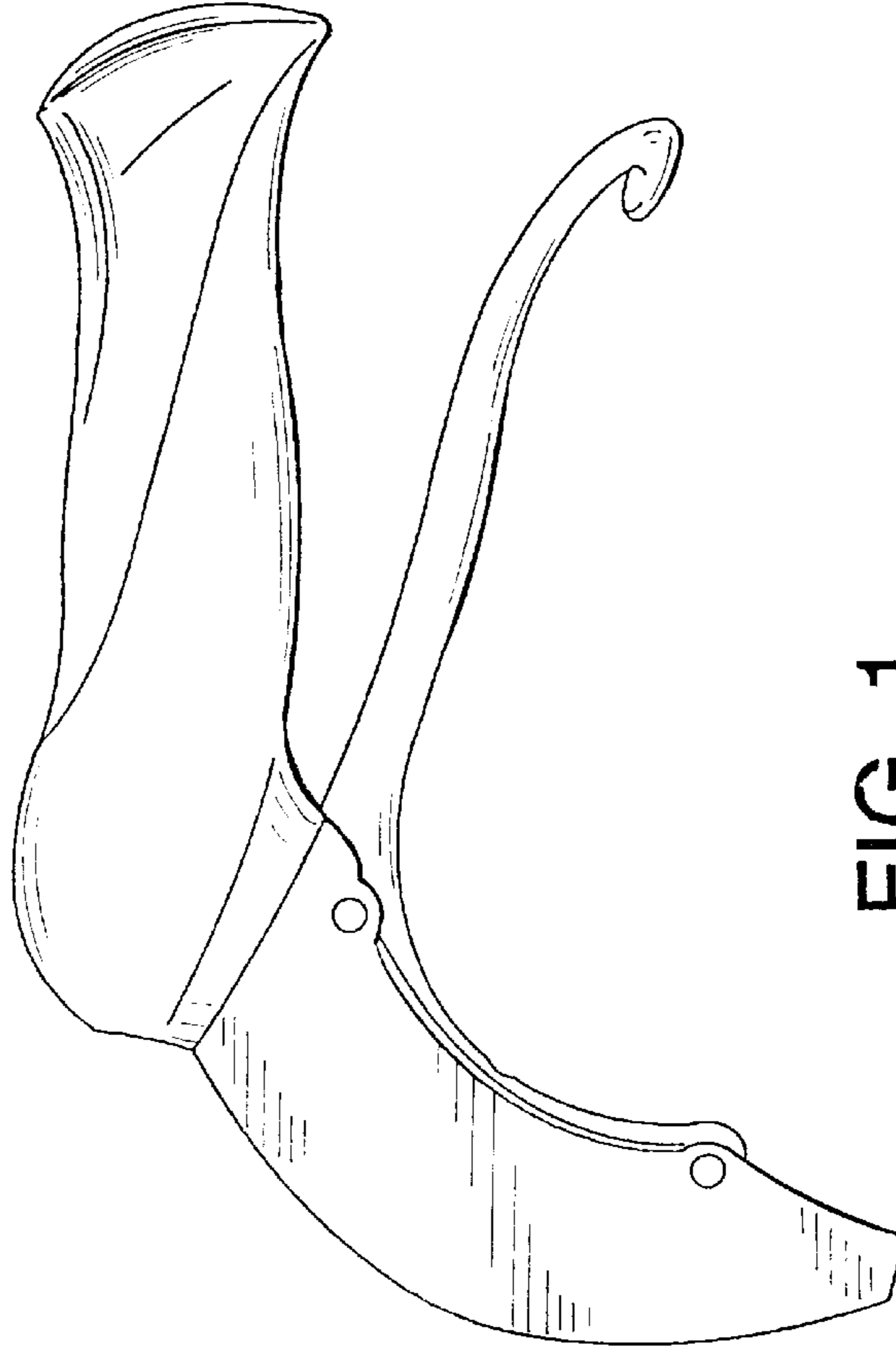


FIG. 1

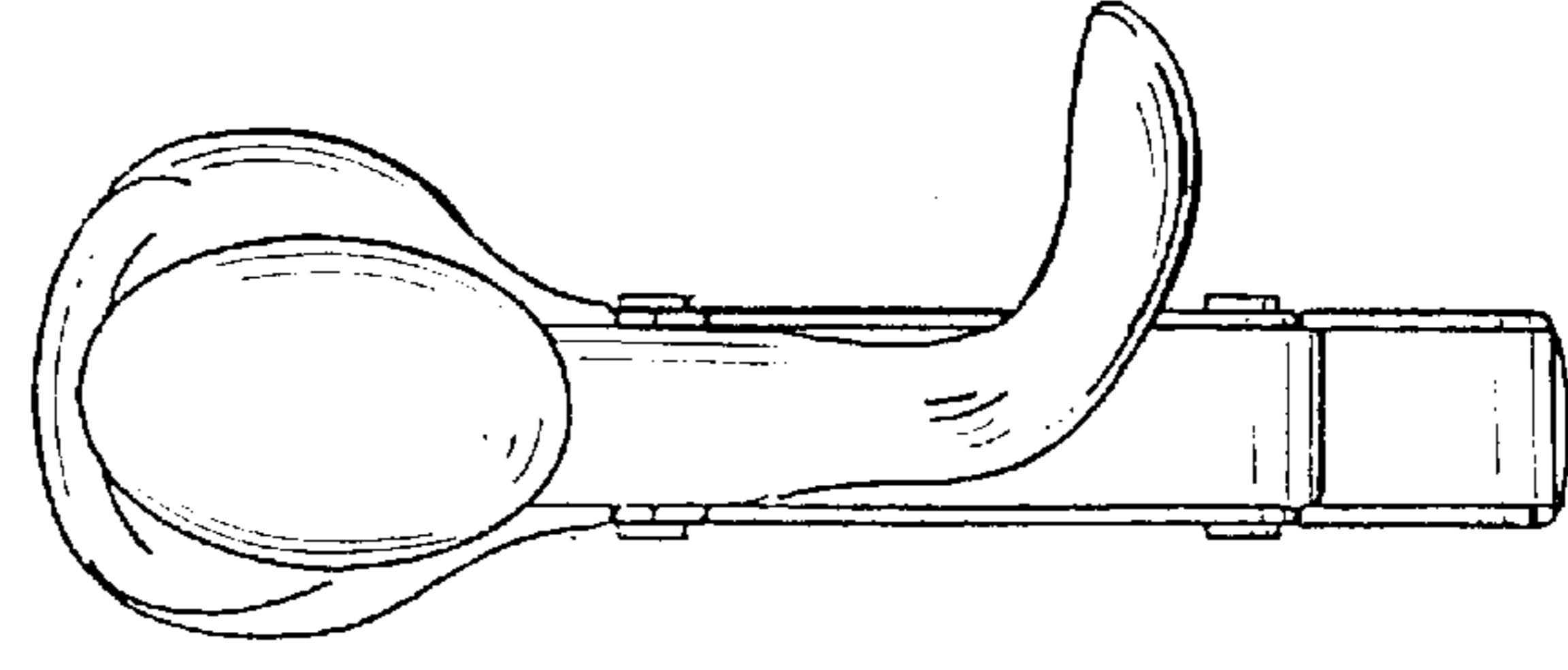


FIG. 2

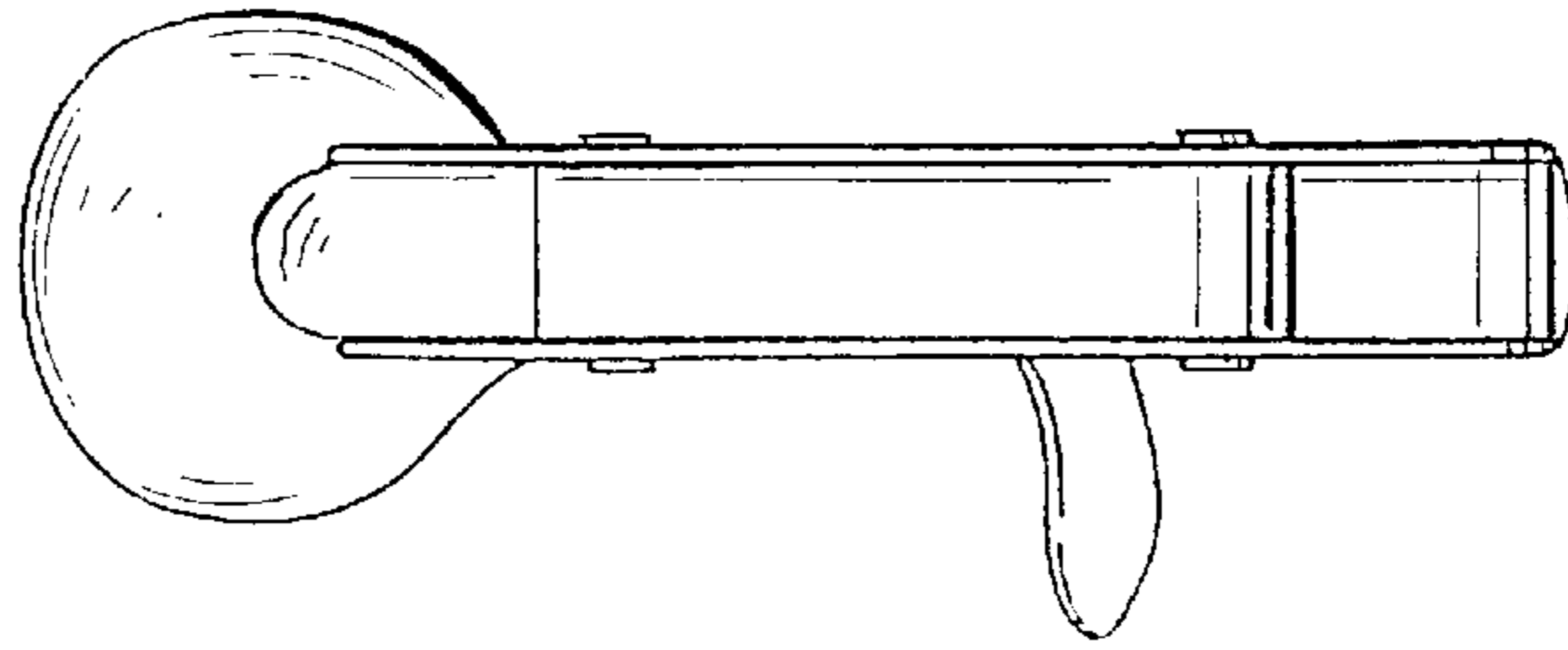


FIG. 3