



US00D407030S

United States Patent [19]

Toyoshima et al.

[11] **Patent Number: Des. 407,030**

[45] **Date of Patent: **Mar. 23, 1999**

[54] **WRISTWATCH**

[75] Inventors: **Hitoshi Toyoshima, Suwa; Keizo Kumano**, Chiba, both of Japan

[73] Assignee: **Seiko Epson Corporation**, Tokyo, Japan

[**] Term: **14 Years**

[21] Appl. No.: **82,906**

[22] Filed: **Jan. 30, 1998**

[30] Foreign Application Priority Data

Aug. 6, 1997 [JP] Japan 9-64036

[51] **LOC (6) Cl.** **10-02**

[52] **U.S. Cl.** **D10/39; D10/30**

[58] **Field of Search** D10/1-40, 122-132; 368/280-282, 276-277, 285

[56] References Cited

U.S. PATENT DOCUMENTS

D. 245,230 8/1977 Kleiner D10/32

- D. 321,142 10/1991 Fong D10/32
- D. 321,145 10/1991 Takahashi D10/39
- D. 355,380 2/1995 Nakai D10/39
- D. 394,394 5/1998 Bruce D10/30

Primary Examiner—Nelson C. Holtje
Attorney, Agent, or Firm—Oliff & Berridge,PLC


[57] CLAIM

The ornamental design for wristwatch, as shown and described.

DESCRIPTION

FIG. 1 is a front elevational view of a wristwatch in accordance with our inventive design;
 FIG. 2 is a top view thereof;
 FIG. 3 is a bottom plan view thereof;
 FIG. 4 is a left side view thereof;
 FIG. 5 is a right side view thereof;
 FIG. 6 is a rear elevational view thereof; and,
 FIG. 7 is a perspective view thereof.

1 Claim, 2 Drawing Sheets






Figure 2




Figure 4




Figure 1




Figure 5




Figure 3




Figure 6




Figure 7