



US00D407029S

**United States Patent** [19]  
**Drucker**

[11] **Patent Number: Des. 407,029**

[45] **Date of Patent: \*\*Mar. 23, 1999**

[54] **WATCH**

D. 339,300 9/1993 Williamson ..... D10/34  
D. 351,559 10/1994 Helleu ..... D10/39  
D. 378,741 4/1997 Fontaine ..... D10/39

[75] Inventor: **Marcel Drucker**, Fort Lee, N.J.

[73] Assignees: **Heather Drucker Fitter**, Springfield, Va.; **Claire Drucker James**, Mill Valley, Calif.

*Primary Examiner*—Nelson C. Holtje  
*Attorney, Agent, or Firm*—Darby & Darby

[\*\*] Term: **14 Years**

[57] **CLAIM**

The ornamental design for a watch, as shown and described.

[21] Appl. No.: **75,849**

**DESCRIPTION**

[22] Filed: **Aug. 29, 1997**

FIG. 1 is a perspective view of a preferred embodiment of the watch;

[51] **LOC (6) Cl.** ..... **10-02**

FIG. 2 is a top plan view thereof;

[52] **U.S. Cl.** ..... **D10/39**

FIG. 3 is a right side elevational view thereof;

[58] **Field of Search** ..... D10/1-40, 122-132;  
368/280-282, 276-277, 285

FIG. 4 is an end elevational view thereof;

FIG. 5 is a left side elevational view thereof;

FIG. 6 is an end elevational view thereof; and,

FIG. 7 is a bottom plan view thereof.

The broken lines showing band portions are for illustrative purposes only and form no part of the claimed design.

[56] **References Cited**

**U.S. PATENT DOCUMENTS**

D. 178,091 6/1956 Sparks ..... D10/39  
D. 315,517 3/1991 Genta ..... D10/39

**1 Claim, 2 Drawing Sheets**

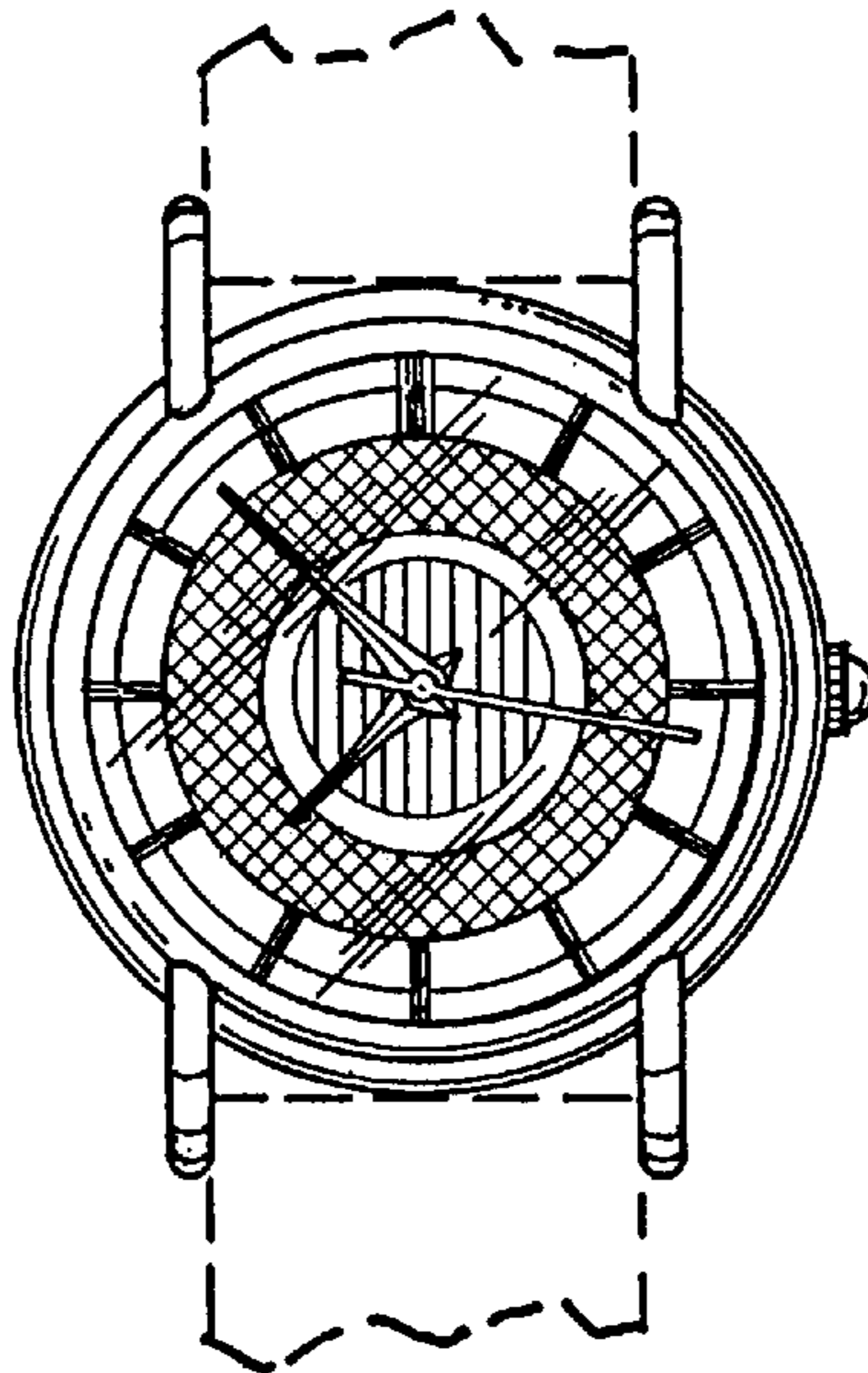


FIG. 1

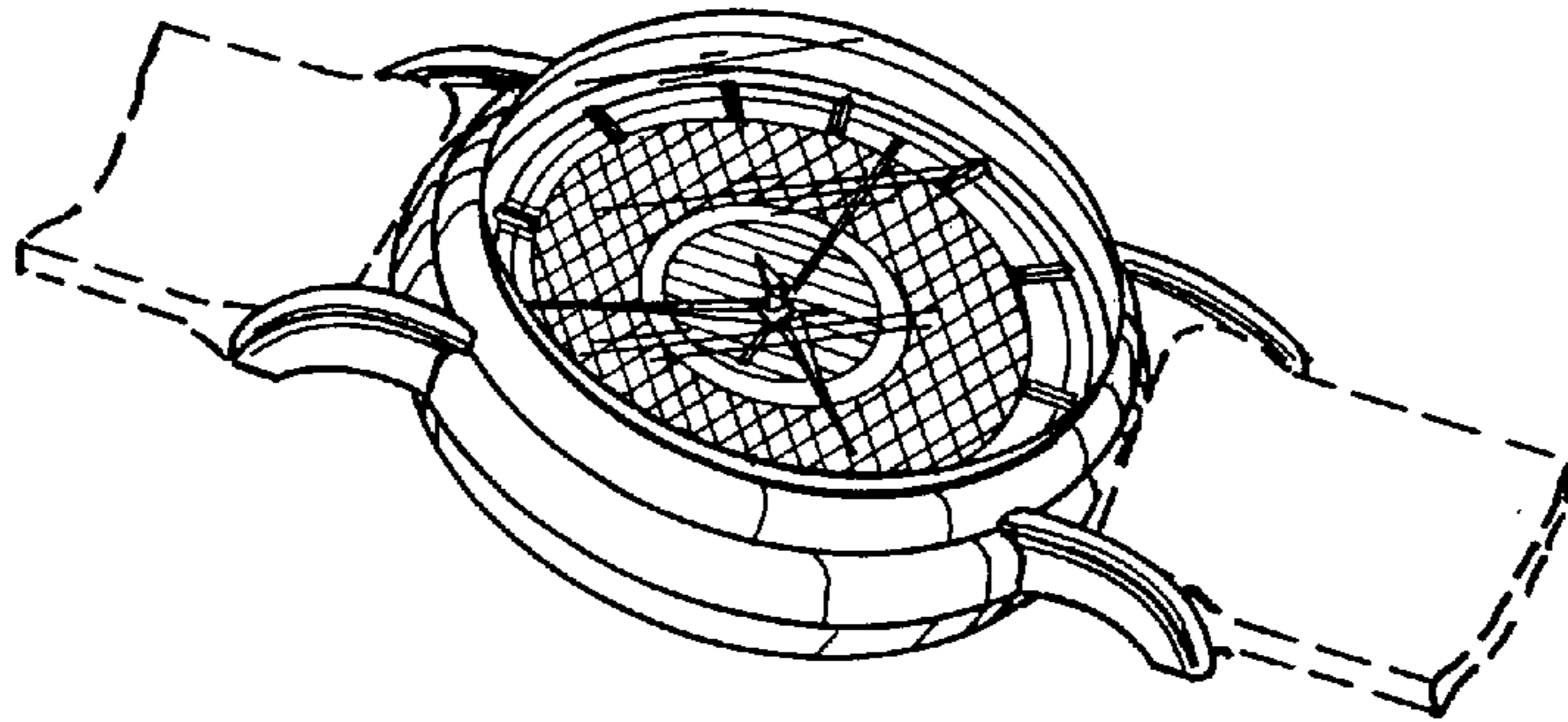


FIG. 2

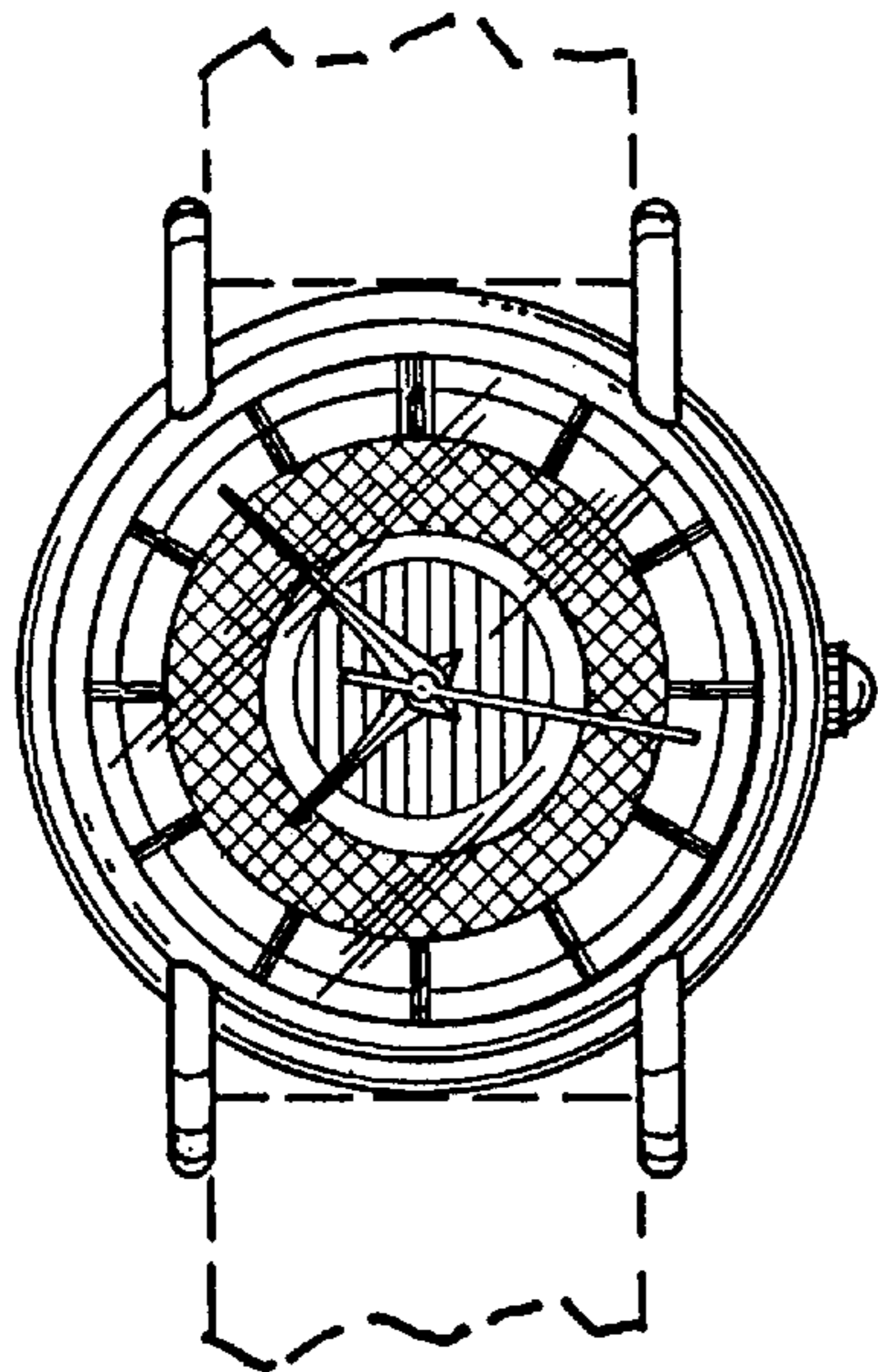


FIG. 3





FIG. 4

FIG. 5





FIG. 6

FIG. 7

