



US00D407028S

**United States Patent** [19]  
**Lüscher**

[11] **Patent Number: Des. 407,028**

[45] **Date of Patent: \*\*Mar. 23, 1999**

[54] **WRISTWATCH**

[75] Inventor: **Denis Lüscher**, Grenchen, Switzerland

[73] Assignee: **Rado Uhren AG**, Lengnau, Switzerland

[\*\*] Term: **14 Years**

[21] Appl. No.: **84,217**

[22] Filed: **Feb. 23, 1998**

[30] **Foreign Application Priority Data**

Aug. 29, 1997 [WO] WIPO ..... DM/041 223

[51] **LOC (6) Cl.** ..... **10-02**

[52] **U.S. Cl.** ..... **D10/32**

[58] **Field of Search** ..... D10/1-40, 122-132;  
D11/3-25; 63/1.1, 3, 5, 11; 368/276-277,  
280-282, 285

[56] **References Cited**

**U.S. PATENT DOCUMENTS**

D. 294,683 3/1988 Perrin ..... D10/32  
D. 294,806 3/1988 Perrin ..... D10/32

D. 314,918 2/1991 Dumas ..... D10/32  
D. 338,849 8/1993 Cowan ..... D11/19  
D. 380,170 6/1997 Schoepfer ..... D11/25

**OTHER PUBLICATIONS**

*European Jeweler*—Feb. 1987 p. 108—Watch at top 2nd from right.

*Primary Examiner*—Nelson C. Holtje  
*Attorney, Agent, or Firm*—Collen Law Associates P.C.


[57] **CLAIM**


The ornamental design for a wristwatch, as shown and described.

**DESCRIPTION**


FIG. 1 is a top view of my new design for a wristwatch;  
FIG. 2 is a bottom view thereof;  
FIG. 3 is a left side view thereof;  
FIG. 4 is a right side view thereof;  
FIG. 5 is a front view thereof;  
FIG. 6 is a rear view thereof; and,  
FIG. 7 is top, right, perspective view thereof.

**1 Claim, 3 Drawing Sheets**






*Fig. 1*




*Fig. 2*




*Fig. 3*




*Fig. 4*



*Fig. 5*



*Fig. 6*



*Fig. 7*