



US00D407009S

United States Patent [19]
Kohlberger et al.

[11] **Patent Number: Des. 407,009**

[45] **Date of Patent: **Mar. 23, 1999**

[54] **RAILING BRACKET**

[76] Inventors: **Walter Kohlberger; Ward Kohlberger**, both of 866 Main Street East, Hamilton, Ontario, Canada, L8M 1L9

[**] Term: **14 Years**

[21] Appl. No.: **71,024**

[22] Filed: **May 15, 1997**

[30] **Foreign Application Priority Data**

Nov. 18, 1996 [CA] Canada 1996-2630

[51] **LOC (6) Cl.** **08-05**

[52] **U.S. Cl.** **D8/354**

[58] **Field of Search** D8/349, 354; 248/300, 248/200, 201, 27.1, 317, 231.71, 251, 534; 256/65

[56] **References Cited**

U.S. PATENT DOCUMENTS

3,648,982 3/1972 Sabel et al. 256/65
4,390,164 6/1983 Colelekoglu 256/65

Primary Examiner—Holly Baynham

[57] **CLAIM**

The ornamental design for a railing bracket, as shown.

DESCRIPTION

FIG. 1 is a top perspective view of a railing bracket showing the front and lower side of our new design; FIG. 2 is a bottom perspective view of a railing bracket showing the rear and upperside thereof; and, FIG. 3 is a cross sectional view taken along line 3—3 of FIG. 1.

1 Claim, 1 Drawing Sheet

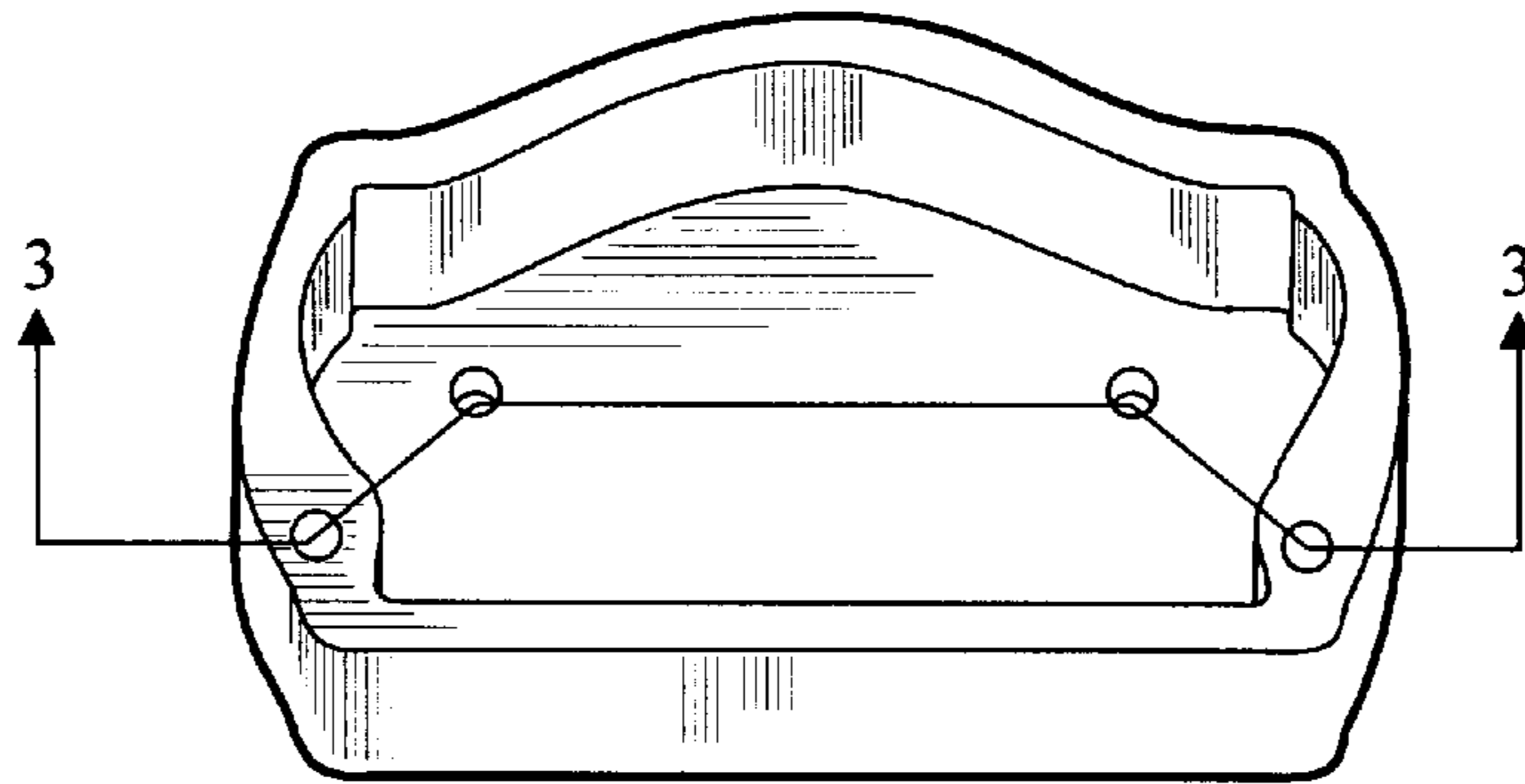


FIGURE 1

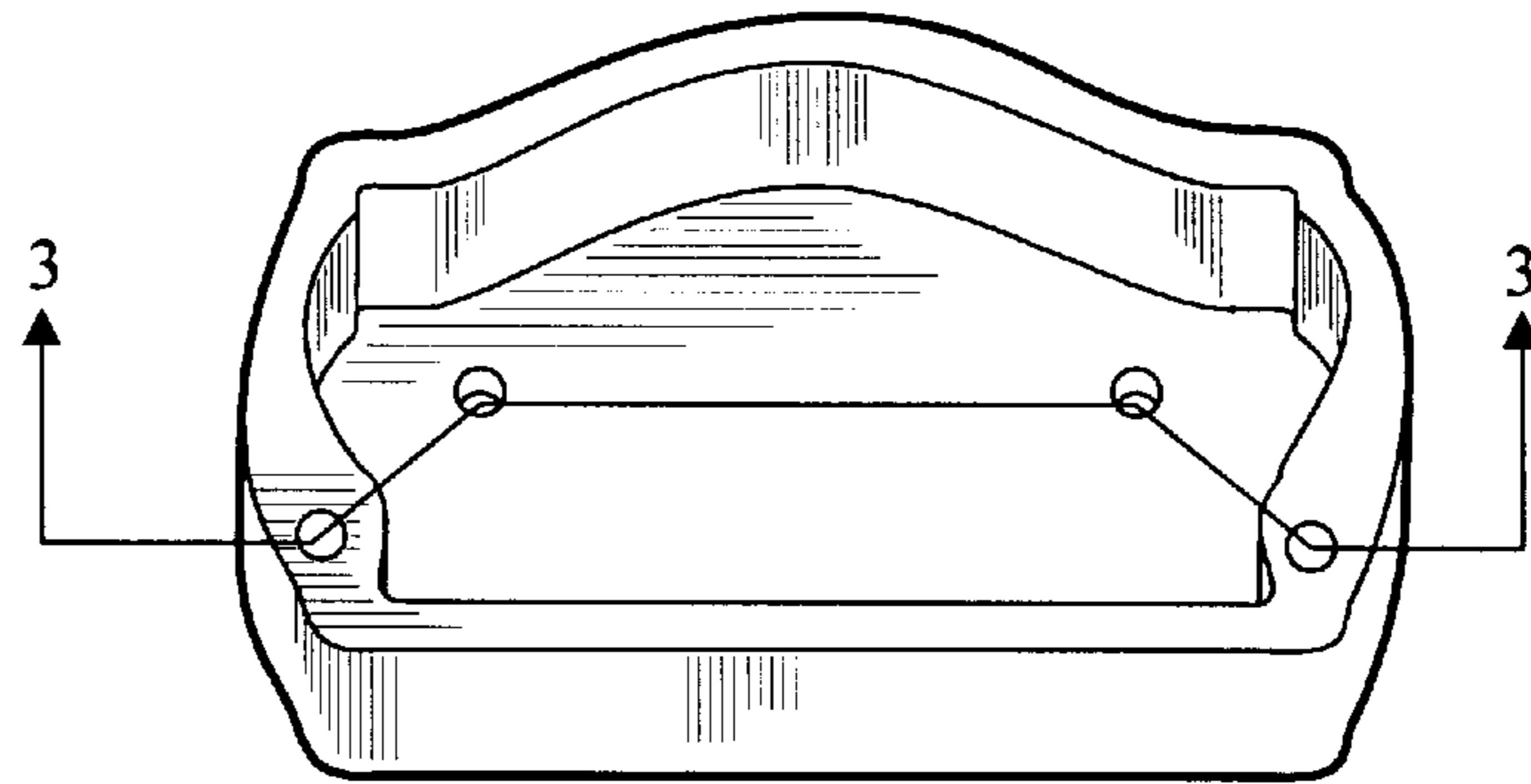


FIGURE 2

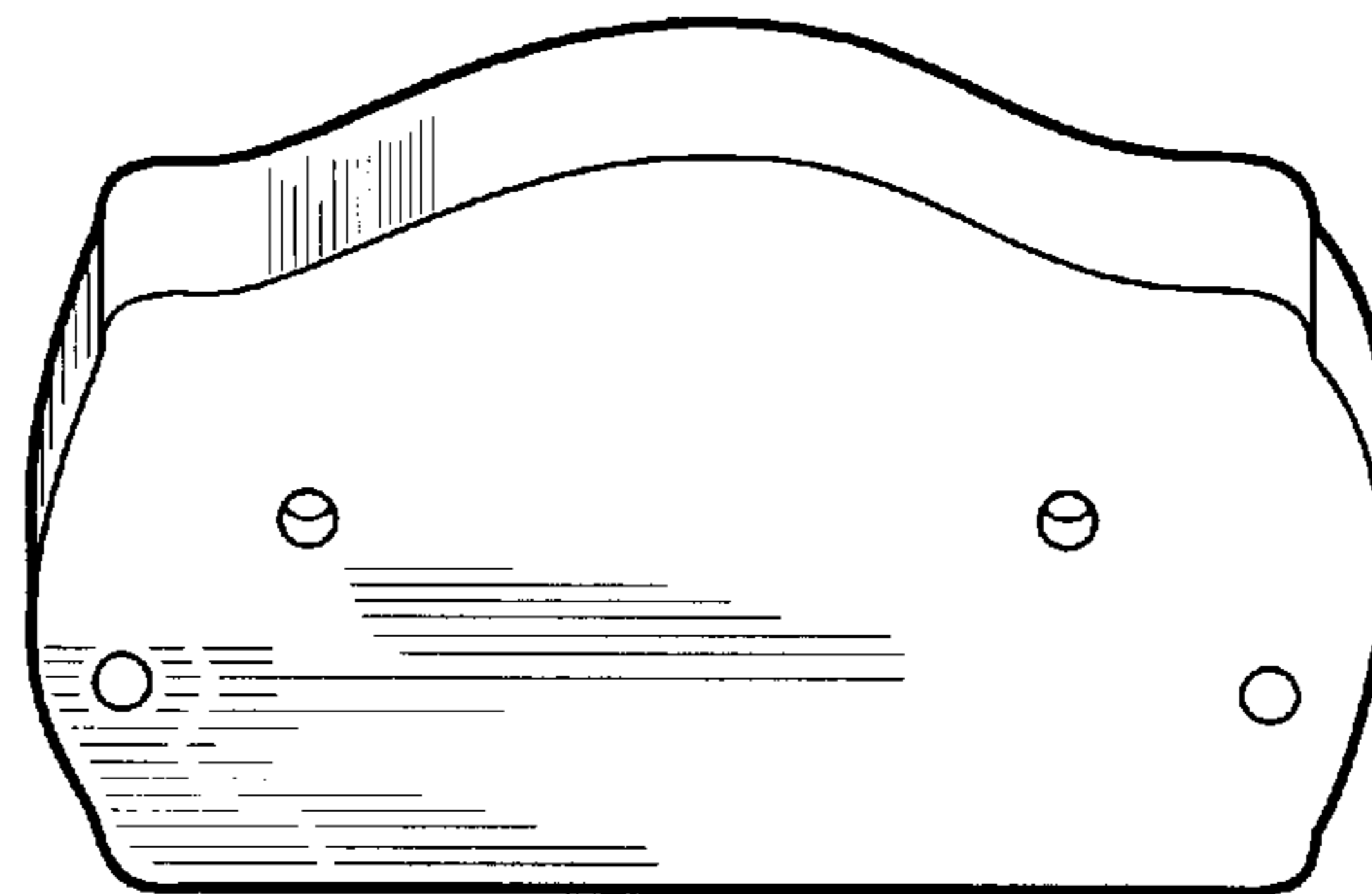


FIGURE 3

