



US00D407005S

**United States Patent** [19]  
**Gunter et al.**

[11] **Patent Number: Des. 407,005**

[45] **Date of Patent: \*\*Mar. 23, 1999**

[54] **GARDEN TOOL HANDLE UNIT**

D. 305,198 12/1989 White et al. .... D8/107 X  
D. 338,814 8/1993 Wright, Jr. et al. .... D8/107 X  
D. 359,427 6/1995 Birkholz ..... D8/107 X

[76] Inventors: **Tod D. Gunter**, 80 Russell Young Rd.,  
Bristol, Vt. 05433; **Richard O.  
Raymond**, 415 Green Brush Rd., North  
Ferrisburgh, Vt. 05473

*Primary Examiner*—Freda Nunn  
*Attorney, Agent, or Firm*—Thomas N. Neiman

[\*\*] Term: **14 Years**

[57] **CLAIM**

[21] Appl. No.: **81,134**

The ornamental design for a garden tool handle unit, as shown and described.

[22] Filed: **Dec. 23, 1997**

**DESCRIPTION**

[51] **LOC (6) Cl.** ..... **08-05**

[52] **U.S. Cl.** ..... **D8/107**

[58] **Field of Search** ..... D8/107, 14, 83,  
D8/51, 99; 7/167; 30/125, 155, 156, 162;  
81/427.5, 177.1, 177.7, 489

FIG. 1 is a side elevational view of the garden tool handle unit, the opposite side view being a mirror image thereof; FIG. 2 is a top plan view thereof; FIG. 3 is a bottom plan view thereof; FIG. 4 is a front elevational view thereof; and, FIG. 5 is a rear elevational view thereof.

[56] **References Cited**

**U.S. PATENT DOCUMENTS**

D. 254,243 2/1980 Florian et al. .... D8/107 X

**1 Claim, 3 Drawing Sheets**

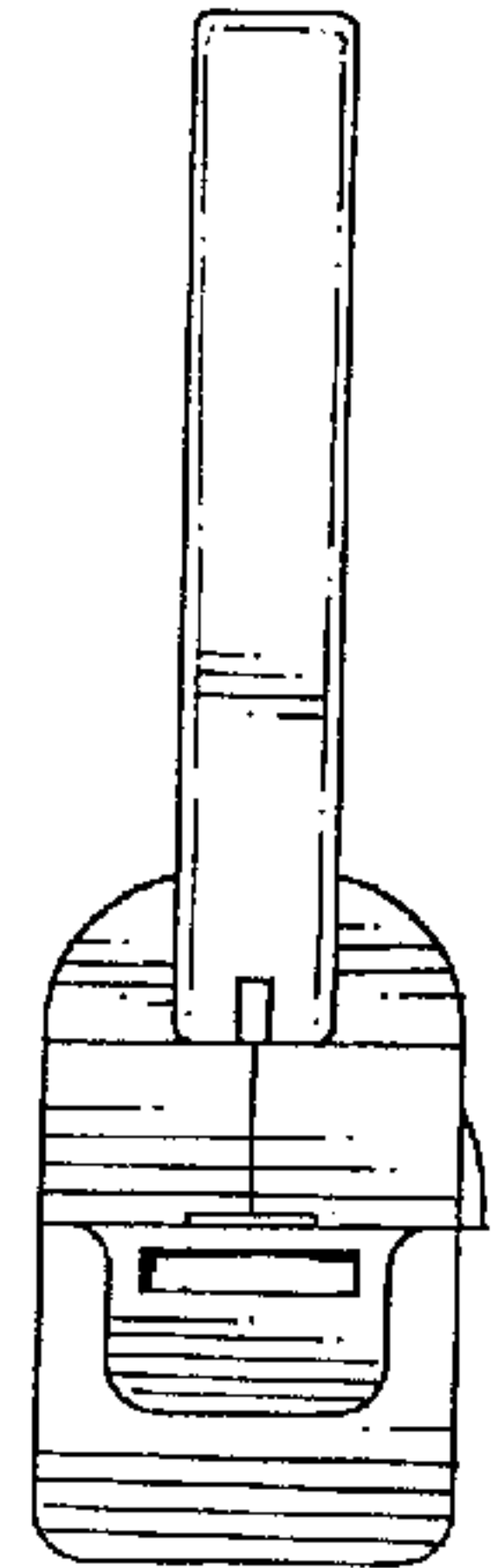
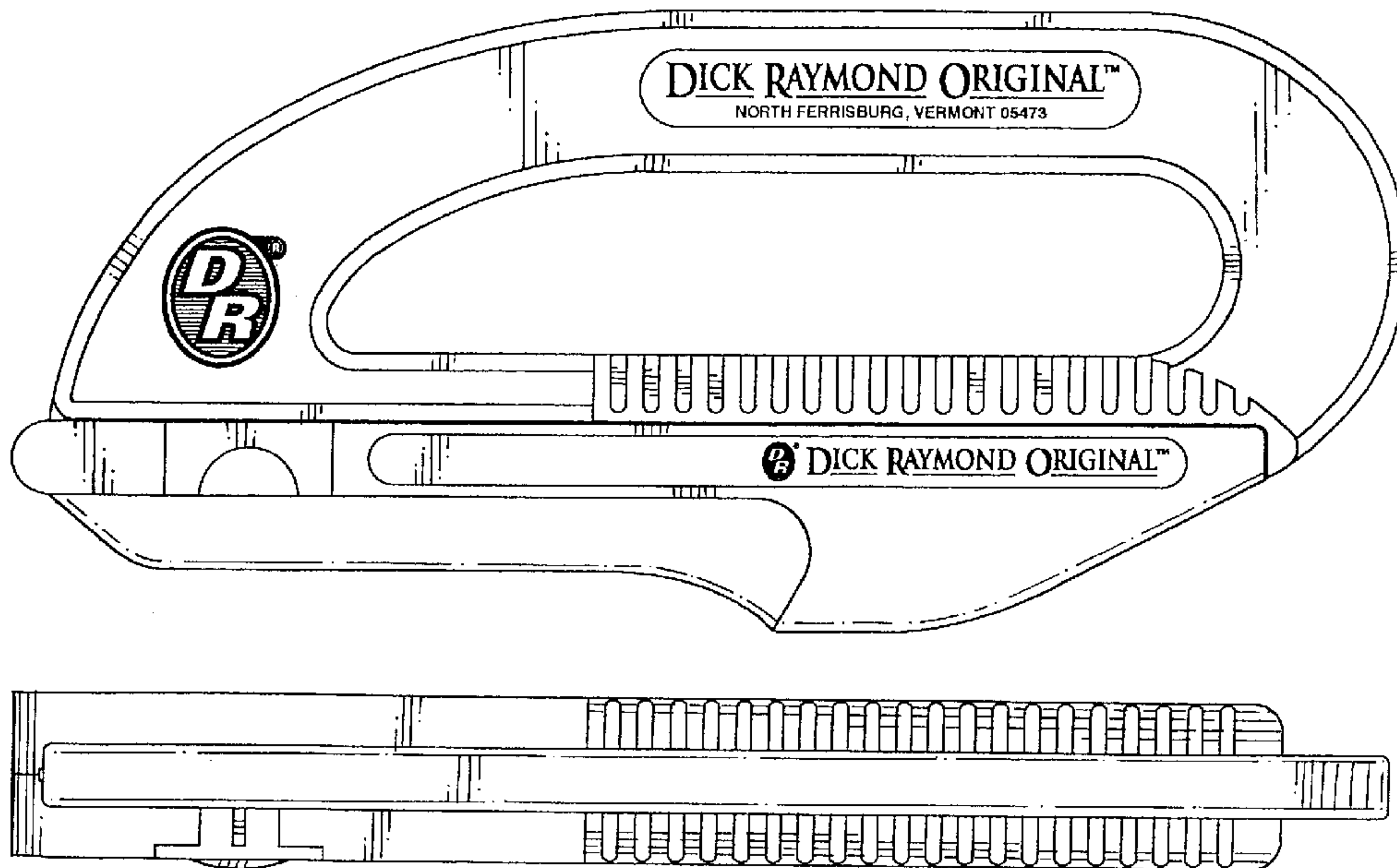


Figure 1

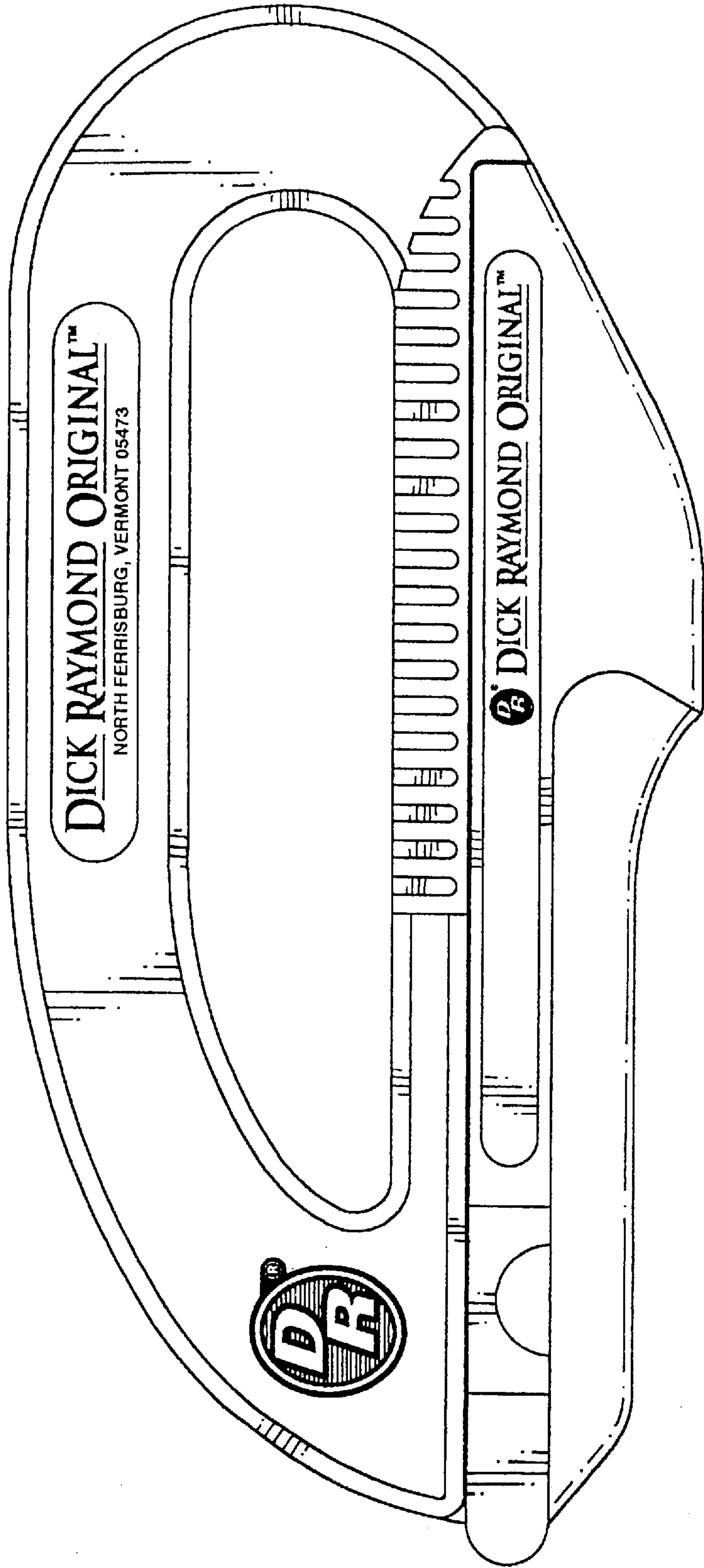


Figure 2

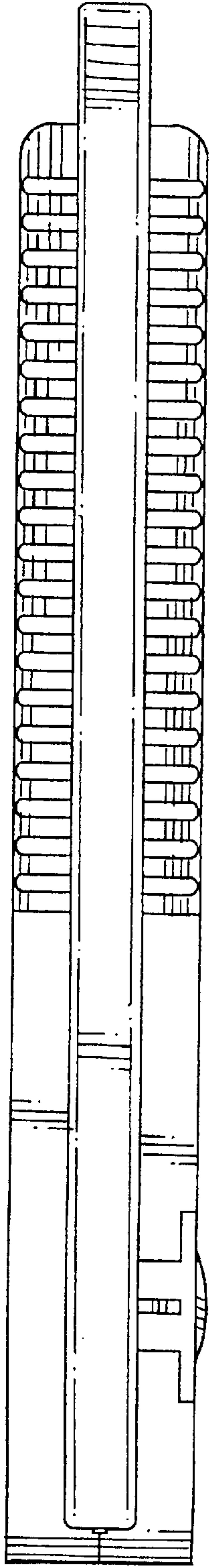
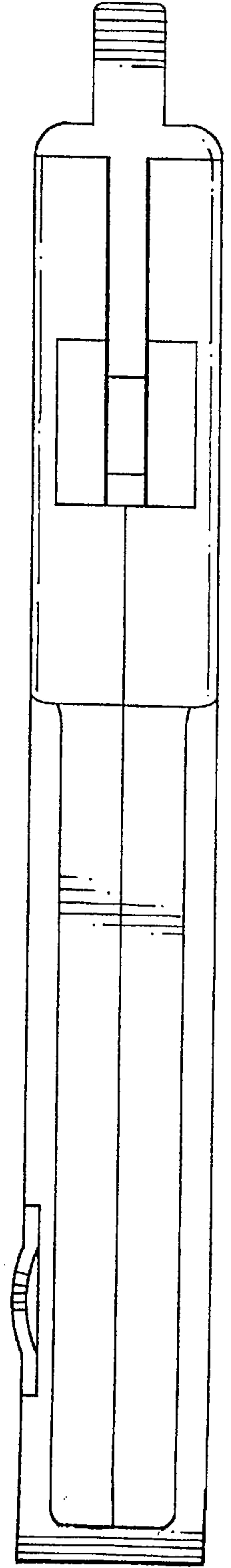
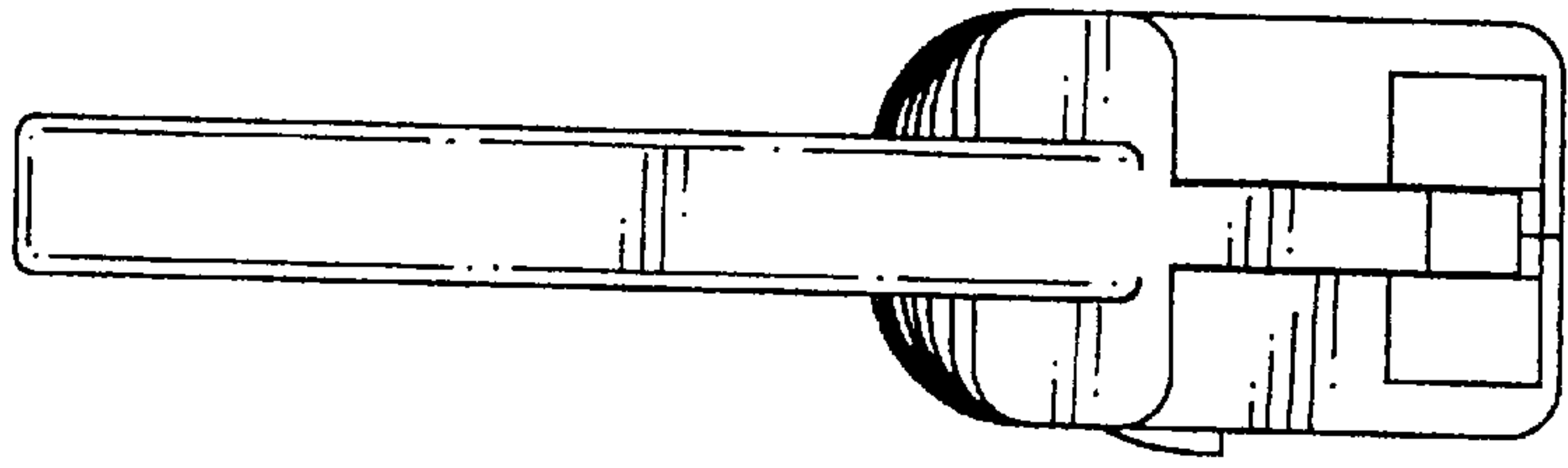


Figure 3



**Figure 5**



**Figure 4**

