



US00D407003S

# United States Patent [19]

Macowski et al.

[11] Patent Number: **Des. 407,003**

[45] Date of Patent: **\*\*Mar. 23, 1999**

[54] FOLDING KNIFE

[75] Inventors: **Brian Macowski**, Cardiff by the Sea;  
**Stephen Hull**, San Diego; **William H. Keys**, El Cajon, all of Calif.

[73] Assignee: **Buck Knives, Inc.**, El Cajon, Calif.

[\*\*] Term: **14 Years**

[21] Appl. No.: **82,643**

[22] Filed: **Jan. 26, 1998**

[51] LOC (6) Cl. .... **08-03**

[52] U.S. Cl. .... **D8/99**

[58] Field of Search ..... D8/99; D22/118;  
30/152, 153, 154, 155, 156, 157, 158, 159,  
160

[56] **References Cited**

**U.S. PATENT DOCUMENTS**

- D. 321,820 11/1991 Russell ..... D8/99
- D. 333,604 3/1993 Thompson et al. .... D8/99
- D. 366,408 1/1996 Sessions et al. .... D8/99

- D. 367,599 3/1996 Sakai ..... D8/99
- D. 375,242 11/1996 Seber et al. .... D8/99
- D. 379,294 5/1997 Lun ..... D8/99
- D. 379,579 6/1997 Pohl ..... D8/99
- D. 382,189 8/1997 Viele ..... D8/99
- D. 384,871 10/1997 McWillis ..... D8/99
- D. 389,389 1/1998 Glesser ..... D8/99

*Primary Examiner*—Philip S. Hyder  
*Attorney, Agent, or Firm*—Gregory Garmong

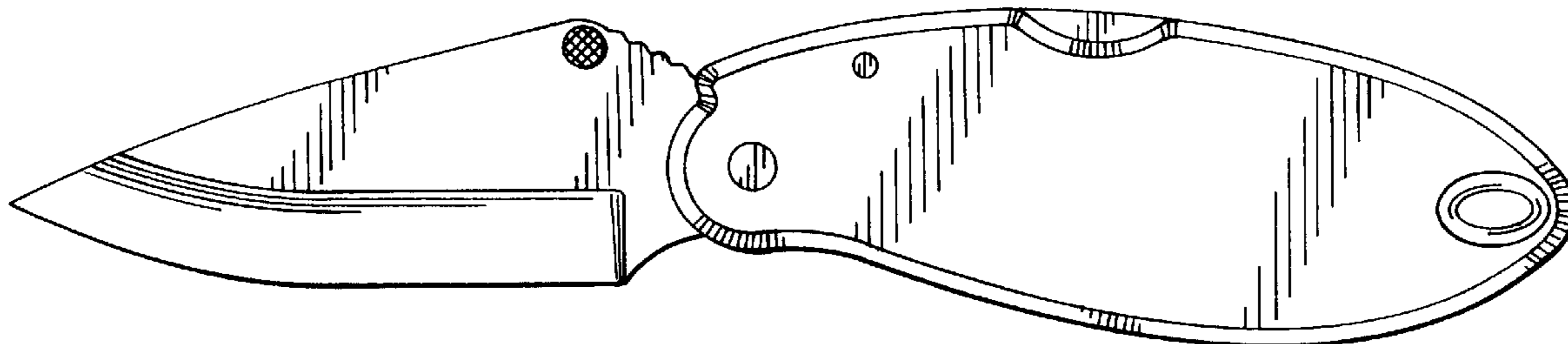
[57] **CLAIM**

The ornamental design for a folding knife, as shown and described.

**DESCRIPTION**

FIG. 1 is a left-side elevational view of a folding knife, the right-side elevational view being a mirror image thereof; FIG. 2 is a top view thereof; FIG. 3 is a bottom view thereof; FIG. 4 is a front elevational view thereof from the point end of the folding knife; and, FIG. 5 is a back elevational view thereof from the butt end of the folding knife.

**1 Claim, 1 Drawing Sheet**



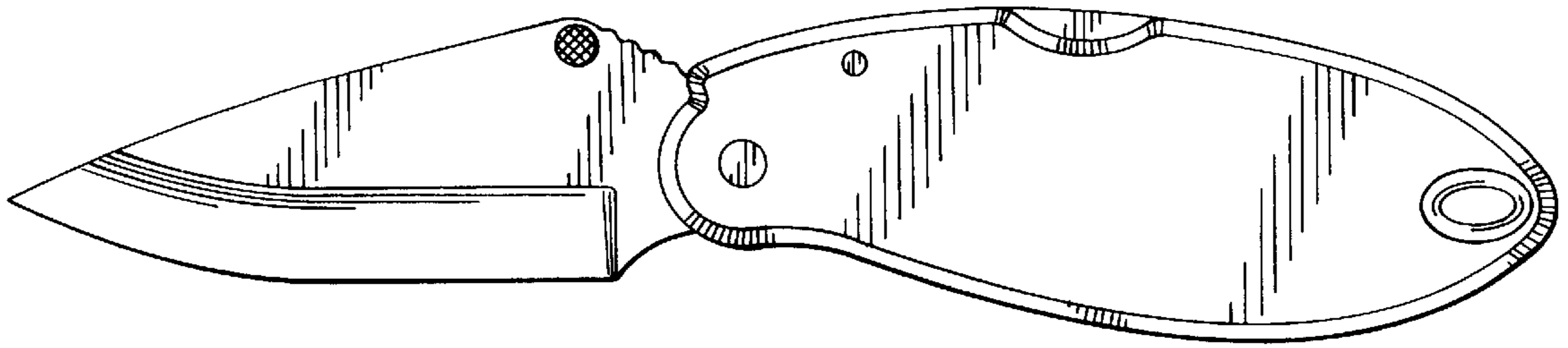


FIG. 1

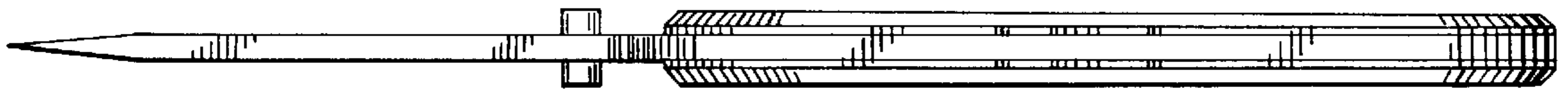


FIG. 2



FIG. 3




FIG. 4



FIG. 5