



US00D407002S

United States Patent [19]

Morton et al.

[11] Patent Number: **Des. 407,002**

[45] Date of Patent: ****Mar. 23, 1999**

[54] **FOLDING KNIFE**

[75] Inventors: **Randolph J. Morton**, Coronado;
Stephen Hull, San Diego; **Brian Macowski**, Cardiff by the Sea, all of Calif.

[73] Assignee: **Buck Knives, Inc.**, El Cajon, Calif.

[**] Term: **14 Years**

[21] Appl. No.: **82,641**

[22] Filed: **Jan. 26, 1998**

[51] **LOC (6) Cl.** **08-03**

[52] **U.S. Cl.** **D8/99**

[58] **Field of Search** D8/98, 99; D22/118;
30/151, 152, 153, 154, 155, 156, 157, 158,
159, 160, 161

[56] **References Cited**

U.S. PATENT DOCUMENTS

- D. 321,820 11/1991 Russell D8/99
- D. 333,604 3/1993 Thompson et al. D8/99
- D. 366,408 1/1996 Sessions et al. D8/99

- D. 367,599 3/1996 Sakai D8/99
- D. 375,242 11/1996 Seber et al. D8/99
- D. 379,294 5/1997 Lum D8/99
- D. 379,579 6/1997 Pohl D8/99
- D. 382,189 8/1997 Viele D8/99
- D. 384,871 10/1997 McWillis D8/99
- D. 389,389 1/1998 Glesser D8/99

Primary Examiner—Philip S. Hyder
Attorney, Agent, or Firm—Gregory Garmong

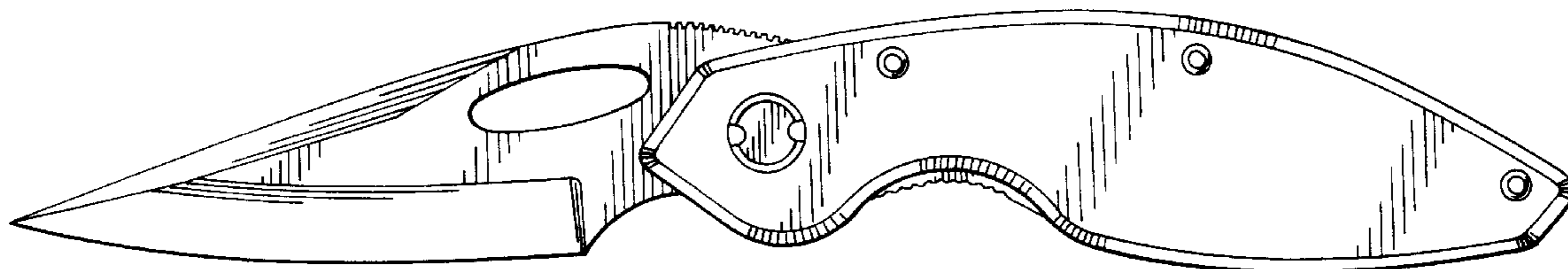
[57] **CLAIM**

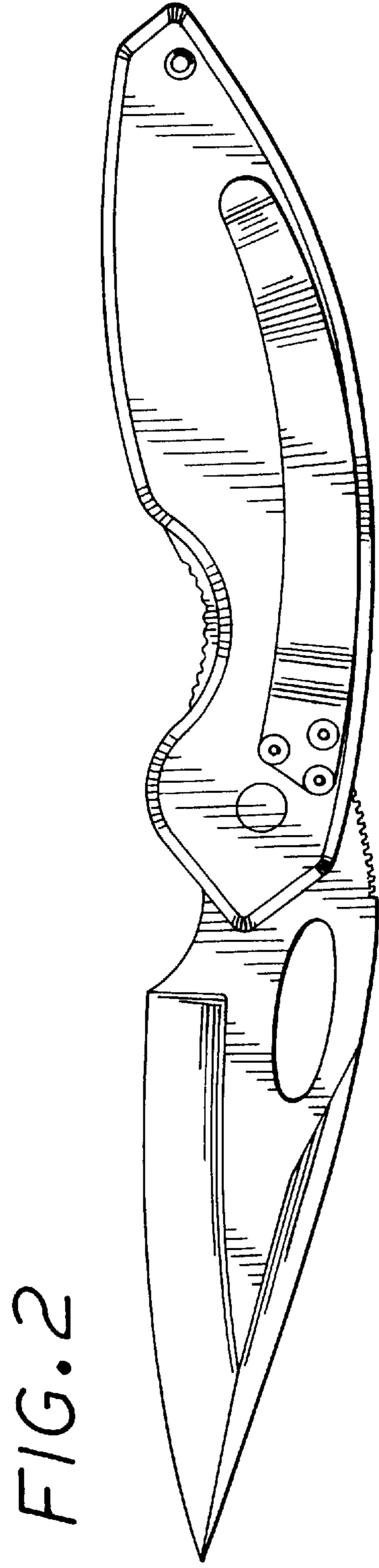
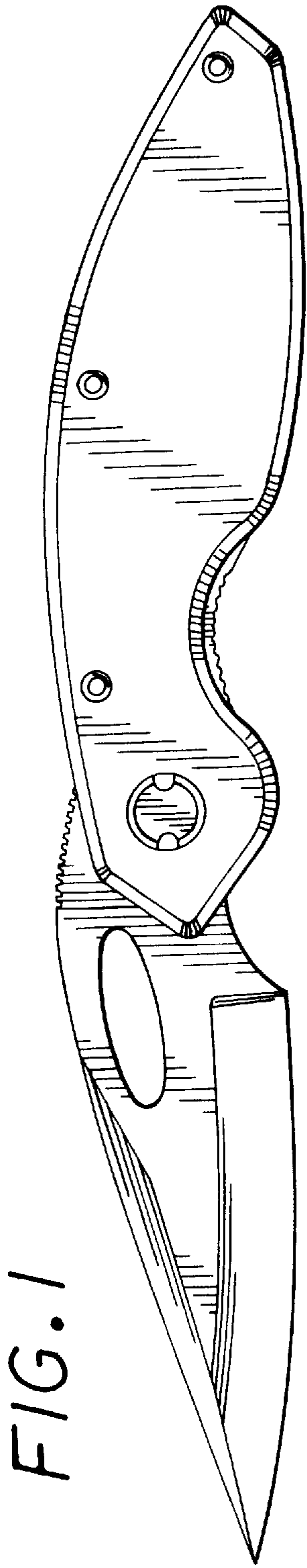
The ornamental design for a folding knife, as shown and described.

DESCRIPTION

FIG. 1 is a left-side elevational view of a folding knife;
FIG. 2 is a right-side elevational view thereof;
FIG. 3 is a top view thereof;
FIG. 4 is a bottom view thereof;
FIG. 5 is a front elevational view thereof from the point end of the folding knife; and,
FIG. 6 is a back elevational view thereof from the butt end of the folding knife.

1 Claim, 2 Drawing Sheets






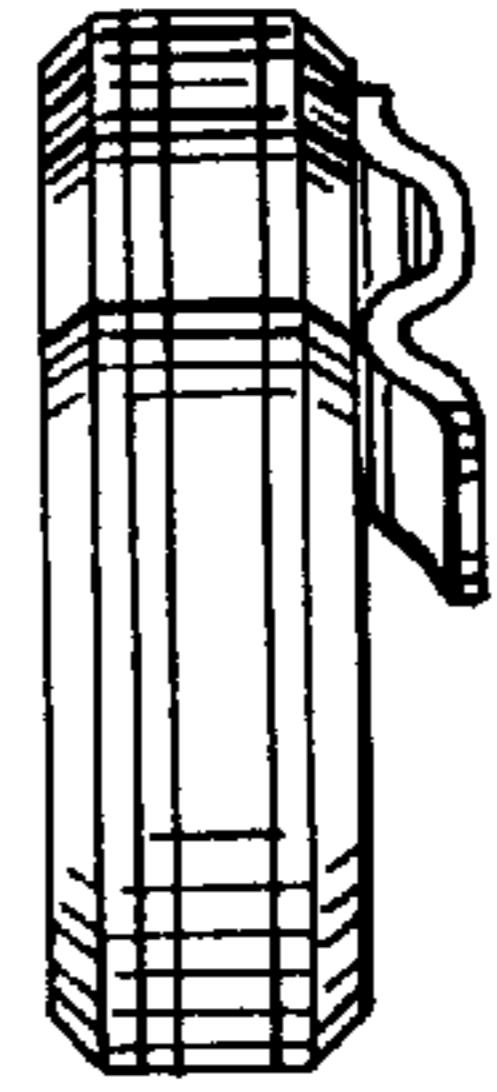
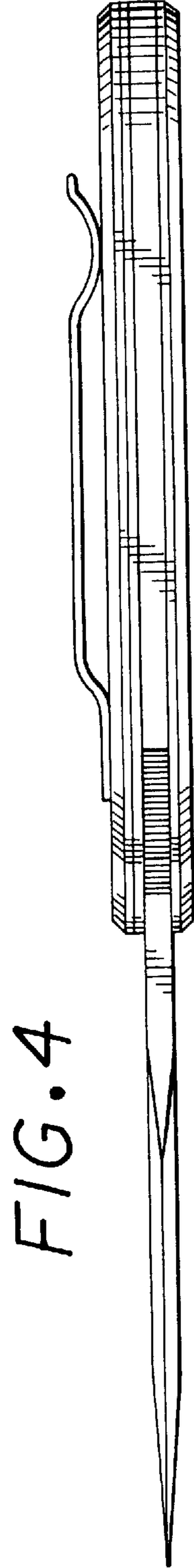
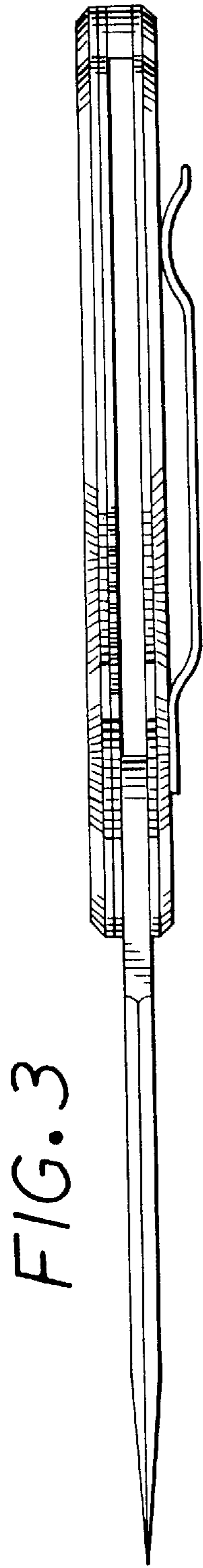


FIG. 5

FIG. 6