



US00D407000S

United States Patent [19] Jacoff

[11] **Patent Number: Des. 407,000**

[45] **Date of Patent: **Mar. 23, 1999**

[54] **HAMMER HANDLE**

[75] Inventor: **Richard Jacoff**, Mineola, N.Y.

[73] Assignee: **Great Neck Saw Manufacturers, Inc.**

[**] Term: **14 Years**

[21] Appl. No.: **75,085**

[22] Filed: **Aug. 12, 1997**

D. 325,863	5/1992	Chen	D8/75
D. 329,796	9/1992	Olson et al.	D8/80
3,844,321	10/1974	Cook	81/19
4,723,582	2/1988	Caspall	81/20
5,372,053	12/1994	Lee	81/20

Primary Examiner—Philip S. Hyder
Attorney, Agent, or Firm—Joseph J. Previto

Related U.S. Application Data

[63] Continuation-in-part of Ser. No. 68,486, Mar. 21, 1997.

[51] **LOC (6) Cl.** **08-02**

[52] **U.S. Cl.** **D8/80; D8/107**

[58] **Field of Search** D8/75, 76, 77,
D8/78, 79, 80; 81/20, 21, 22, 23, 24, 25,
19, 489

References Cited

U.S. PATENT DOCUMENTS

D. 157,883	3/1950	Maxwell	D8/80
D. 237,582	11/1975	Frederick	D8/75
D. 273,359	4/1984	Kolonia	D8/80
D. 285,284	8/1986	Blomqvist	D8/77

[57] CLAIM

The ornamental design of a hammer handle, as shown and described.

DESCRIPTION

FIG. 1 is a perspective view of a hammer handle showing my new design;

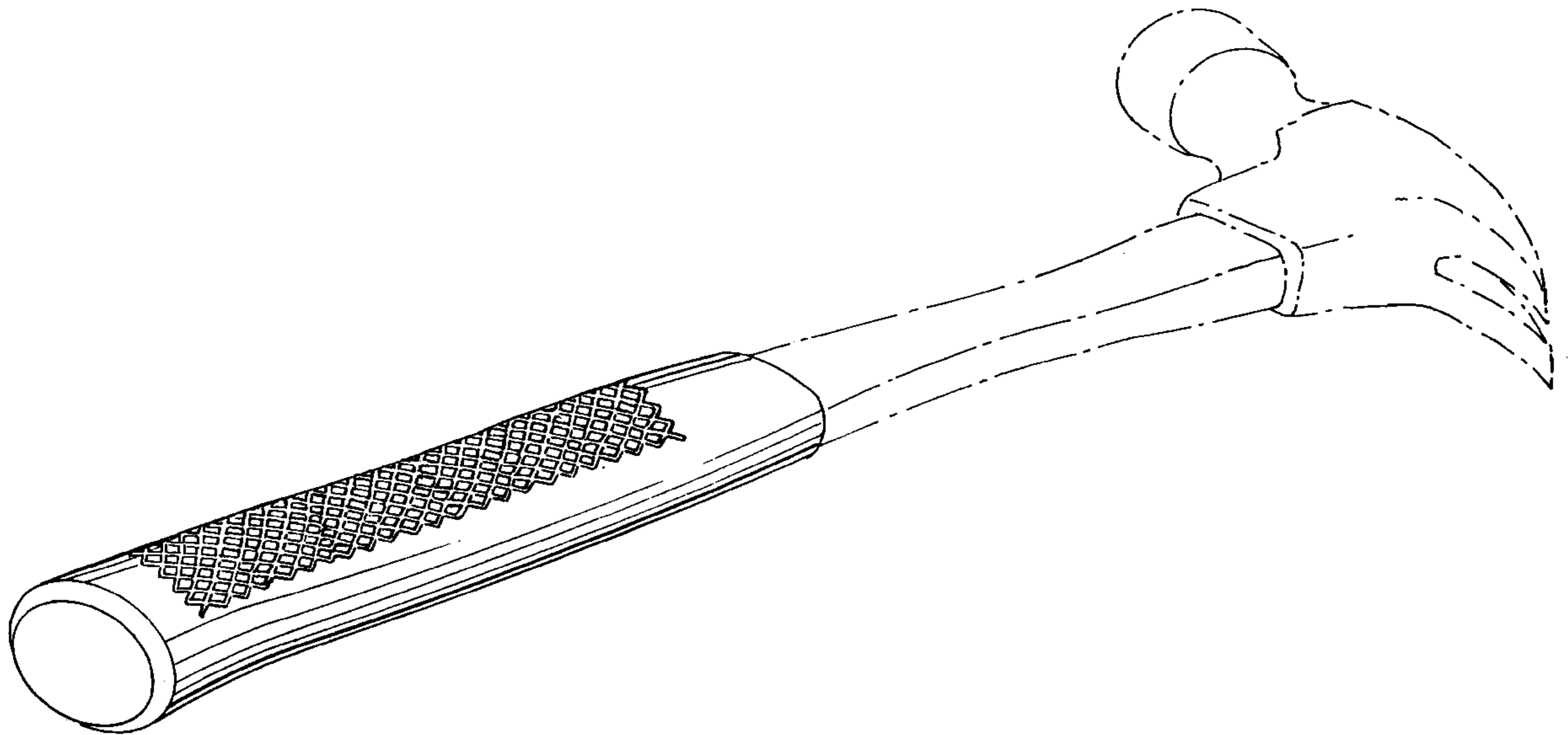
FIG. 2 is a front view thereof, wherein the rear view is identical thereto; and,

FIG. 3 is a side view thereof wherein the opposite side is identical thereto.

The broken line portions of the drawing disclosure are for illustrative purposes only and form no part of the claimed design.

The appearance of the top surface of the handle forms no part of the claimed design.

1 Claim, 2 Drawing Sheets



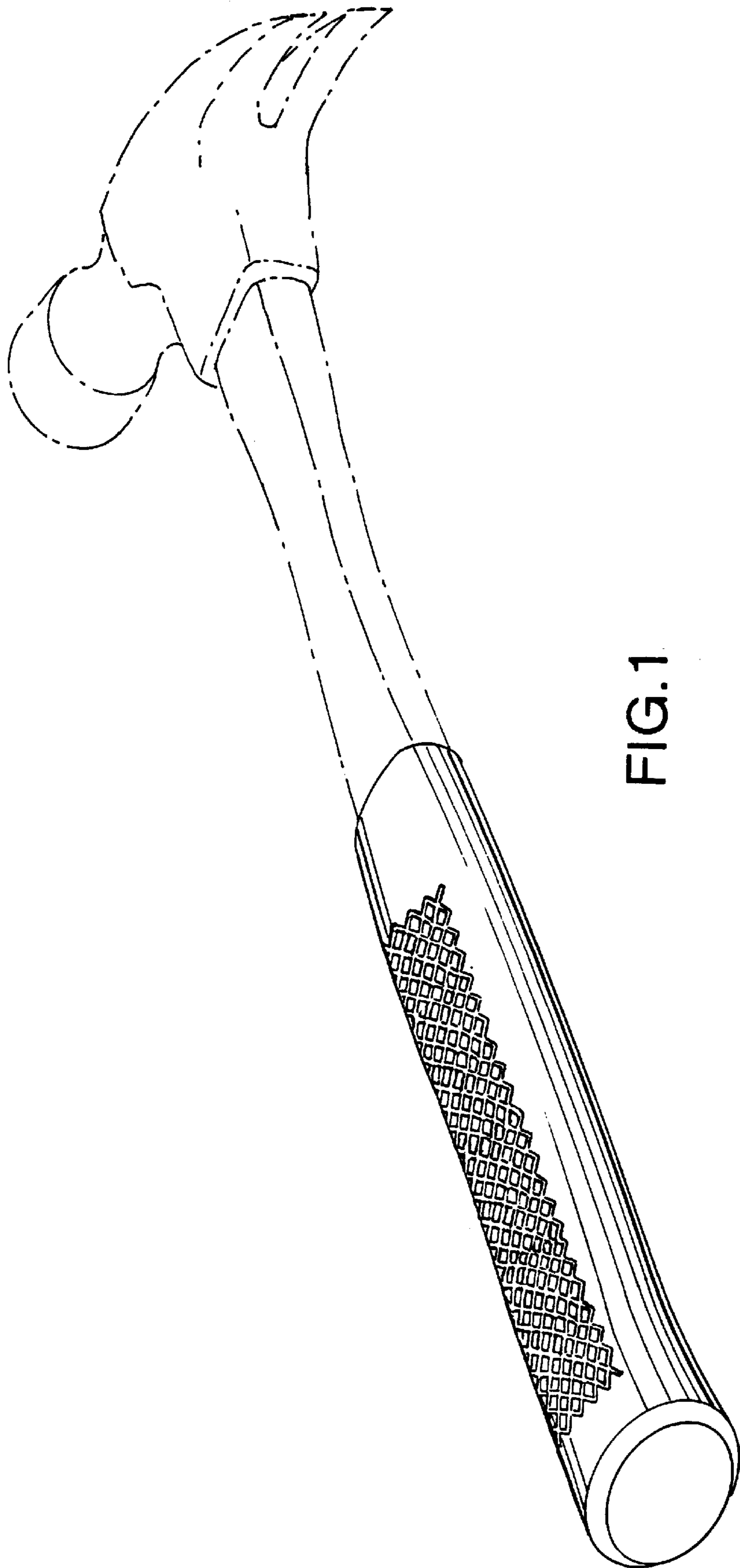


FIG. 1

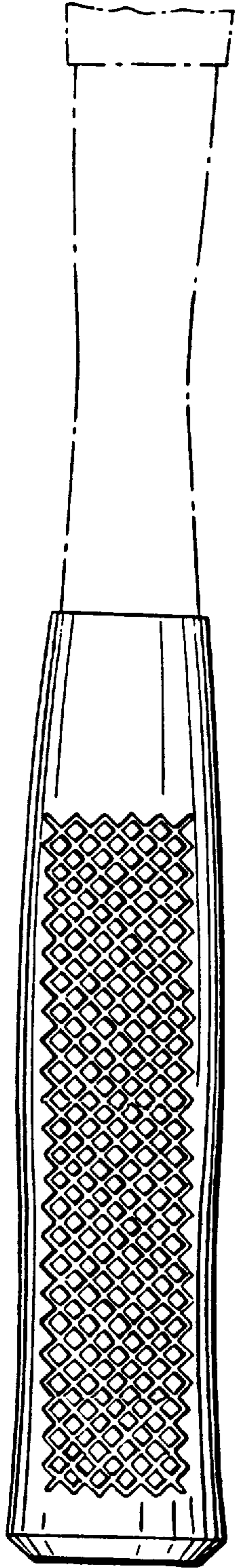


FIG. 2

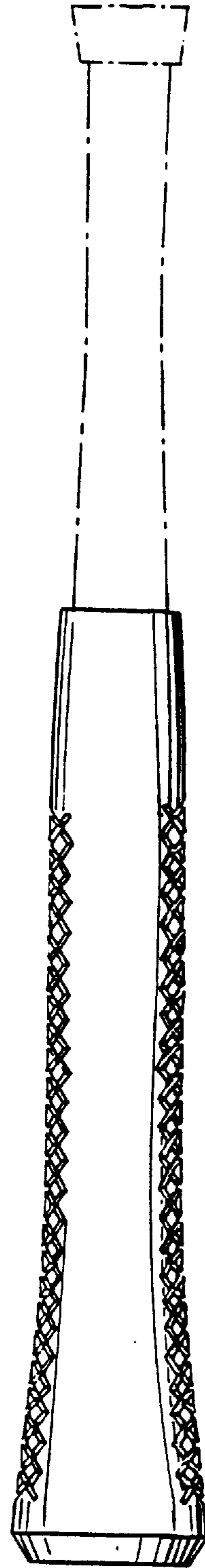


FIG. 3