



US00D406985S

United States Patent [19] Trombly

[11] **Patent Number: Des. 406,985**

[45] **Date of Patent: **Mar. 23, 1999**

[54] **MUG DESIGN**

[75] **Inventor: Edgar F. Trombly, Grosse Point Farms, Mich.**

[73] **Assignee: Punch Products USA, Rahway, N.J.**

[**] **Term: 14 Years**

[21] **Appl. No.: 79,751**

[22] **Filed: Nov. 10, 1997**

[51] **LOC (6) Cl. 07-01**

[52] **U.S. Cl. D7/536; D7/535; D7/533**

[58] **Field of Search** D7/536, 533, 510, D7/511, 523, 509, 513, 512, 532, 534, 619, 622, 535, 531; 220/553, 555, 771, 669, 755, 671, 662, 675, 625, 705, 708, 709

[56] **References Cited**

U.S. PATENT DOCUMENTS

D. 140,658 3/1945 Erbe D7/523

D. 287,322 12/1986 Martin D7/536
D. 307,089 4/1990 Lage D7/536
D. 314,309 2/1991 Thorp D7/536
D. 380,348 7/1997 Burns et al. D7/536
D. 386,942 12/1997 McConnell D7/536 X
D. 388,281 12/1997 Trombly D7/515
5,570,797 11/1996 Yeh 220/713 X

Primary Examiner—M. N. Pandozzi

Attorney, Agent, or Firm—Howard C. Miskin

[57] **CLAIM**

The ornamental design for a mug design, as shown and described.

DESCRIPTION

FIG. 1 is a perspective view of a mug showing my new design;

FIG. 2 is a front elevational view;

FIG. 3 is a rear elevational view;


FIG. 4 is a left side view;

FIG. 5 is a right side view;

FIG. 6 is a top plan view; and,

FIG. 7 is a bottom plan view.

1 Claim, 4 Drawing Sheets






FIG. 1




FIG. 2




FIG. 3

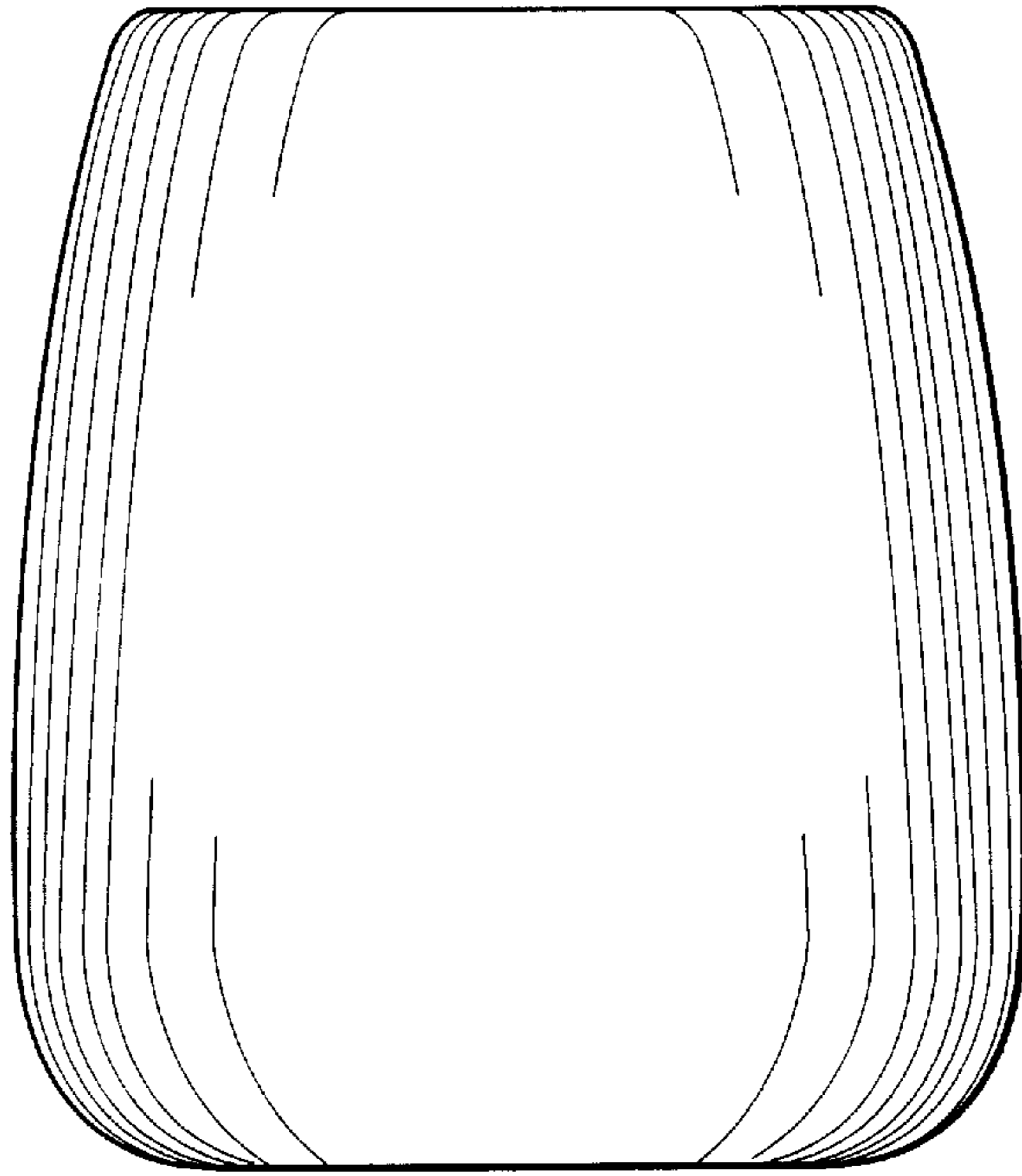


FIG. 4

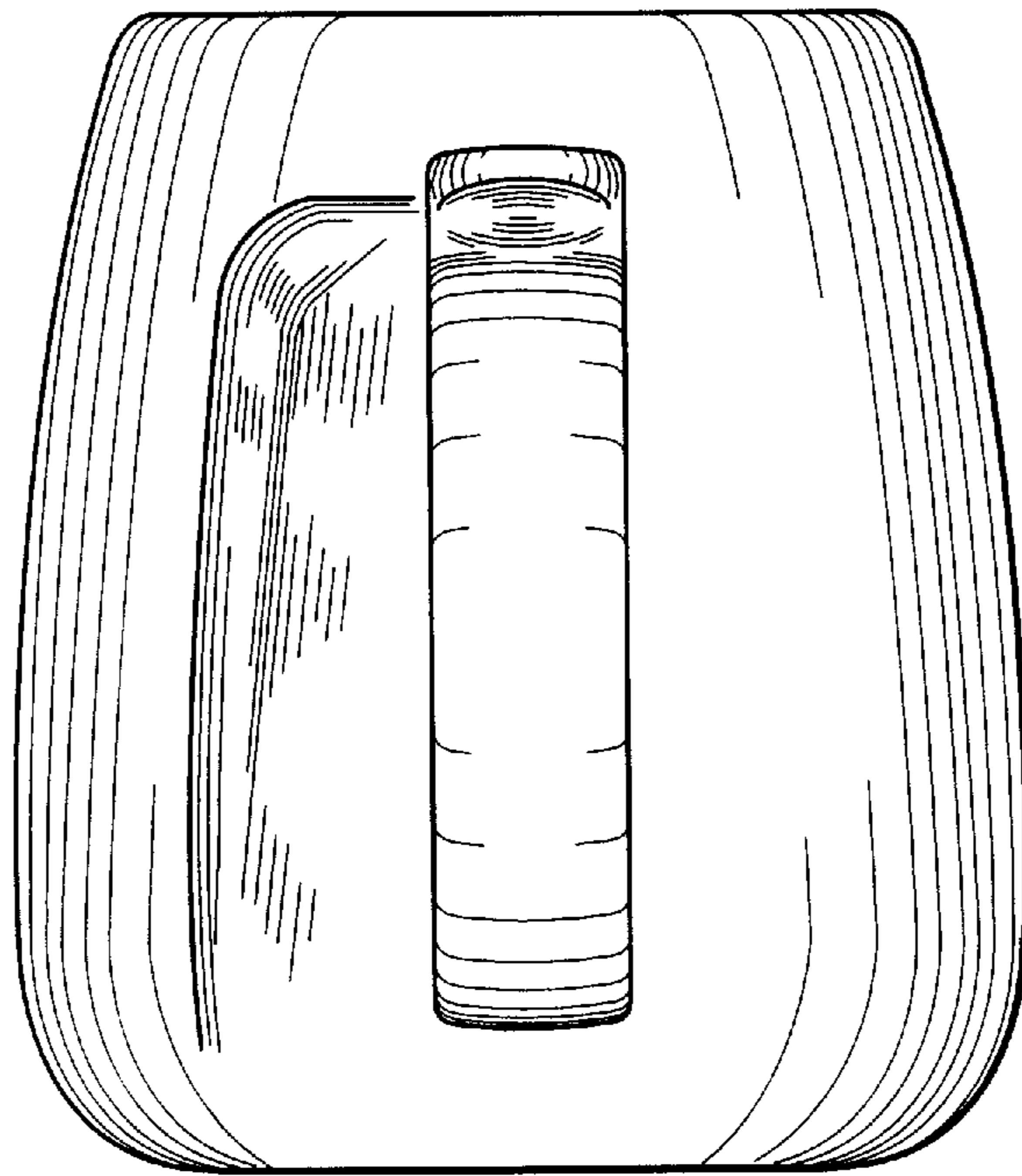


FIG. 5

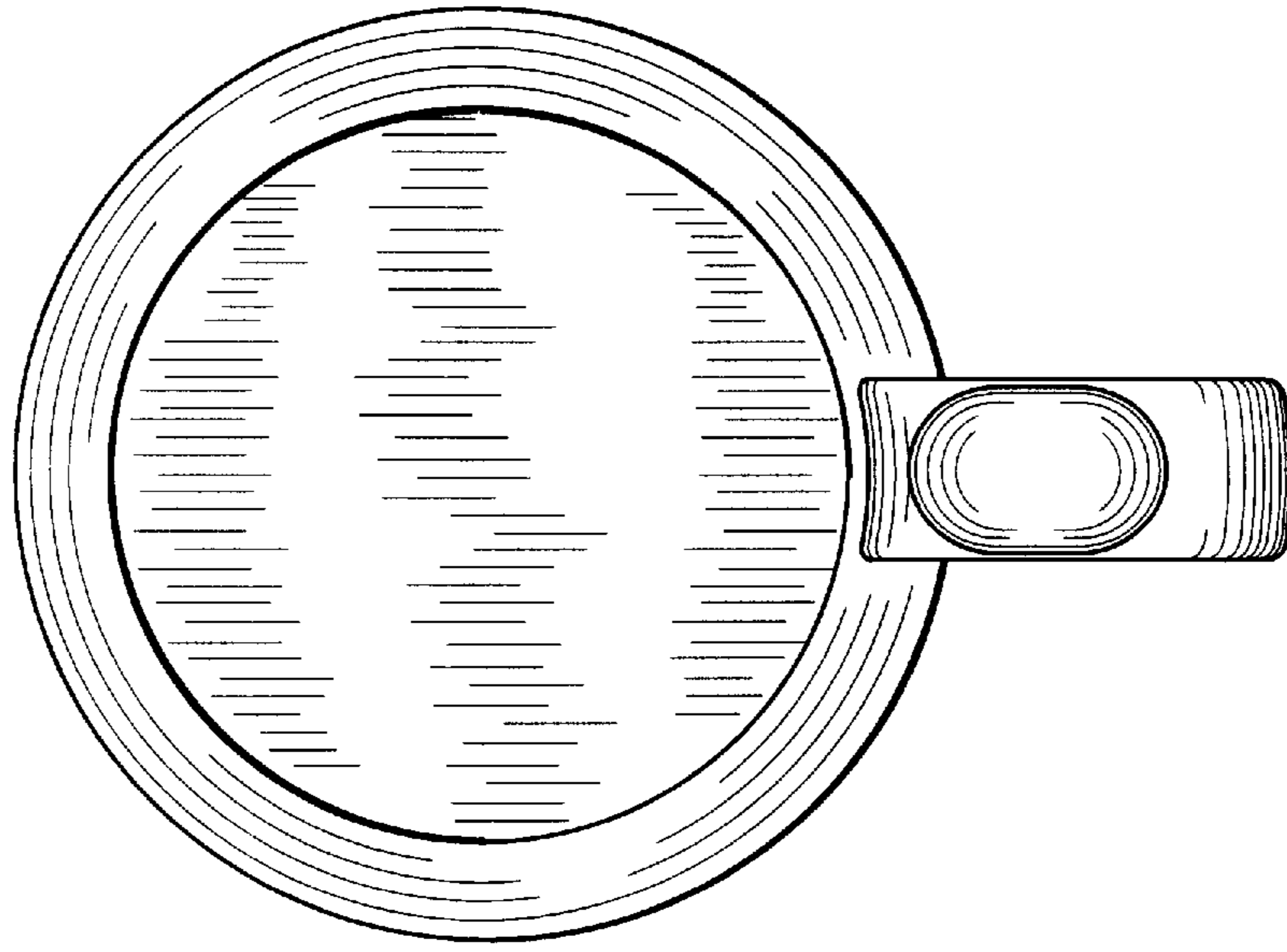


FIG. 6

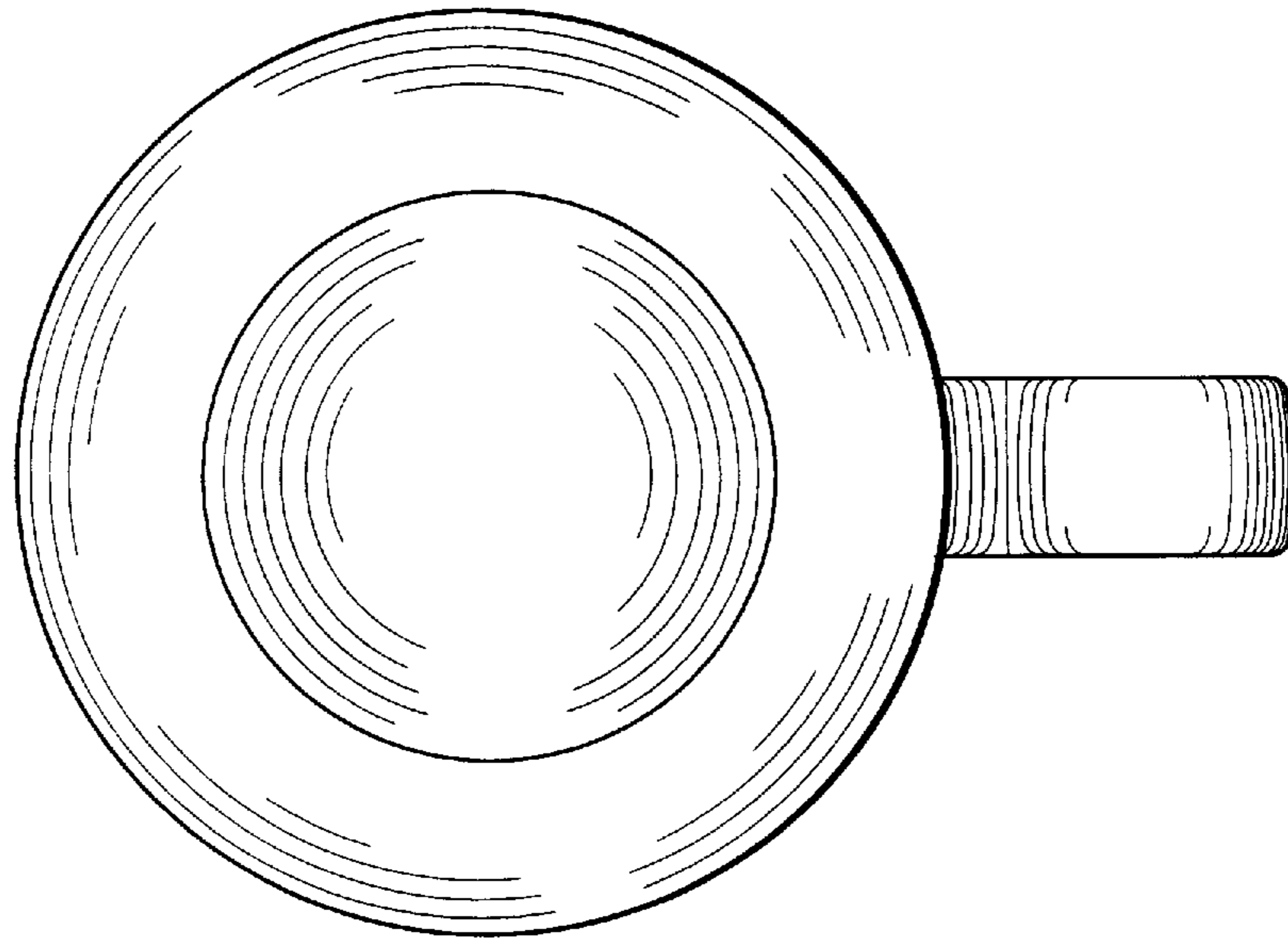


FIG. 7