



US00D406959S

United States Patent [19]

Bezzerides

[11] Patent Number: **Des. 406,959**

[45] Date of Patent: ****Mar. 23, 1999**

[54] **COOLER DISPLAY RACK**

[75] Inventor: **George Bezzerides**, Benicia, Calif.

[73] Assignee: **Bezzerides Company**, Benicia, Calif.

[**] Term: **14 Years**

[21] Appl. No.: **83,904**

[22] Filed: **Feb. 19, 1998**

[51] **LOC (6) Cl.** **06-04**

[52] **U.S. Cl.** **D6/462**

[58] **Field of Search** D6/509, 511, 462-468, D6/566, 574; D15/89; 62/378, 382, 251; 211/41.4, 85.26, 85.31, 90.03, 133.2, 133.5, 134, 153, 175, 181.1; 108/143, 147.11, 147.12, 147.13, 147.14, 147.15, 147.16, 147.17, 157.13; 248/175, 302; 312/321.5, 128

D. 375,860	11/1996	Coretti, Jr. et al.	D6/566
D. 383,933	9/1997	Robertson	D6/511
2,033,792	3/1936	Sywert et al.	211/153
2,169,763	8/1939	Kucher	211/153
2,581,363	1/1952	Creadon	211/134
2,889,054	6/1959	Wheeler	211/153

Primary Examiner—James Gandy
Assistant Examiner—Linda Brooks
Attorney, Agent, or Firm—Majestic, Parsons, Siebert & Hsue

[57] CLAIM

The ornamental design for a cooler display rack, as shown and described.

DESCRIPTION

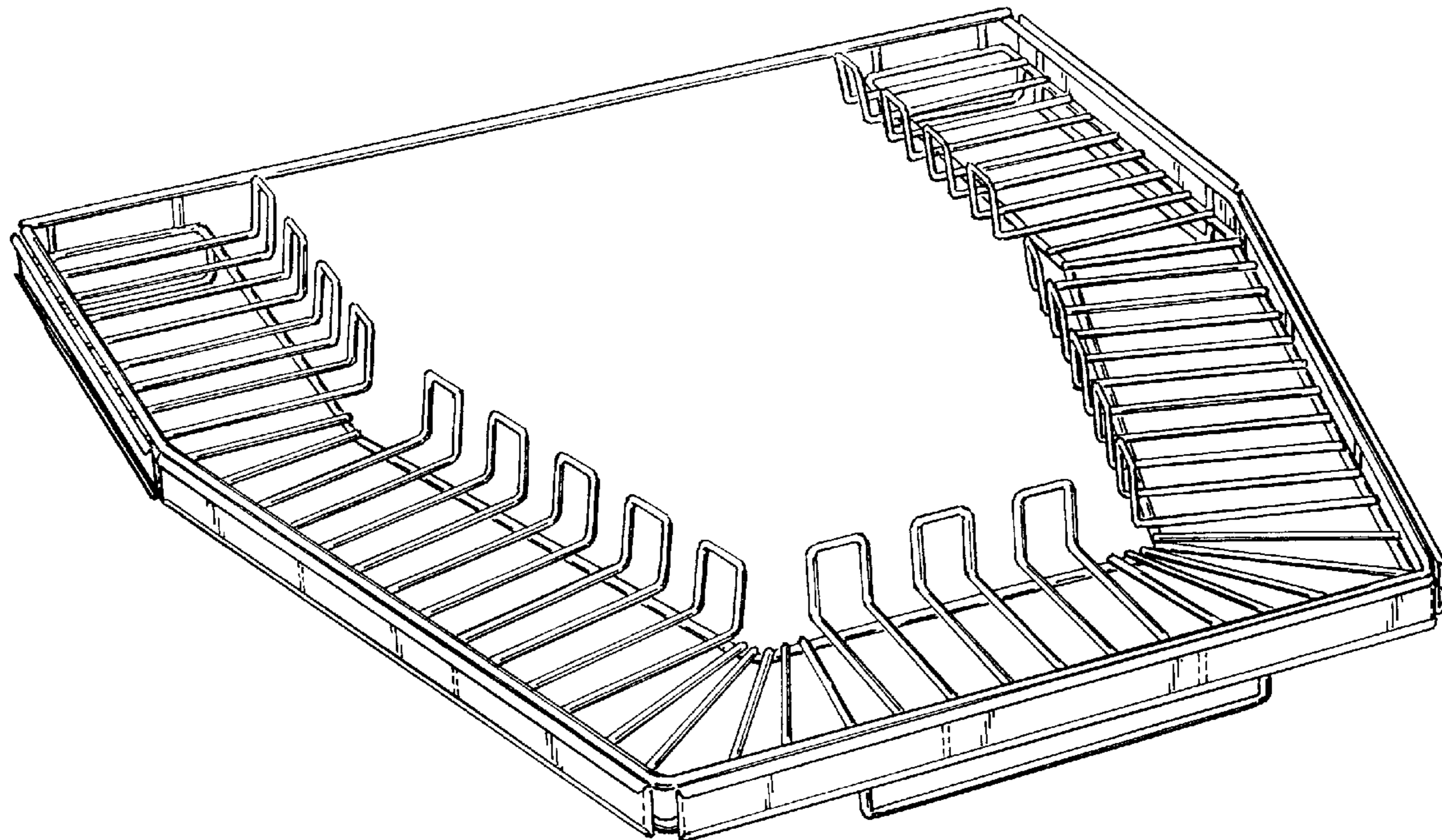
FIG. 1 is a perspective view showing the top, front, and left side of the cooler display rack, with labels shown in broken lines for purposes of illustration only and forming no part of the claimed design; FIG. 2 is a right side elevational view thereof, the left side elevational view being a mirror image; FIG. 3 is a rear elevational view of thereof; and, FIG. 4 is a bottom plan view thereof.

[56] References Cited

U.S. PATENT DOCUMENTS

D. 287,202	12/1986	Trubiano	D6/566
D. 289,479	4/1987	Brancher	D6/511
D. 326,579	6/1992	Leeds	D6/511

1 Claim, 2 Drawing Sheets



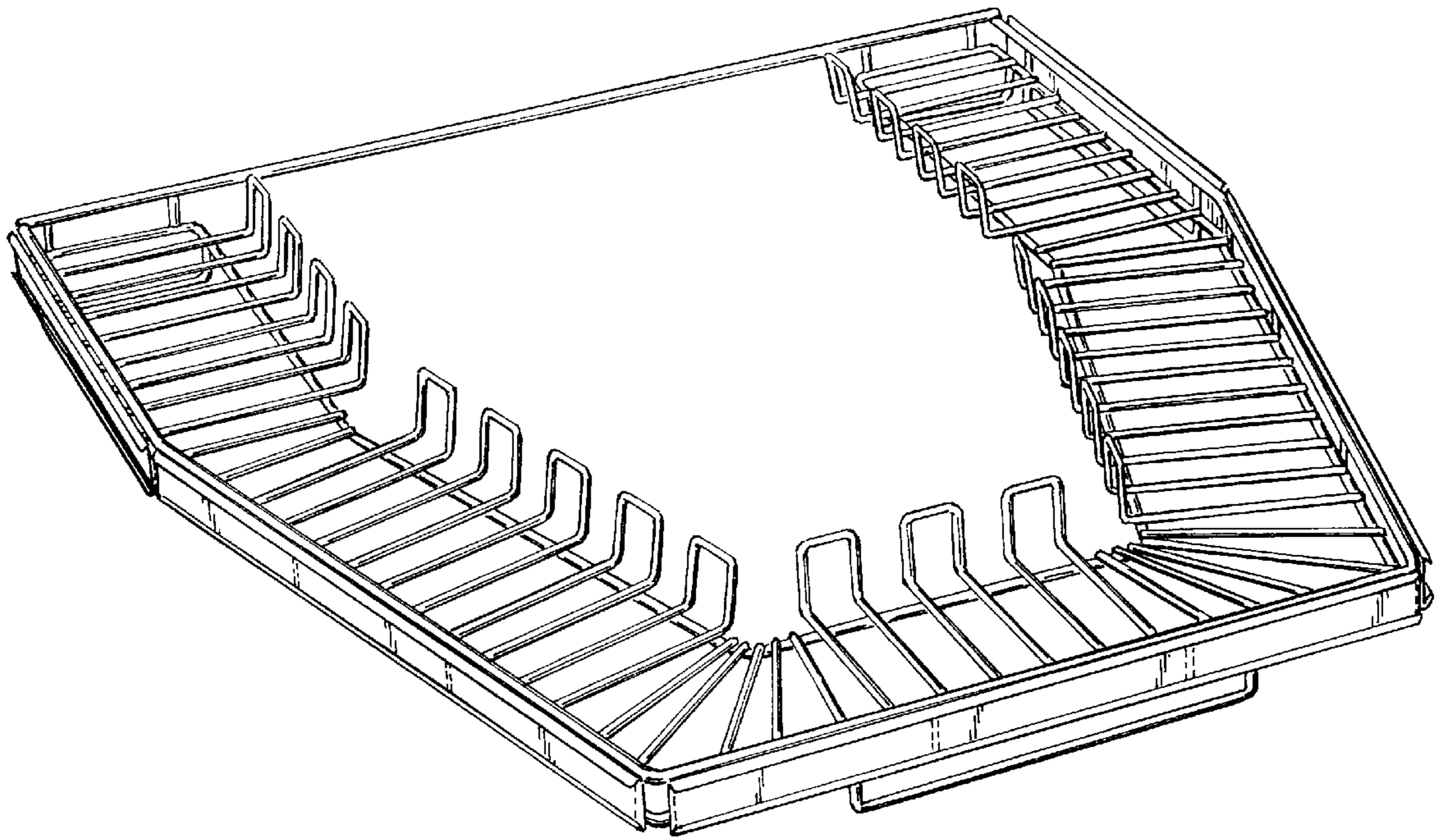


FIG. 1.




FIG. 2.

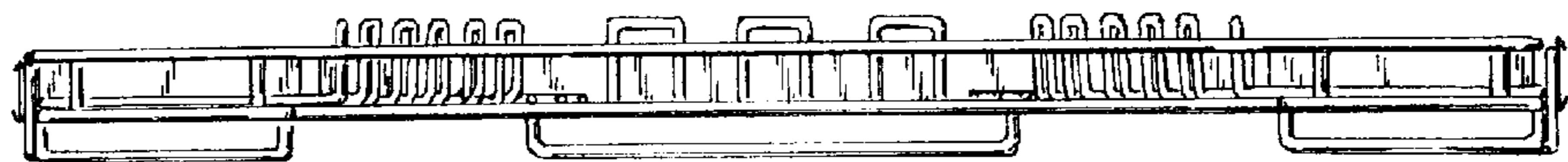


FIG. 3.

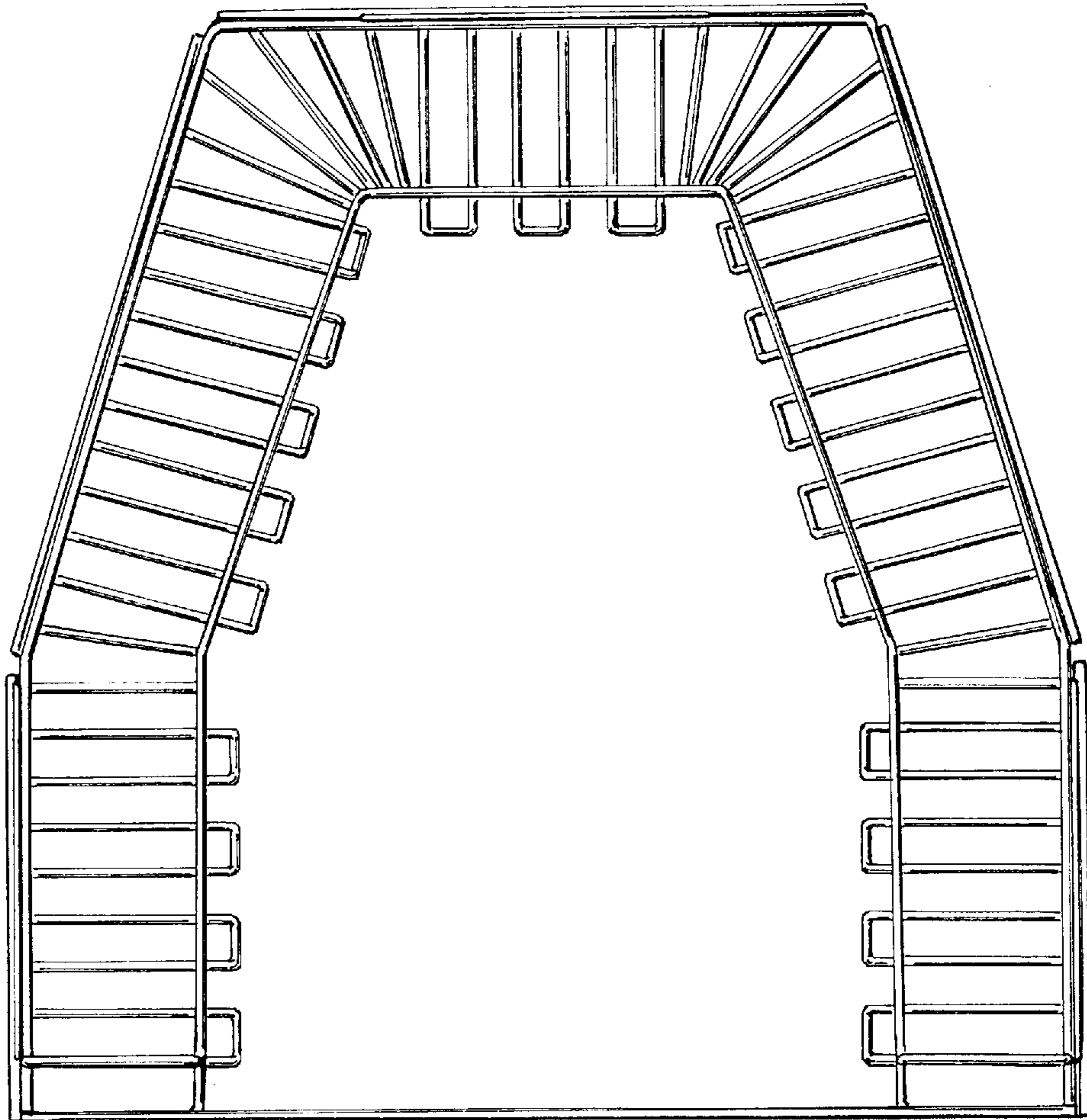


FIG. 4.