



US00D406952S

United States Patent [19] Grosfillex

[11] Patent Number: **Des. 406,952**

[45] Date of Patent: *****Mar. 23, 1999**

[54] **ARMCHAIR WITH BACK INSERT**

[75] Inventor: **Raymond Grosfillex**, Oyonnax, France

[73] Assignee: **Grosfillex Sarl**, Oyonnax, France

[*] Notice: The term of this patent shall not extend beyond the expiration date of Pat. No. Des. 403,875.

[**] Term: **14 Years**

[21] Appl. No.: **76,506**

[22] Filed: **Sep. 12, 1997**

[30] **Foreign Application Priority Data**

Mar. 12, 1997 [XH] Hague Agreement DMA/003627

[51] **LOC (6) Cl.** **06-01**

[52] **U.S. Cl.** **D6/379; D6/369; D6/380**

[58] **Field of Search** D6/334, 335, 369, D6/370, 374, 375, 379, 380, 500, 501, 502; 297/239, 446.1, 451.9, DIG. 2

[56] **References Cited**

U.S. PATENT DOCUMENTS

D. 338,115 8/1993 Grosfillex D6/370

D. 366,774	2/1996	Frinier	D6/370
D. 368,382	4/1996	Grosfillex	D6/370
D. 368,385	4/1996	Grosfillex	D6/379
D. 370,361	6/1996	Grosfillex	D6/379
D. 381,825	8/1997	Grosfillex	D6/369
D. 386,010	11/1997	Grosfillex	D6/369
D. 389,329	1/1998	Krause et al.	D6/370

Primary Examiner—Gary D. Watson
Attorney, Agent, or Firm—Dowell & Dowell, P.C.

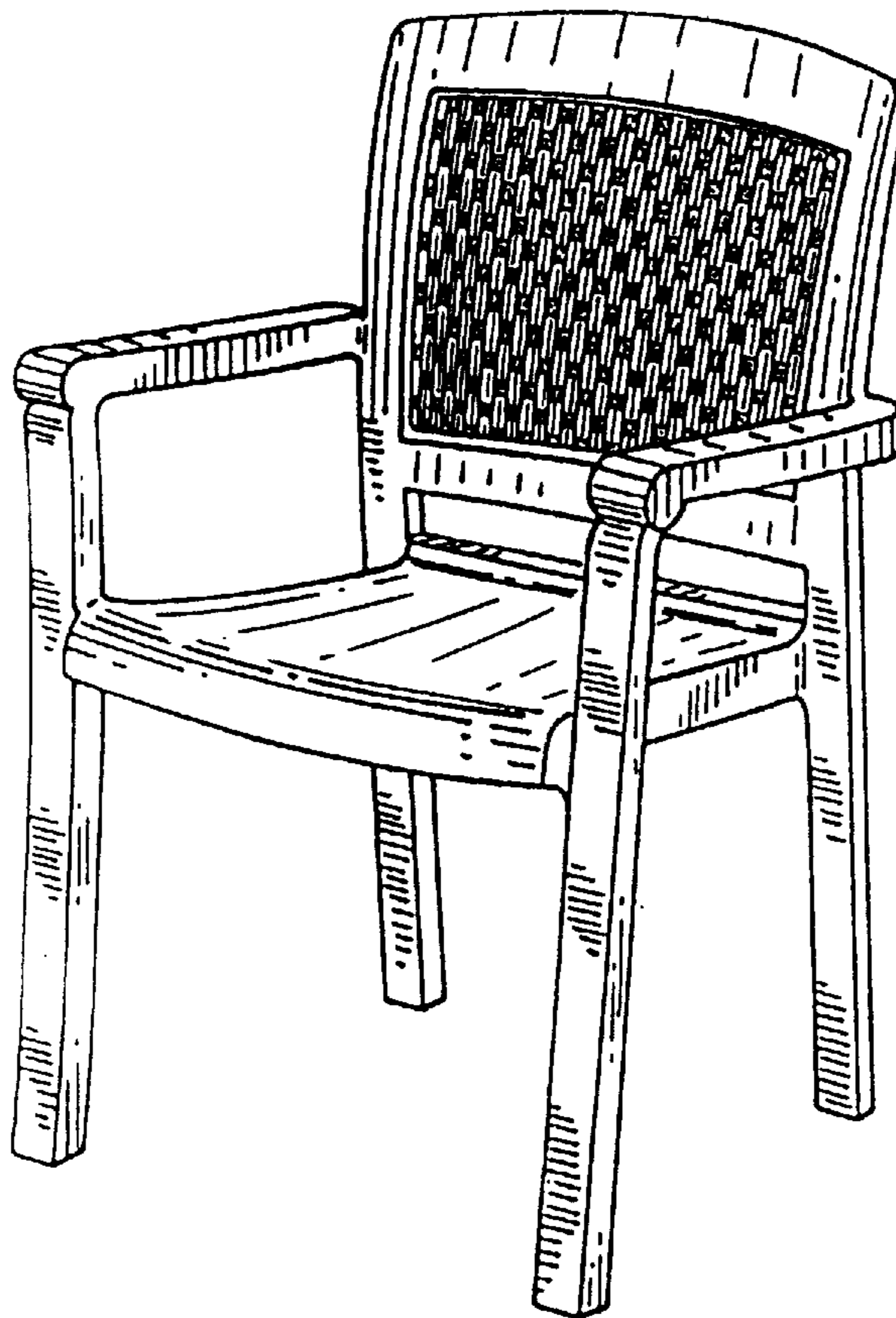
[57] **CLAIM**

The ornamental design for an armchair with back insert, as shown and described.

DESCRIPTION

FIG. 1 is a front perspective view of an armchair with back insert showing my new design;
FIG. 2 is a front elevational view thereof;
FIG. 3 is a top plan view thereof;
FIG. 4 is a right side view thereof;
FIG. 5 is a rear view thereof;
FIG. 6 is a bottom plan view thereof; and,
FIG. 7 is a left side view thereof.

1 Claim, 3 Drawing Sheets






FIG. 1

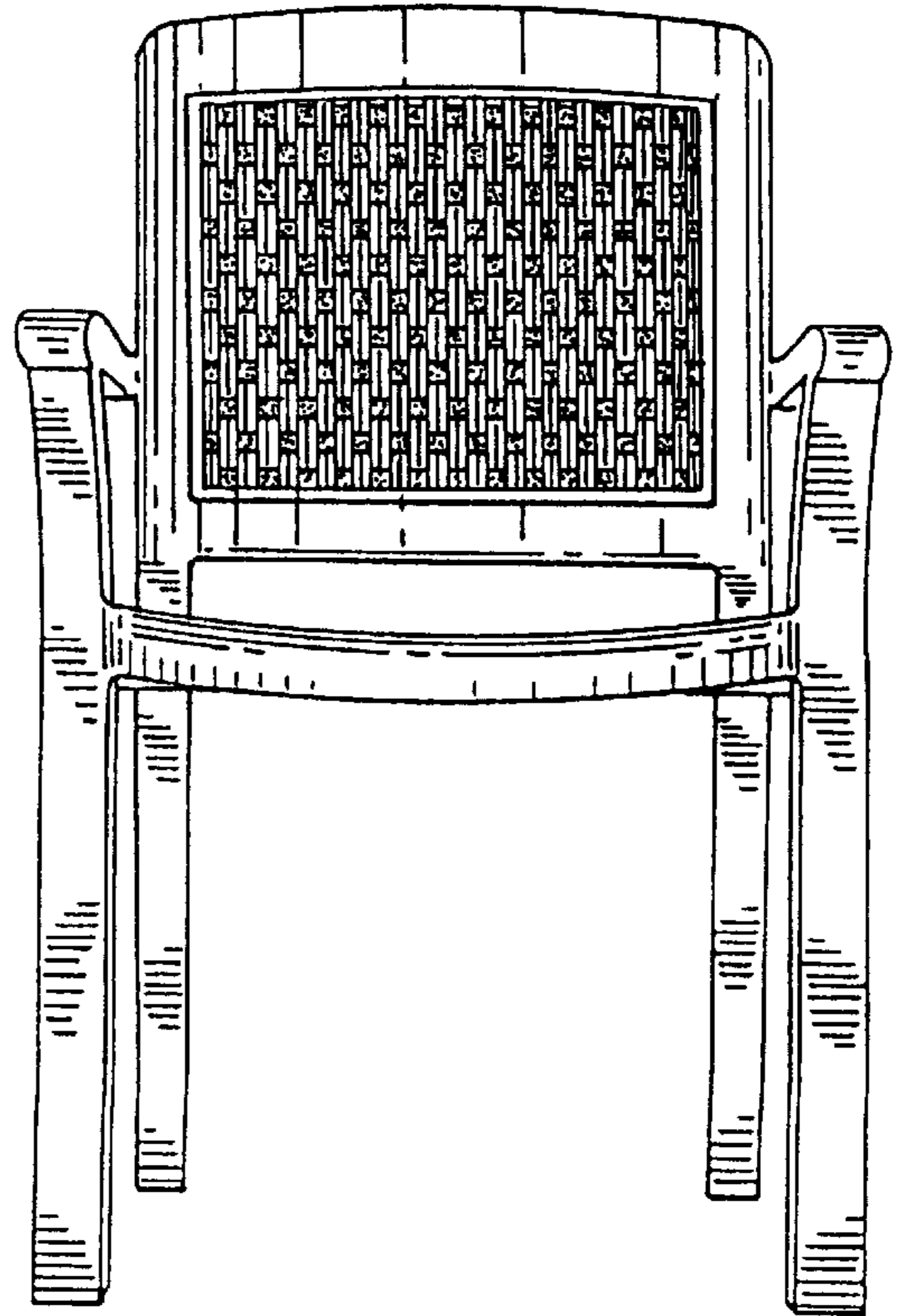


FIG. 2




FIG. 3




FIG. 4

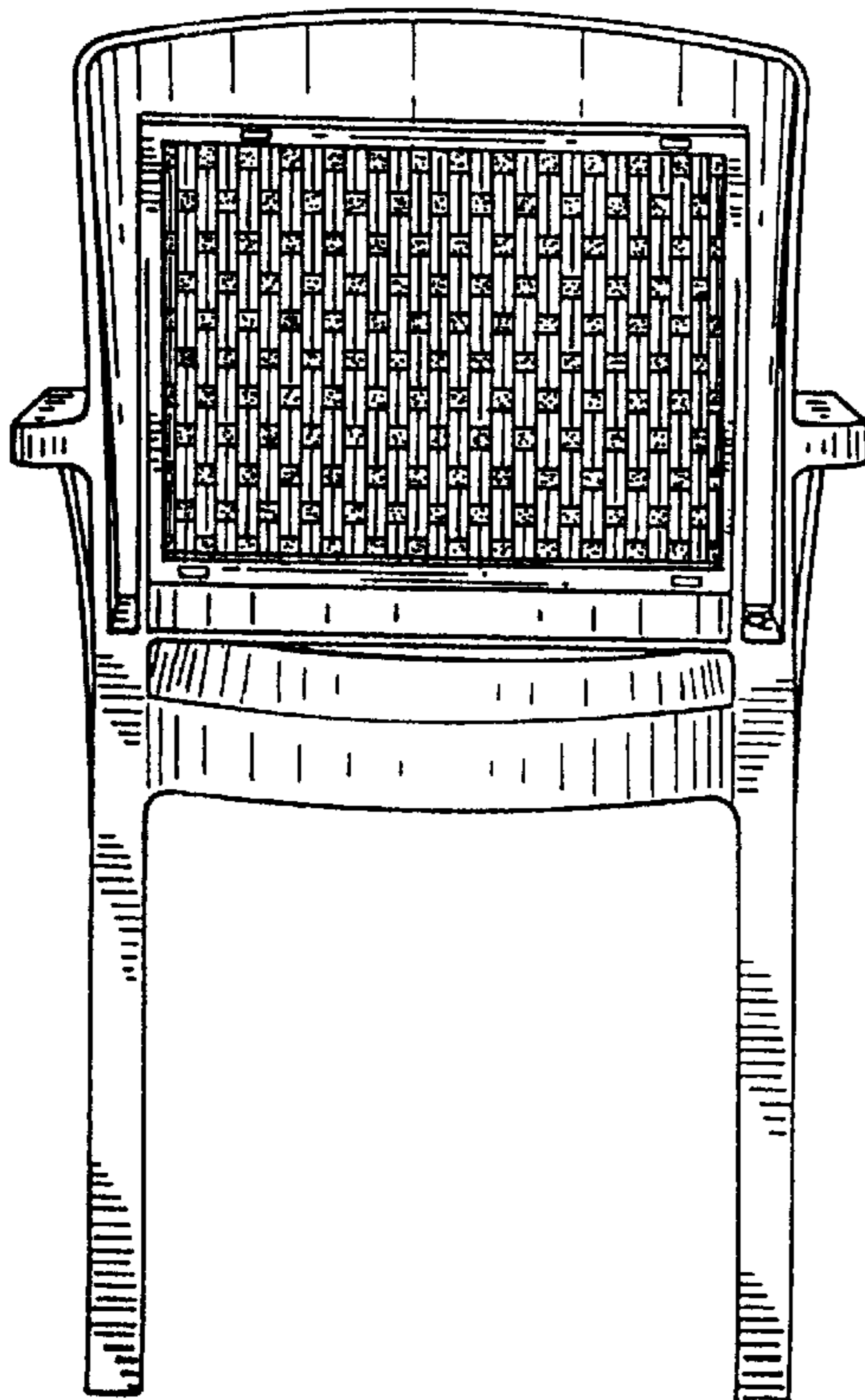


FIG. 5




FIG. 6

FIG. 7

