



US00D406936S

United States Patent [19]

[11] **Patent Number: Des. 406,936**

Sivret et al.

[45] **Date of Patent: **Mar. 23, 1999**

[54] **HEAD APPAREL**

3,983,580	10/1976	Zeiber	2/174
4,334,325	6/1982	Walkusky	2/202
5,142,706	9/1992	Layhon .	
5,251,336	10/1993	Nevins .	

[76] Inventors: **Robert Darryll Sivret**, 3416 62nd SW., Seattle, Wash. 98116; **Dave Ross MacLaskey**, 12741 NE. Glisan, Portland, Oreg. 97230

OTHER PUBLICATIONS

[**] Term: **14 Years**

Gotta Go, Inc., Promotional Flyer Not Dated.

[21] Appl. No.: **86,257**

Primary Examiner—Paula A. Mortimer

[22] Filed: **Apr. 8, 1998**

Attorney, Agent, or Firm—Matthew J. Marquardt; David L. Garrison

Related U.S. Application Data

[57] **CLAIM**

We claim the ornamental design for head apparel, as shown.

[63] Continuation of Ser. No. 759,552, Dec. 4, 1996, Pat. No. 5,765,230, which is a continuation of Ser. No. 327,523, Oct. 21, 1994, abandoned.

DESCRIPTION

[51] **LOC (6) Cl.** **02-03**

FIG. 1 is a left side elevational view of head apparel showing our new design, the right side is a mirror image;

[52] **U.S. Cl.** **D2/881; D2/865**

FIG. 2 is a rear elevational view thereof;

[58] **Field of Search** D2/865, 866, 872,

FIG. 3 is a front elevational view thereof;

D2/878, 879, 882, 881, 758; D29/100, 103, 105, 106; 2/4, 5, 6, 10, 84, 17, 195.1, 206, 207, 209.11, 209.12, 202

FIG. 4 is a top plan view thereof;

FIG. 5 is a bottom plan view thereof;

[56] **References Cited**

U.S. PATENT DOCUMENTS

D. 374,332	10/1996	Brister et al.	D2/881
996,739	7/1911	Vinston .	
1,398,165	11/1921	Whitebide .	
2,136,380	11/1938	Garrison	2/84
2,439,382	4/1948	DeGrazia	2/84
2,581,366	1/1952	DeGrazia	2/84
3,458,865	8/1969	Austin et al.	2/202 X
3,562,813	2/1971	Origer	D28/19 X
3,781,916	1/1974	Vitol	2/202 X

FIG. 6 is a front perspective view in an alternate position;

FIG. 7 is a front perspective view in an alternate position;

FIG. 8 is a front perspective view in an alternate position;

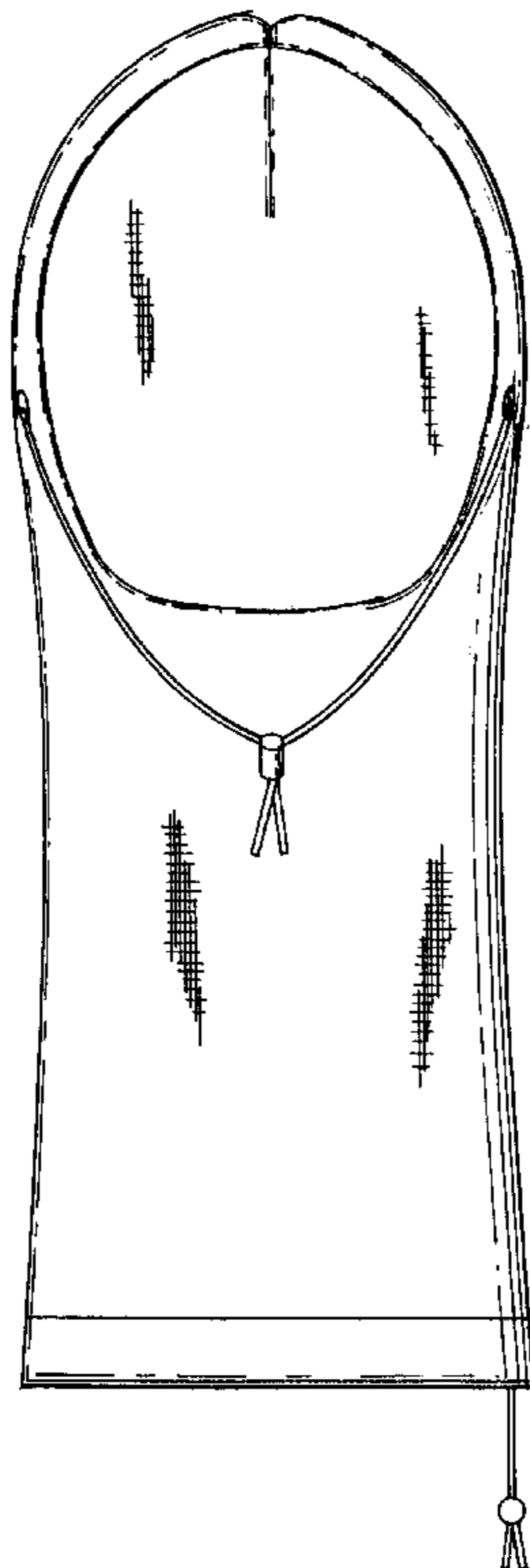
FIG. 9 is a front perspective view in an alternate position;

and,

FIG. 10 is a right side perspective view of our design for head apparel, in another configuration as the design might be worn by a user, showing additional ornamental aspects of the design.

The broken line showing of the human form in FIGS. 6,7,8,9,10 is for illustrative purposes only and forms no part of the claimed design.

1 Claim, 3 Drawing Sheets



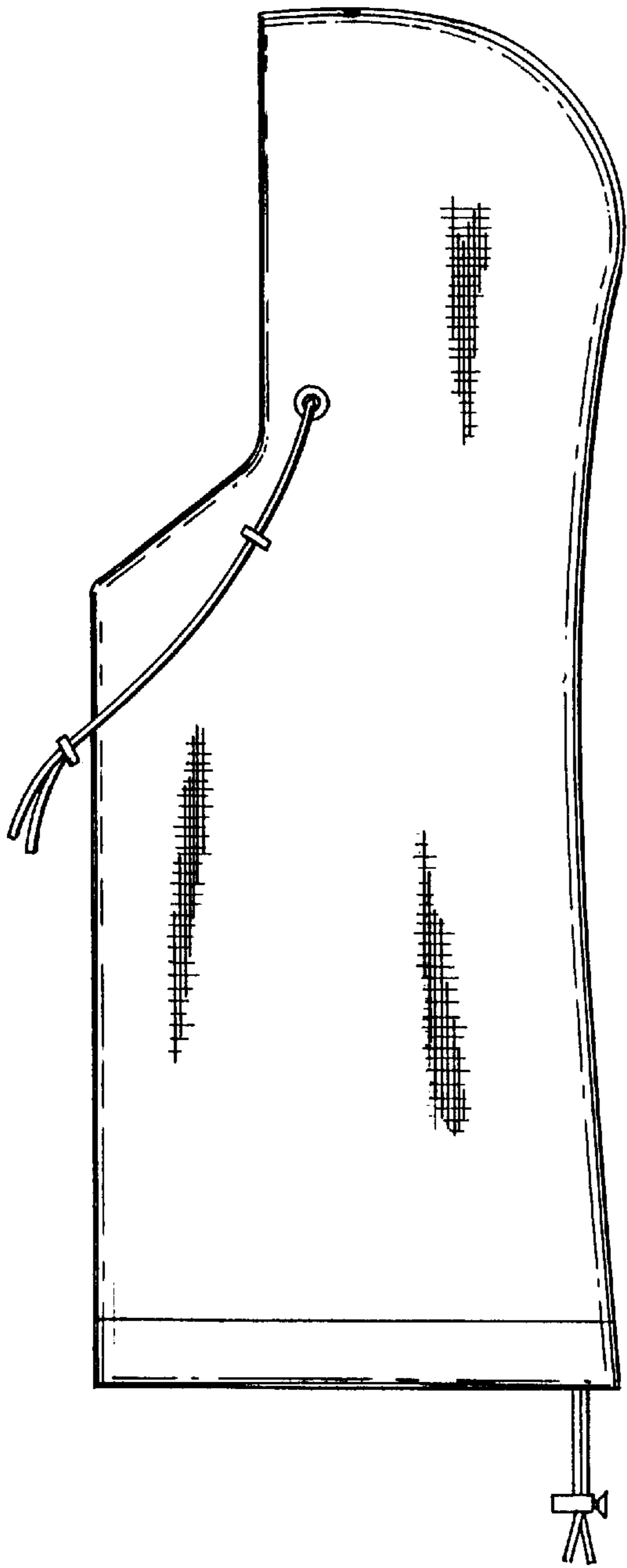


FIG. 1




FIG. 2

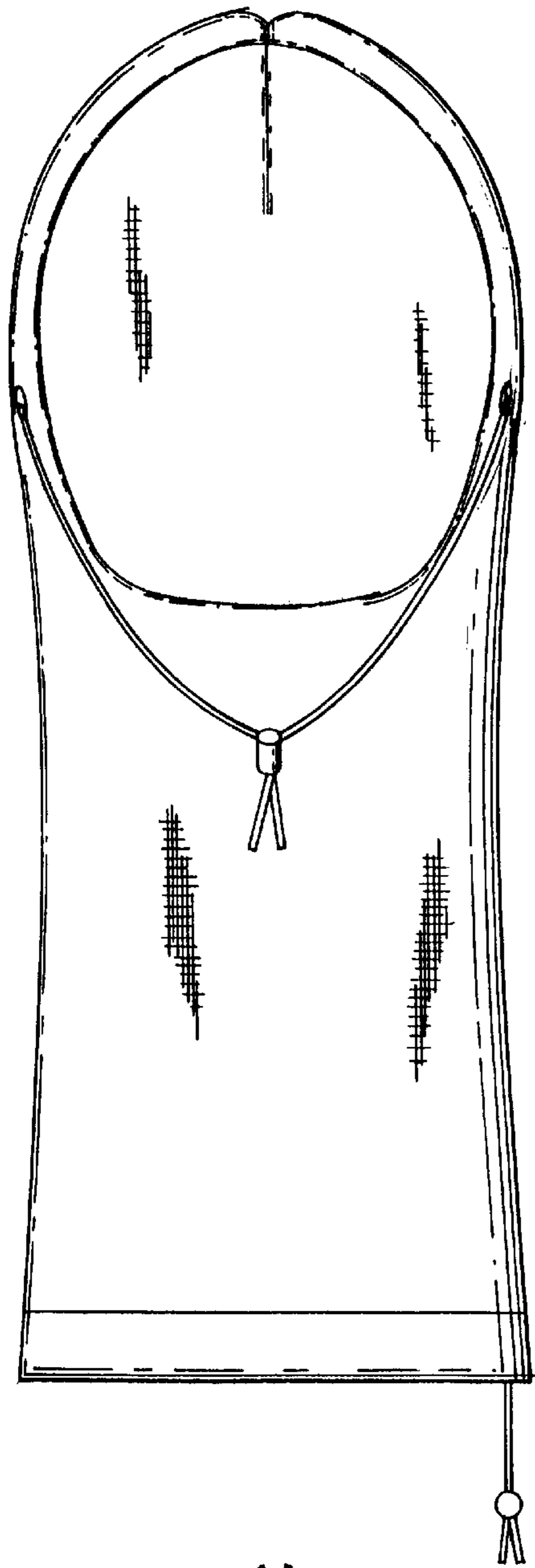


FIG. 3

FIG. 4

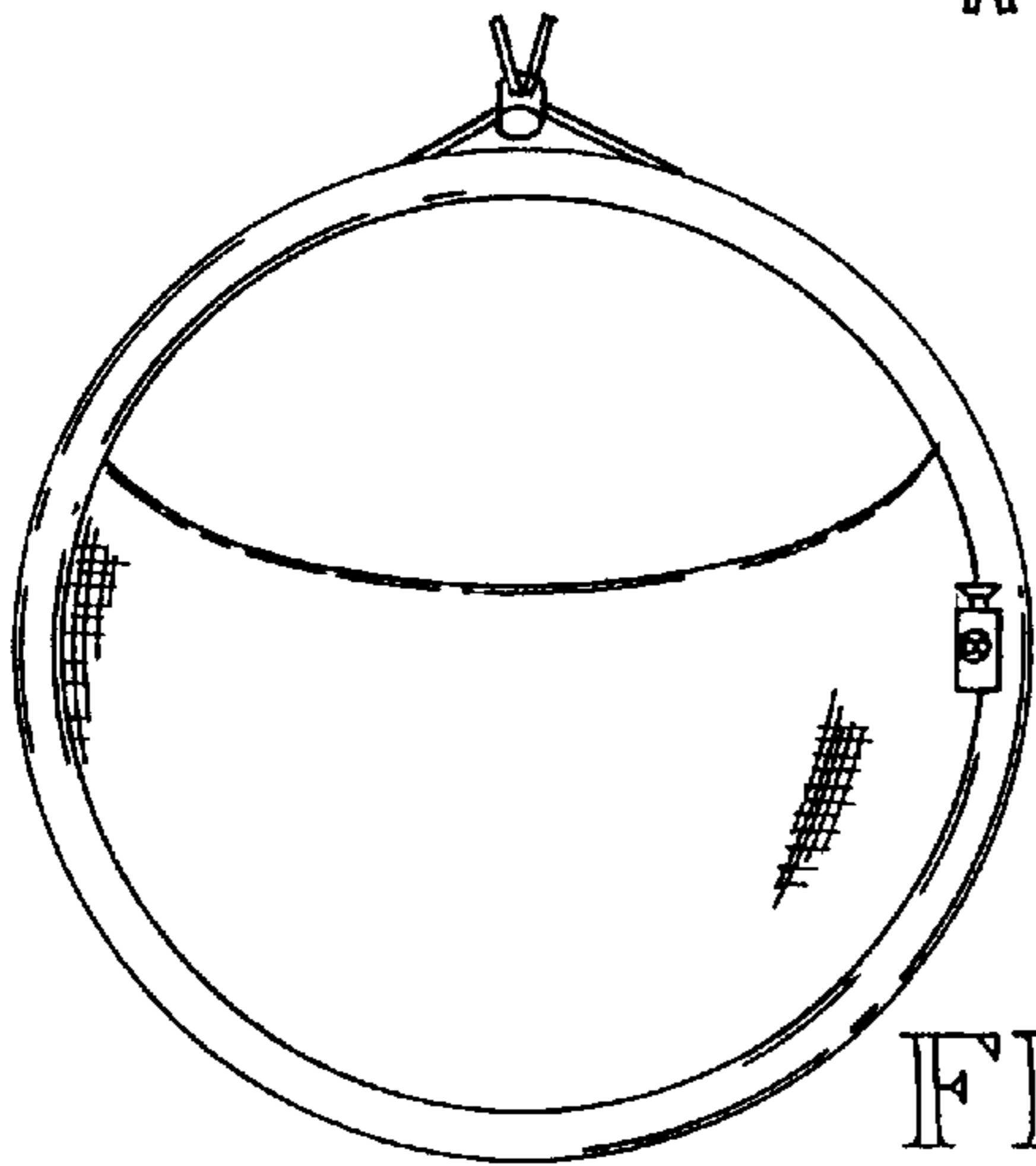
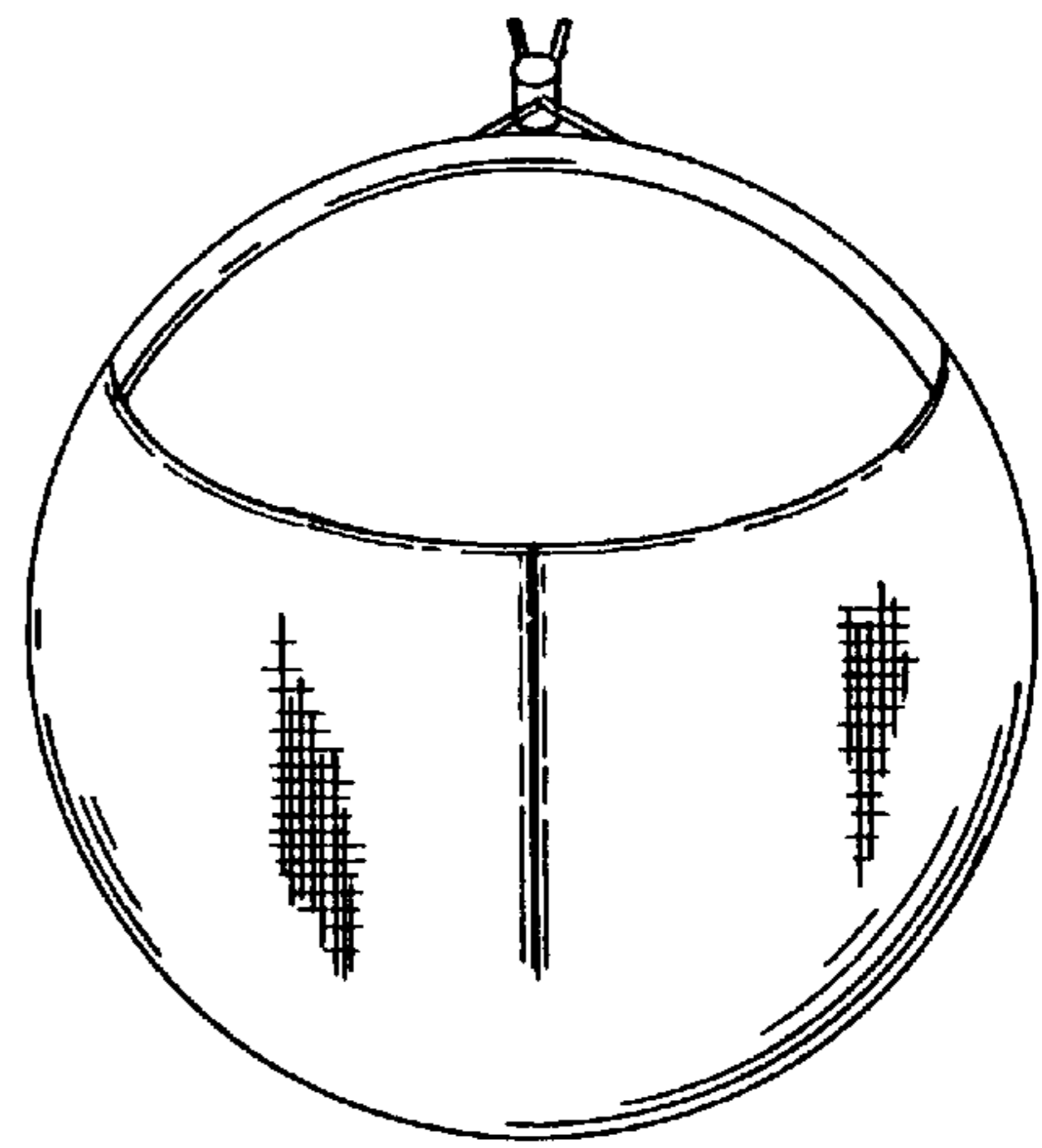


FIG. 5






FIG. 6



FIG. 7

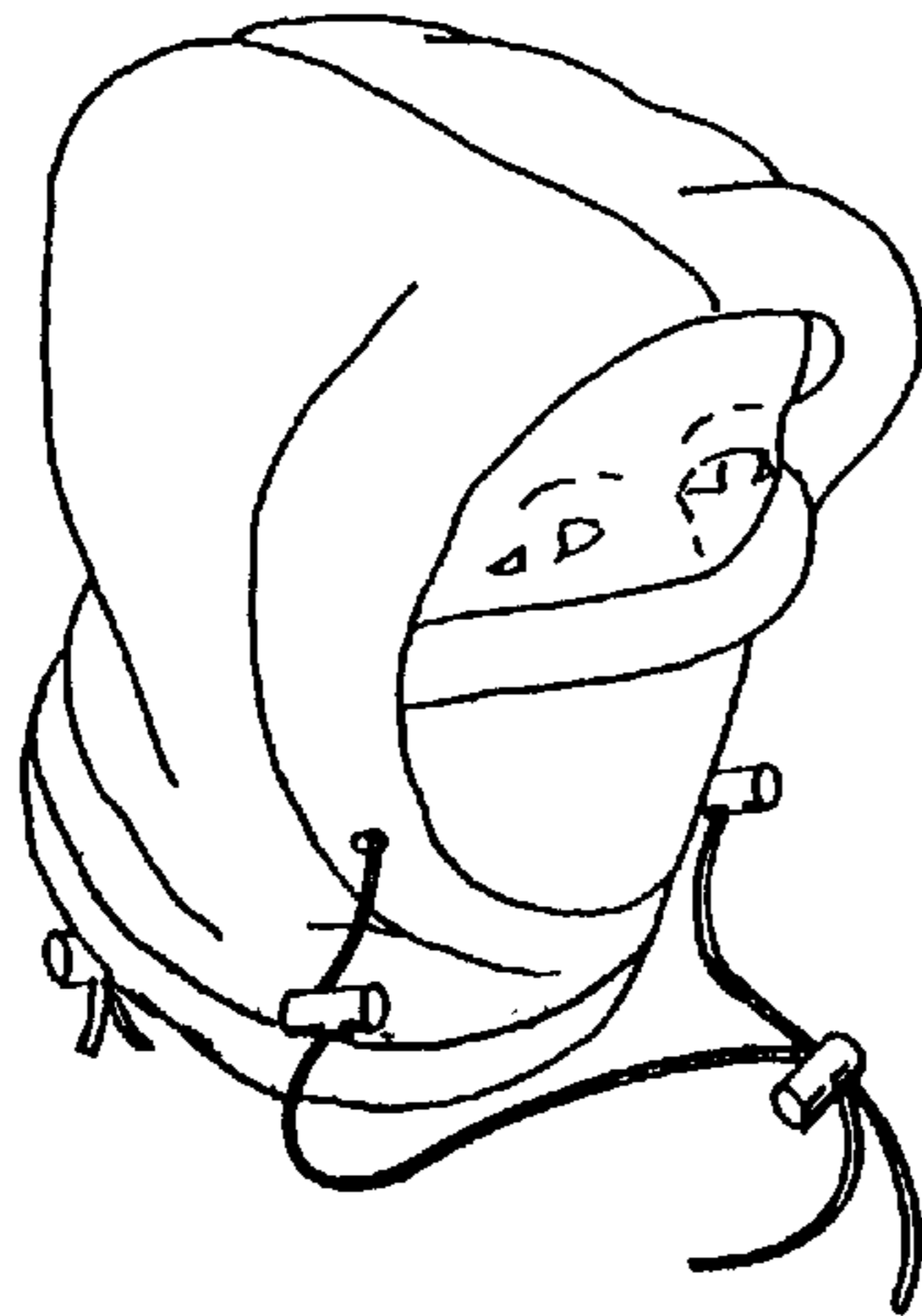


FIG. 8



FIG. 9

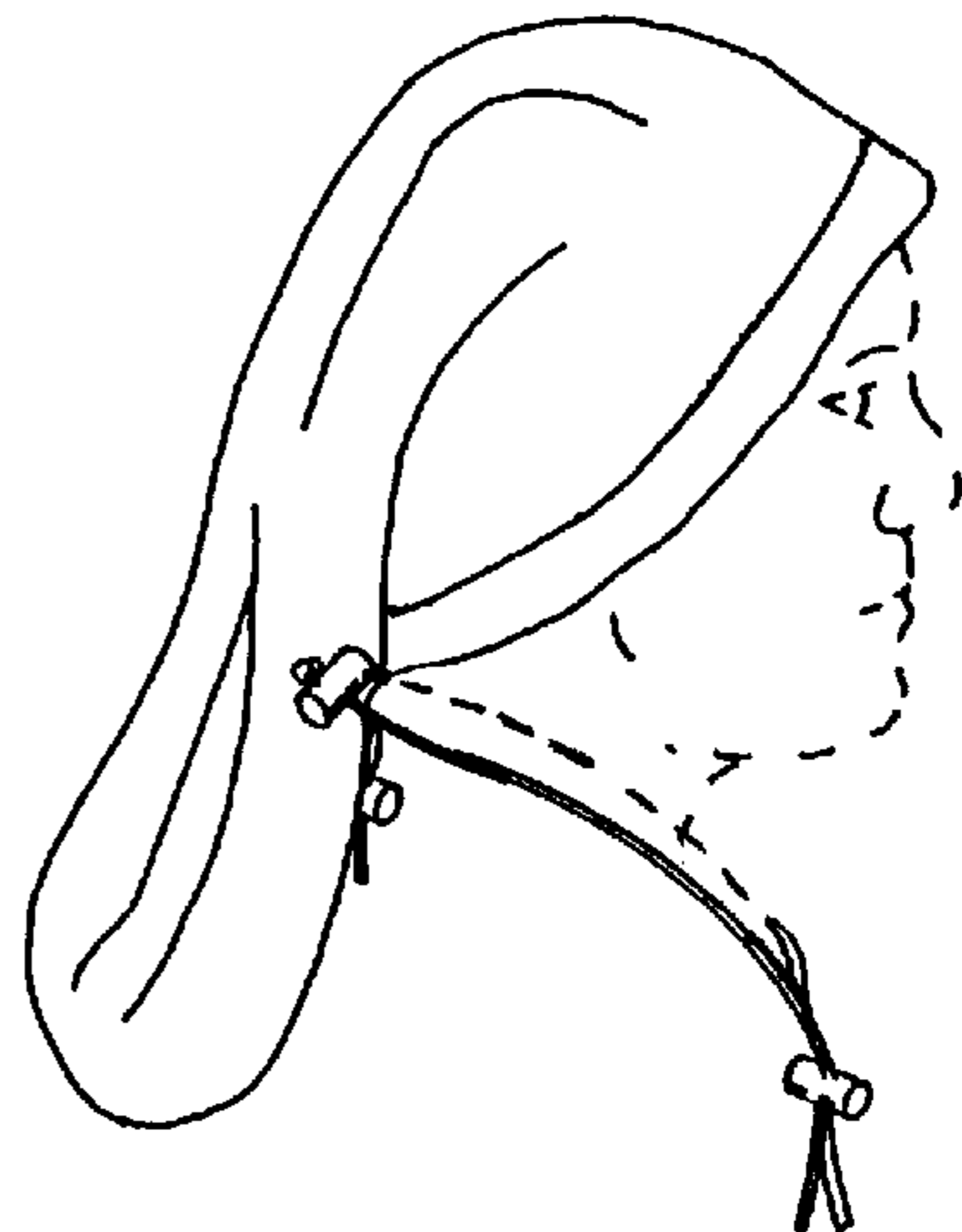


FIG. 10