



US00D406935S

**United States Patent** [19]  
**Akers**

[11] **Patent Number: Des. 406,935**  
[45] **Date of Patent: \*\*\*Mar. 23, 1999**

[54] **SPLIT FULL SLIP**

[76] Inventor: **Lanita Akers**, 3205 Bouvier, Rowlett,  
Tex. 75088

[\*] Notice: The term of this patent shall not extend  
beyond the expiration date of Pat. No. D.  
404,537.

[\*\*] Term: **14 Years**

[21] Appl. No.: **80,850**

[22] Filed: **Dec. 1, 1997**

[51] **LOC (6) Cl.** ..... **02-01**

[52] **U.S. Cl.** ..... **D2/723; D2/721**

[58] **Field of Search** ..... **D2/721-723, 822,**  
**D2/851; 2/47, 73, 70, 211, 113**

[56] **References Cited**

**U.S. PATENT DOCUMENTS**

- D. 151,941 11/1948 Rose et al. .... D2/723
- D. 304,646 11/1989 Rupert ..... D2/722

- D. 304,647 11/1989 Rupert ..... D2/722
- 624,114 5/1899 Stears ..... 2/47
- 1,037,514 9/1912 O'Connor et al. .... 2/211
- 2,308,339 1/1943 Mendenhall ..... 2/113
- 4,790,032 12/1988 Girouard ..... 2/72
- 4,942,625 7/1990 Mecadon ..... 2/73

*Primary Examiner*—Celia Murphy  
*Attorney, Agent, or Firm*—Strasburger & Price, L.L.P.;  
Matthew J. Booth

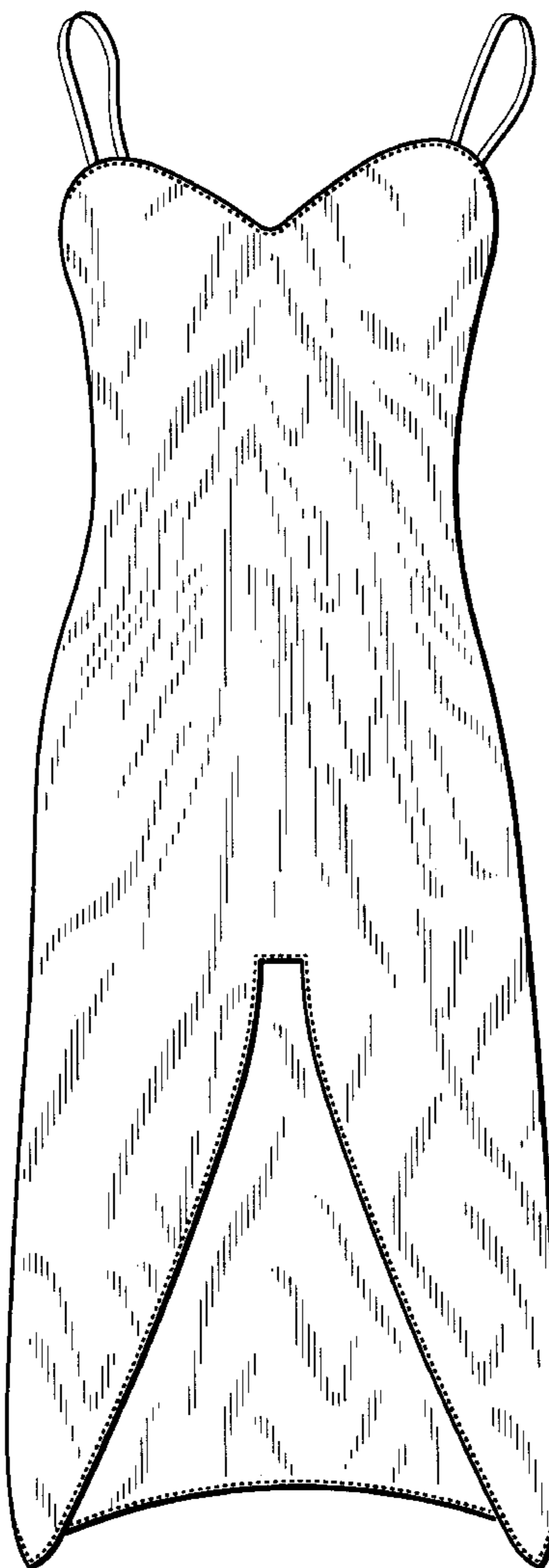
[57] **CLAIM**

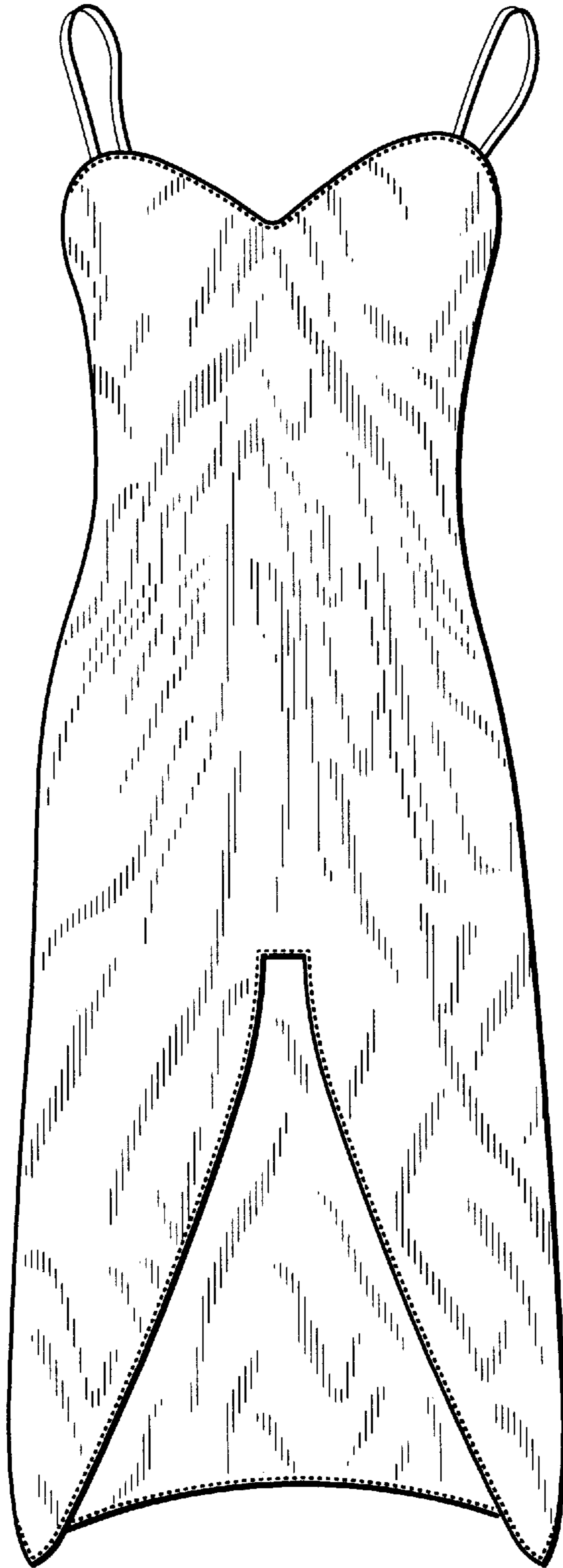
The ornamental design for the split full slip, as shown and described.

**DESCRIPTION**

FIG. 1 is a front elevational view of a split full slip showing my new design, the broken lines throughout the views being understood to represent conventional stitching;  
FIG. 2 is a right side elevational view thereof, the left side being a mirror image; and,  
FIG. 3 is a rear elevational view thereof.

**1 Claim, 2 Drawing Sheets**





*FIG. 1*

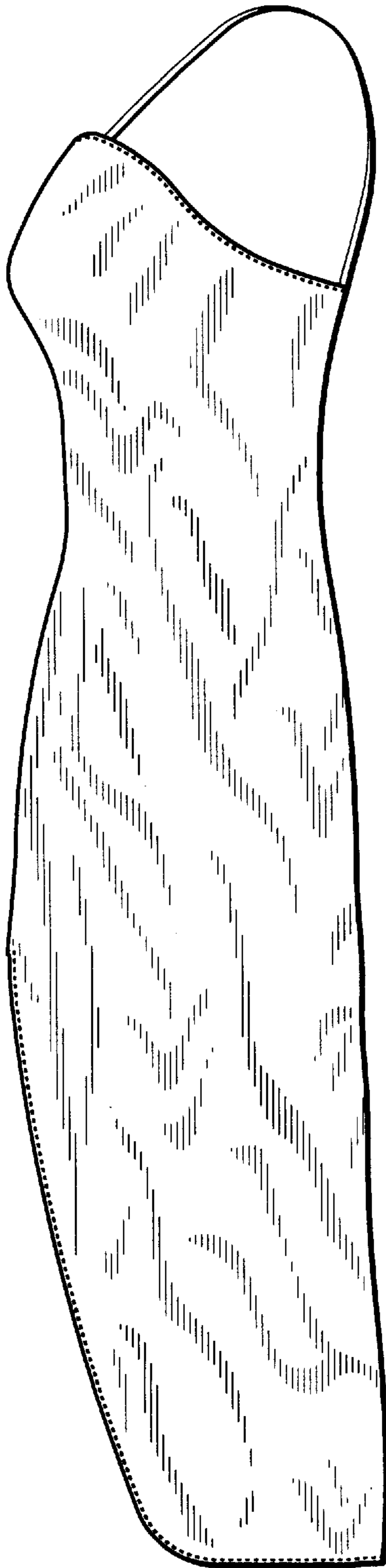


FIG. 2

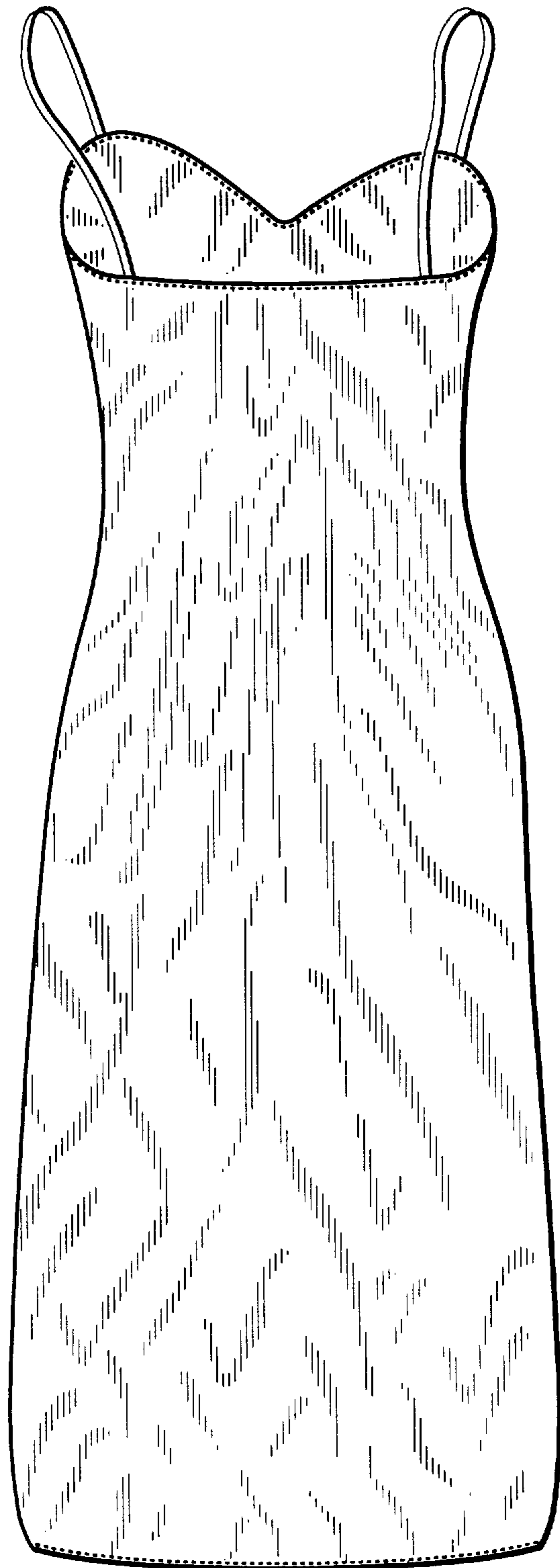


FIG. 3