



US00D406933S

# United States Patent [19] Leverrier

[11] **Patent Number: Des. 406,933**

[45] **Date of Patent: \*\*Mar. 16, 1999**

[54] **ELECTRIC STEAM IRON**

[75] Inventor: **Bruno Leverrier**, Lassay les Chateaux, France

[73] Assignee: **Moulinex S.A.**, Paris, France

[\*\*] Term: **14 Years**

[21] Appl. No.: **83,092**

[22] Filed: **Feb. 5, 1998**

[30] **Foreign Application Priority Data**

Aug. 5, 1997 [FR] France ..... 97 4669

[51] **LOC (6) Cl.** ..... **07-05**

[52] **U.S. Cl.** ..... **D32/70**

[58] **Field of Search** ..... D32/68, 70; 38/77.1, 38/77.2-77.5, 74, 69, 79, 77.8, 77.7, 88; 219/245, 254, 273, 275

[56] **References Cited**

**U.S. PATENT DOCUMENTS**

D. 291,617 8/1987 Stutzer ..... D32/70

D. 388,574 12/1997 Clouet ..... D32/70  
D. 388,920 1/1998 Nitsch ..... D32/70  
D. 393,509 4/1998 Gudfin ..... D32/70  
5,509,221 4/1996 Patrick et al. .... 38/77.5

*Primary Examiner*—Susan J. Lucas  
*Assistant Examiner*—Cynthia E. Ramirez  
*Attorney, Agent, or Firm*—Young & Thompson

[57] **CLAIM**

The ornamental design for an electric steam iron, as shown.

**DESCRIPTION**

FIG. 1 is a front, top and side perspective view of an electric steam iron showing my new design;  
FIG. 2 is a front elevational view thereof;  
FIG. 3 is a side elevational view thereof from the left of FIG. 2;  
FIG. 4 is a side elevational view thereof from the right of FIG. 2;  
FIG. 5 is a rear elevational view thereof;  
FIG. 6 is a top plan view thereof; and,  
FIG. 7 is a bottom plan view thereof.

**1 Claim, 6 Drawing Sheets**



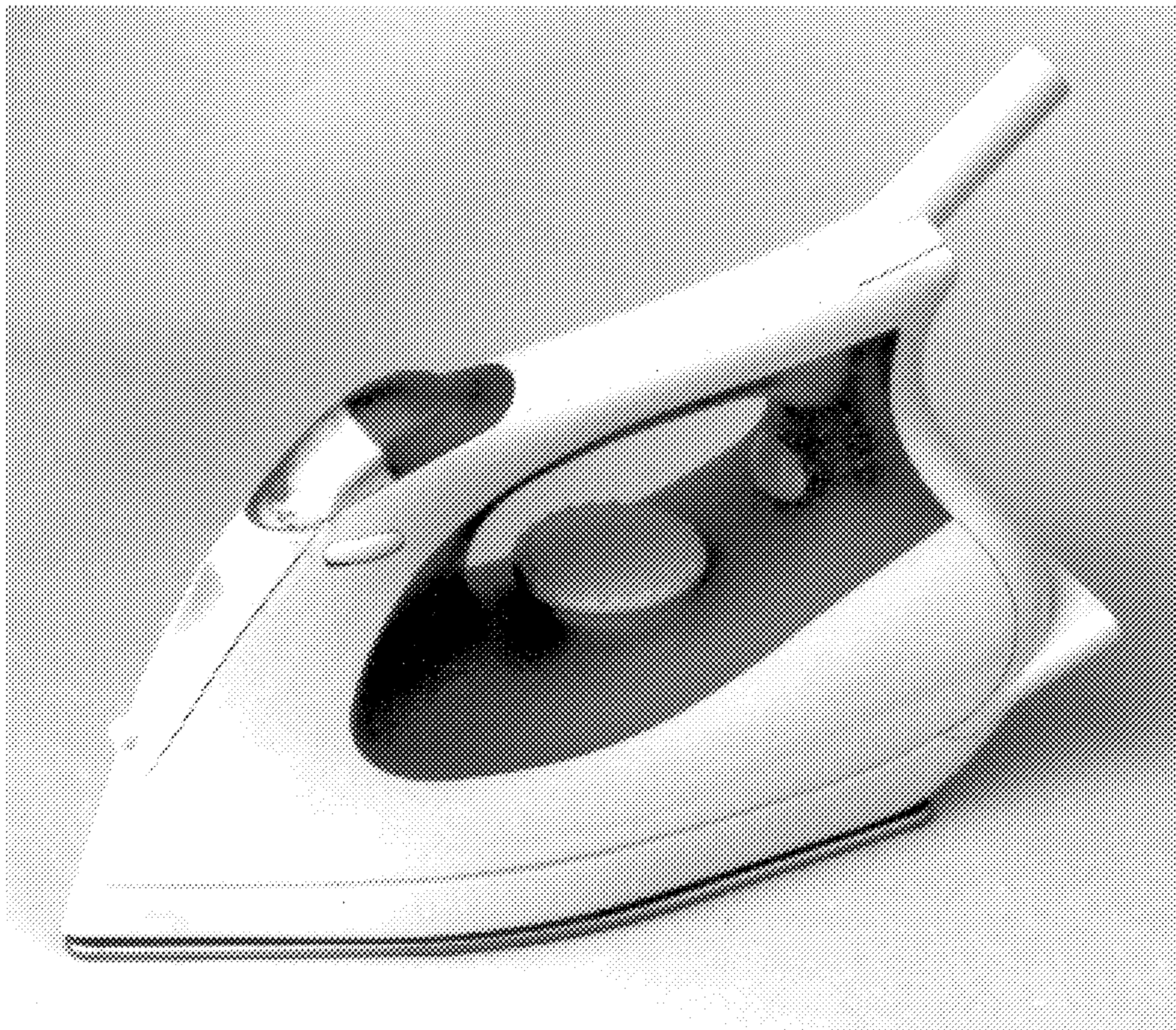


FIG. 1




FIG. 2




FIG. 5



FIG. 3



FIG. 4

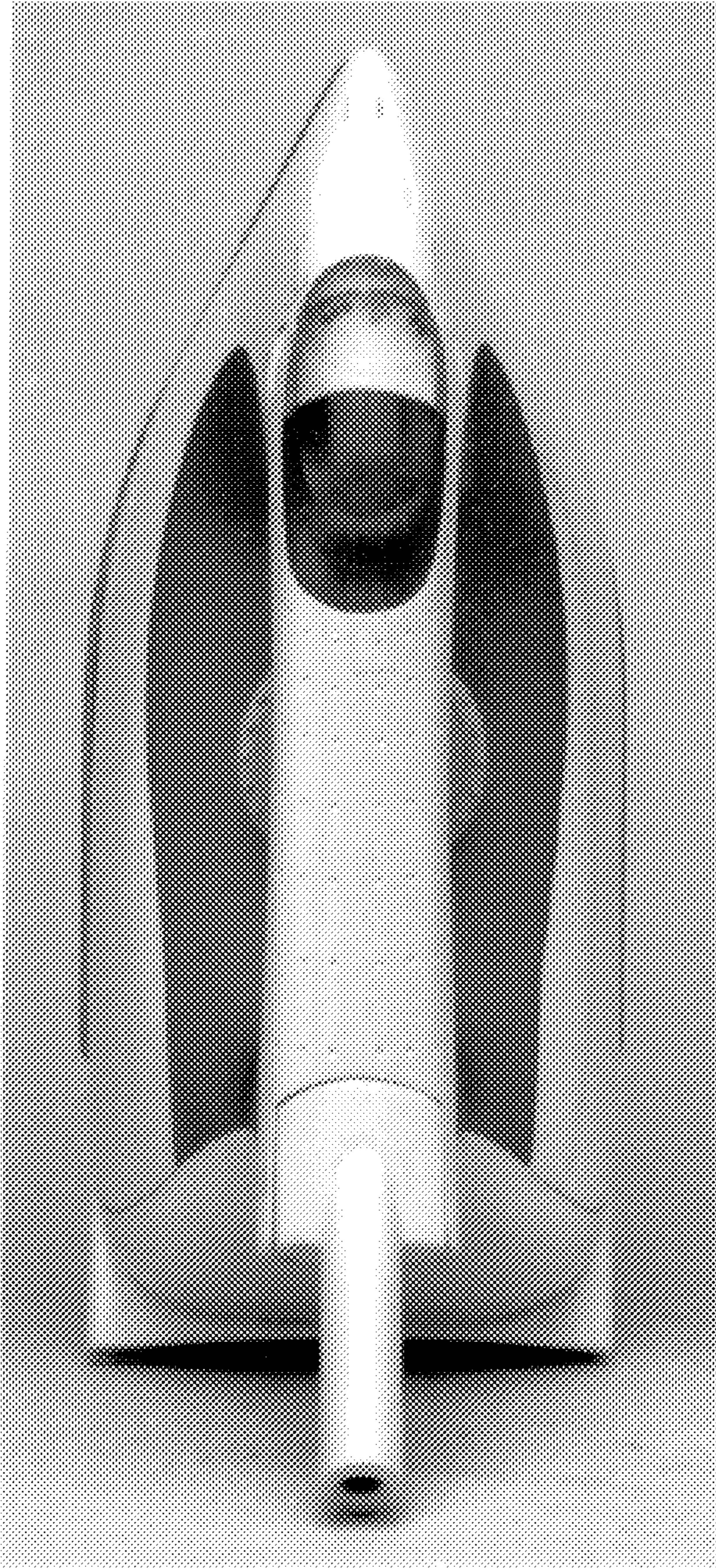


FIG. 6

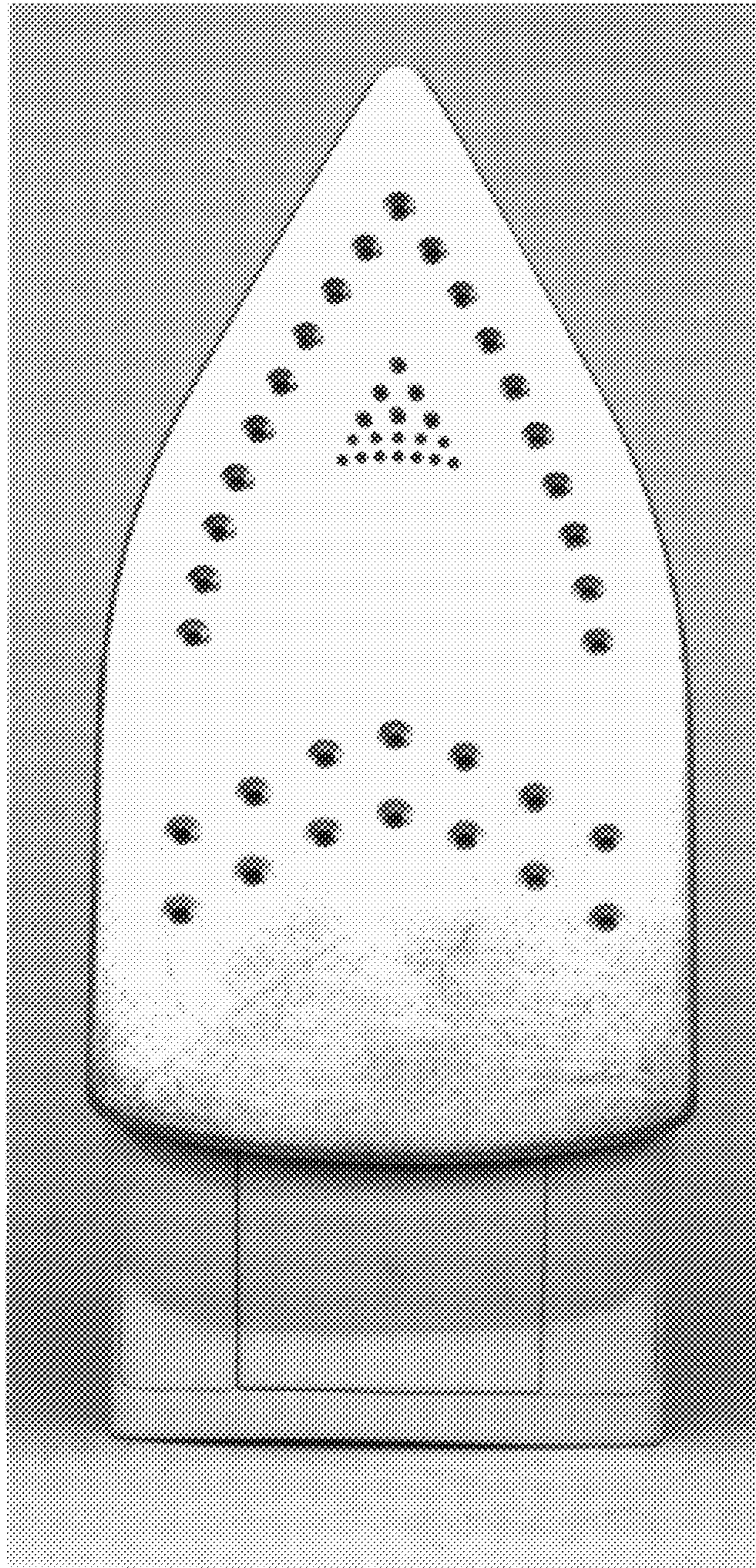


FIG. 7