



US00D406925S

United States Patent [19]

Sharon

[11] Patent Number: **Des. 406,925**

[45] Date of Patent: ****Mar. 16, 1999**

[54] **ELEVATED PET FEEDER**

[76] Inventor: **Arie Sharon**, 7302 Shawn Dr., Rowlett, Tex. 75088

[**] Term: **14 Years**

[21] Appl. No.: **83,629**

[22] Filed: **Feb. 13, 1998**

[51] **LOC (6) Cl.** **30-03**

[52] **U.S. Cl.** **D30/129**

[58] **Field of Search** D30/121, 122, D30/129-133; 119/71, 51.11, 51.5, 74, 77, 52.1, 60-61

D. 289,807	5/1987	Russell .	
D. 338,008	8/1993	Bailey .	
D. 340,761	10/1993	Long	D30/129
3,259,106	7/1966	Ray et al. .	
3,405,685	10/1968	Harrell	119/61
3,995,595	12/1976	Williams .	
4,257,353	3/1981	Imhoff	119/61
4,658,759	4/1987	Brown	119/61

Primary Examiner—Cathy Anne MacCormac
Attorney, Agent, or Firm—Patrick J. Glynn

[57] CLAIM

The ornamental design for an elevated pet feeder, as shown and described.

DESCRIPTION

FIG. 1 is a top plan view of an elevated pet feeder showing my new design; FIG. 2 is a bottom plan view thereof; and, FIG. 3 is a side elevational view thereof.

[56] References Cited

U.S. PATENT DOCUMENTS

D. 105,450	7/1937	Clifton .
D. 209,677	12/1967	Robert .
D. 217,360	4/1970	Robert .
D. 231,887	6/1974	Kephart .
D. 257,494	11/1980	Imhoff .

1 Claim, 1 Drawing Sheet


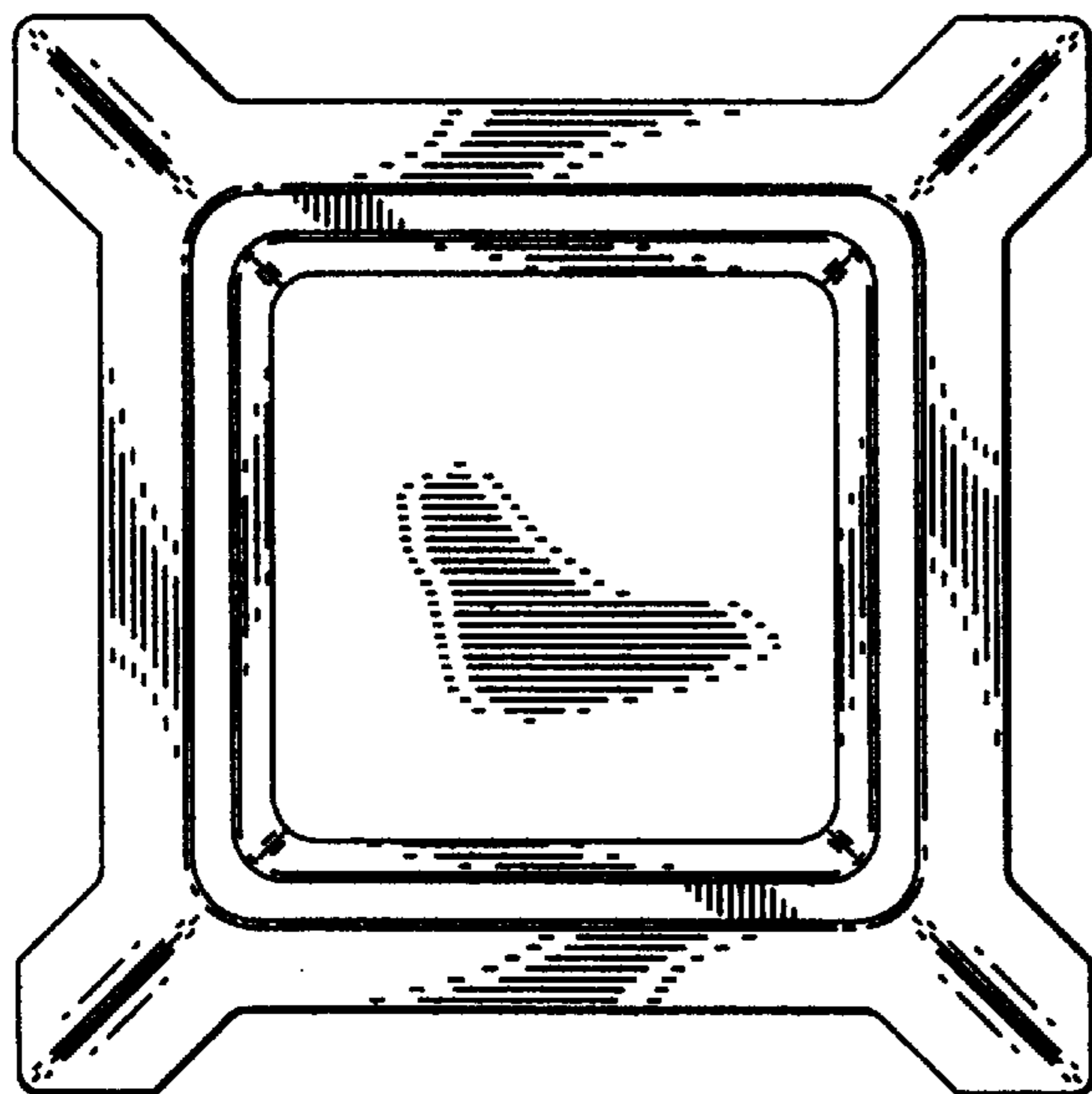


FIG. 1

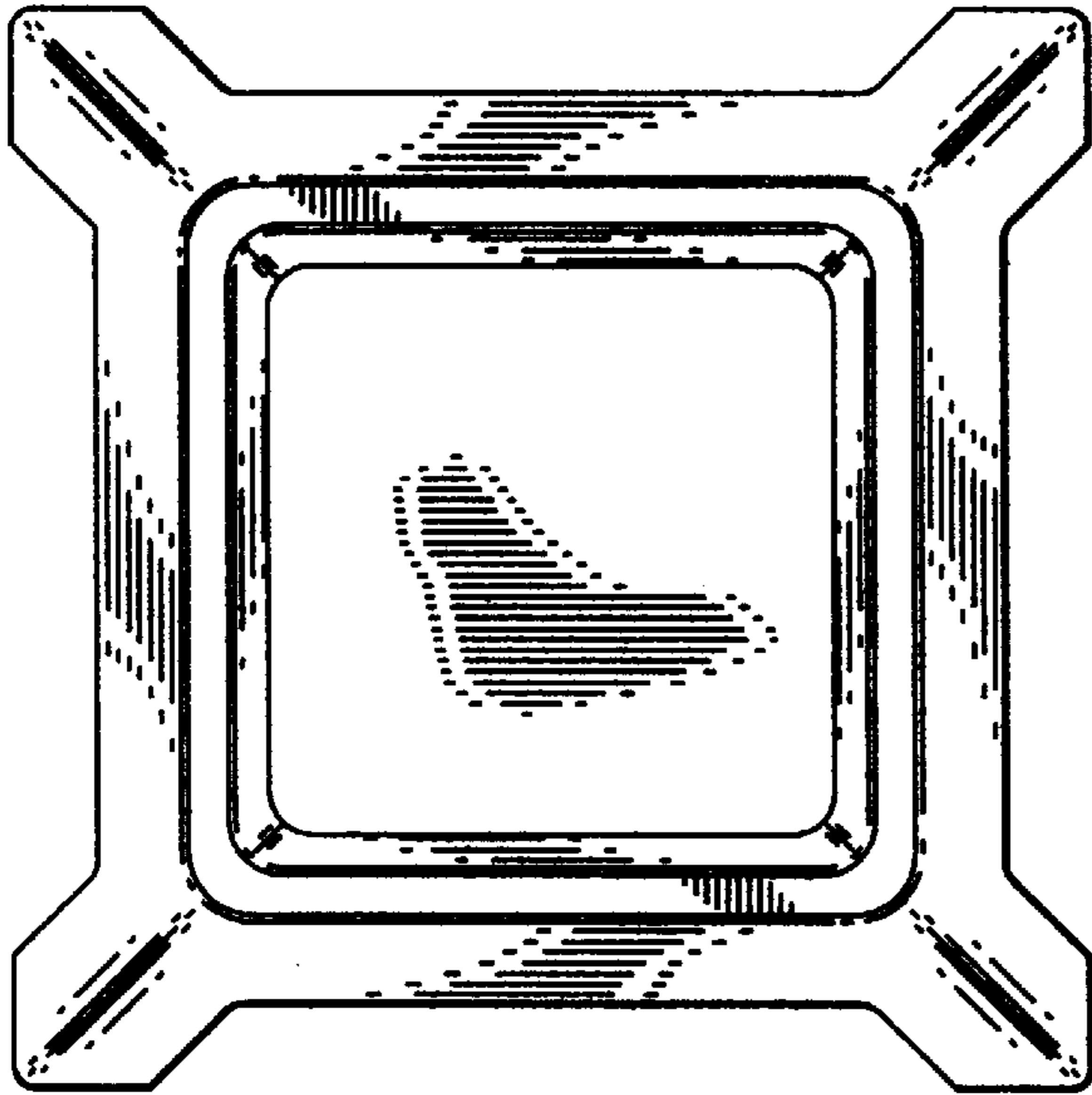


FIG. 3

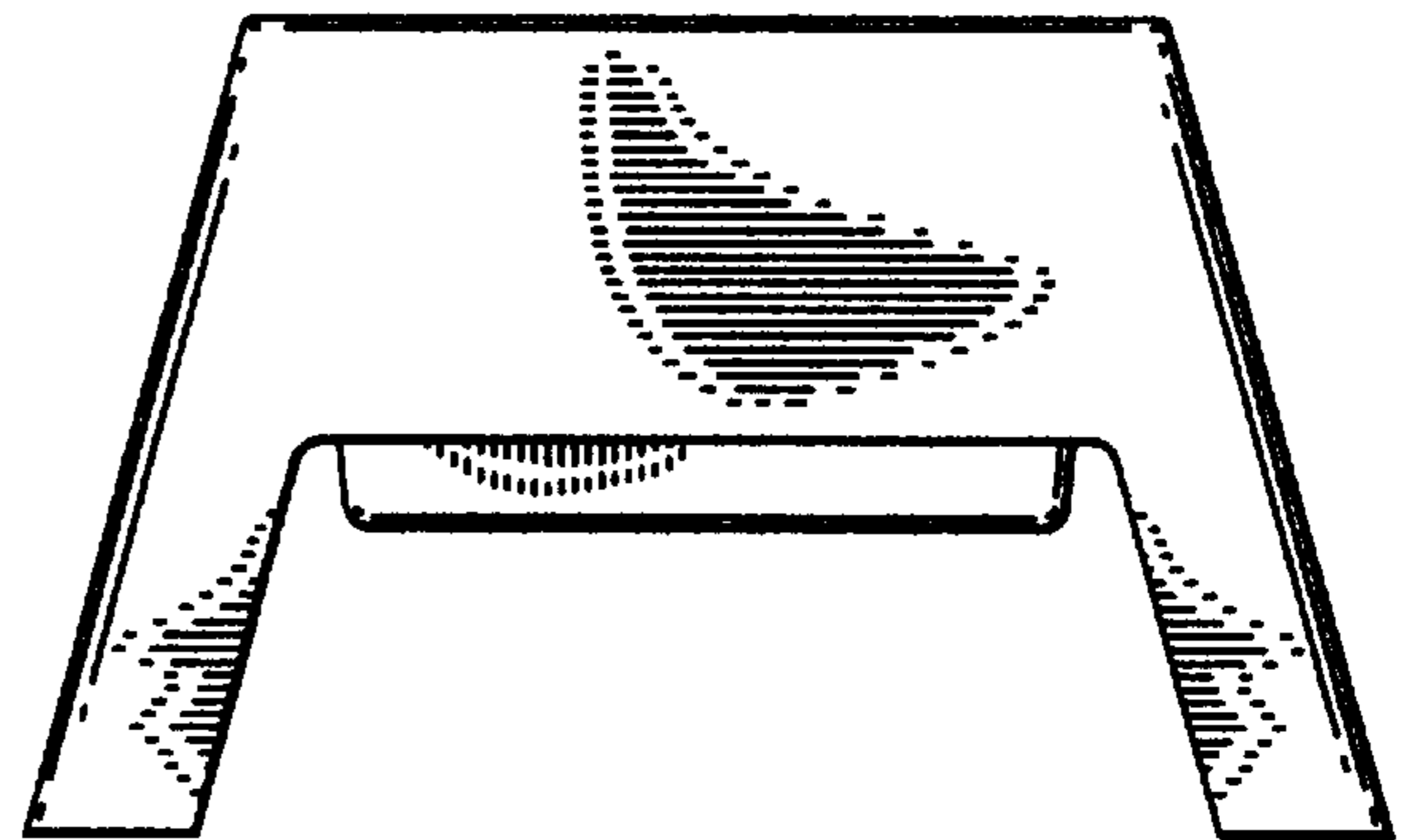


FIG. 2

