



US00D406921S

United States Patent [19] Roeder

[11] Patent Number: **Des. 406,921**

[45] Date of Patent: ****Mar. 16, 1999**

[54] **APPLICATOR**

[75] Inventor: **Georg Roeder**, Schwabach, Germany

[73] Assignee: **Schwan-STABILO Cosmetics GmbH & C.**, Heroldsberg, Germany

[**] Term: **14 Years**

[21] Appl. No.: **76,659**

[22] Filed: **Sep. 15, 1997**

[30] **Foreign Application Priority Data**

Mar. 14, 1997 [DE] Germany M 97 02 514.3

[51] **LOC (6) Cl.** **28-02**

[52] **U.S. Cl.** **D28/7; D9/504; D28/76; D28/88**

[58] **Field of Search** D28/7, 76, 77, D28/88, 89, 91; D9/503, 504, 529, 538; D19/36, 41, 43, 45, 46, 51, 66, 71; 132/216, 218, 317, 318, 320; 401/118-130; 215/227, 353, 354, 400; 206/385, 229, 15.2

[56] **References Cited**

U.S. PATENT DOCUMENTS

- D. 155,043 8/1949 Serra D9/504
- D. 184,115 12/1958 Stark D9/529 X
- D. 197,192 12/1963 Lorenzen D9/504
- D. 208,135 7/1967 Cassai et al. D28/7
- D. 373,730 9/1996 Baron D9/504
- 3,252,446 5/1966 Bateman 401/202
- 3,896,823 7/1975 Spatz 132/218
- 4,343,910 8/1982 Busch, Jr. et al. 132/73 X
- 4,726,386 2/1988 Schultz 132/317
- 4,984,920 1/1991 O'Neill 401/127

5,002,415 3/1991 Gueret 401/126

FOREIGN PATENT DOCUMENTS

315197 7/1989 European Pat. Off. 401/126

OTHER PUBLICATIONS

Beauty Buy Book, p. 15—nail polish bottles on lower left, Sep. 1979.

Mademoiselle, Apr. 1984, p. 163—cutex nail polish bottles.

Primary Examiner—Ted Shooman

Assistant Examiner—C Tuttle

Attorney, Agent, or Firm—Jordan and Hamburg LLP

[57] **CLAIM**

The ornamental design for an applicator, as shown and described.

DESCRIPTION

FIG. 1 is a top plan view of an applicator showing my new design;

FIG. 2 is a front elevational view thereof;

FIG. 3 is a bottom plan view thereof;

FIG. 4 is an exploded perspective view thereof;

FIG. 5 is an enlarged fragmentary view showing the tip portion of the design in an alternate configuration; and,

FIG. 6 is another fragmentary view showing the tip in a further alternate configuration.

The broken lines shown in FIG. 5 and FIG. 6 are for illustrative purposes only and form no part of the claimed design.

The portions of the cap and base that are not shown are not being claimed.

1 Claim, 1 Drawing Sheet

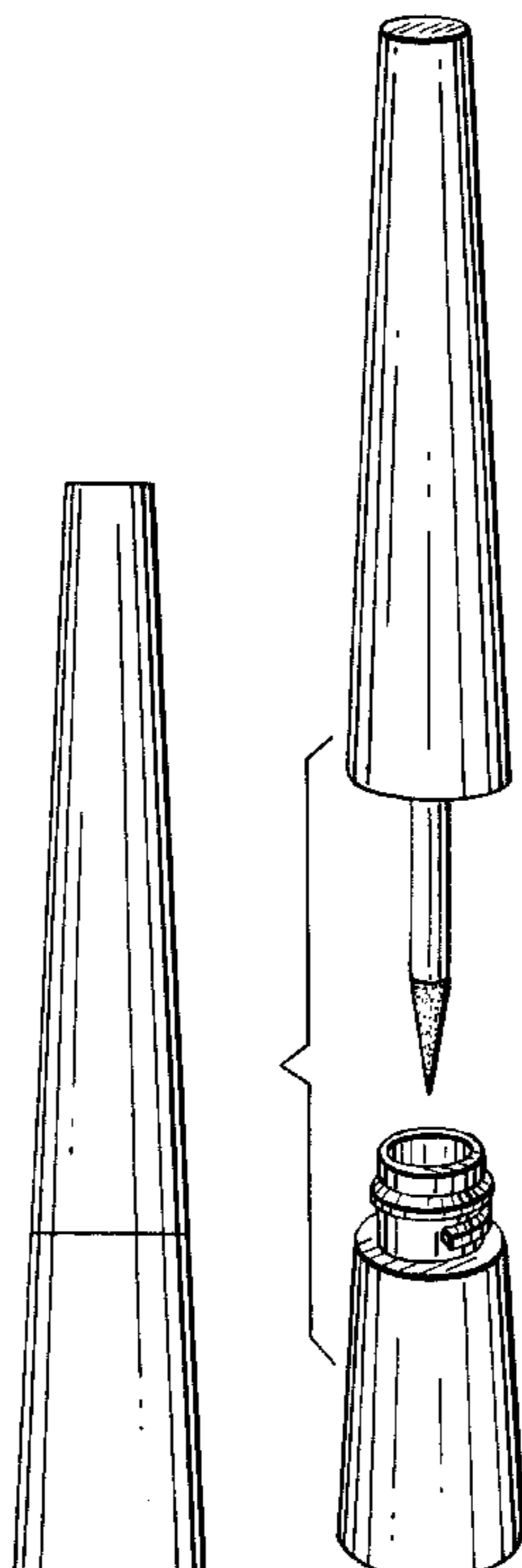




FIG. 1

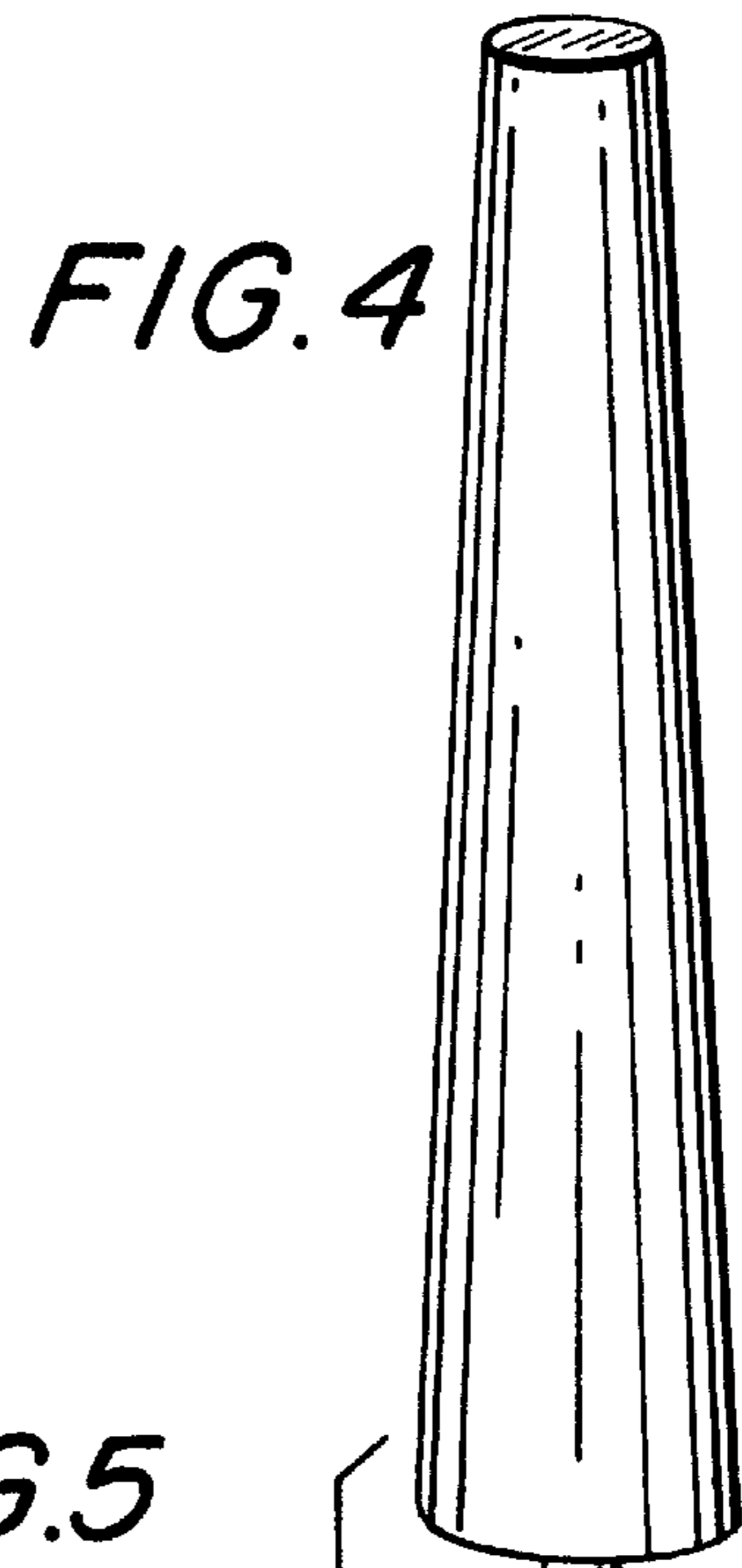


FIG. 4

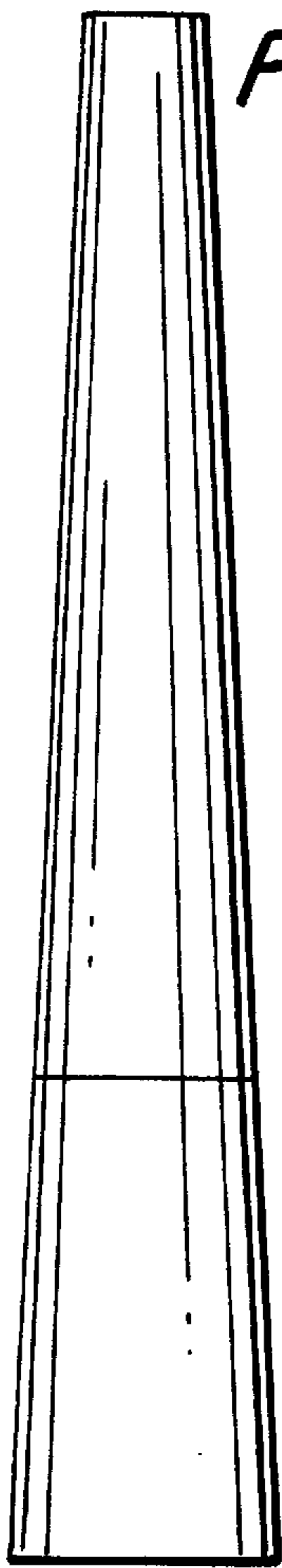


FIG. 2



FIG. 5




FIG. 6

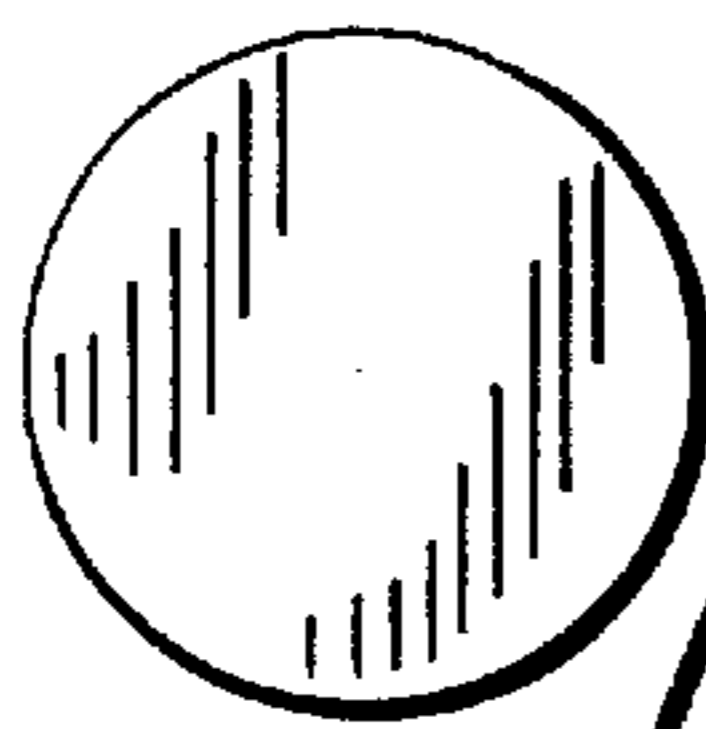
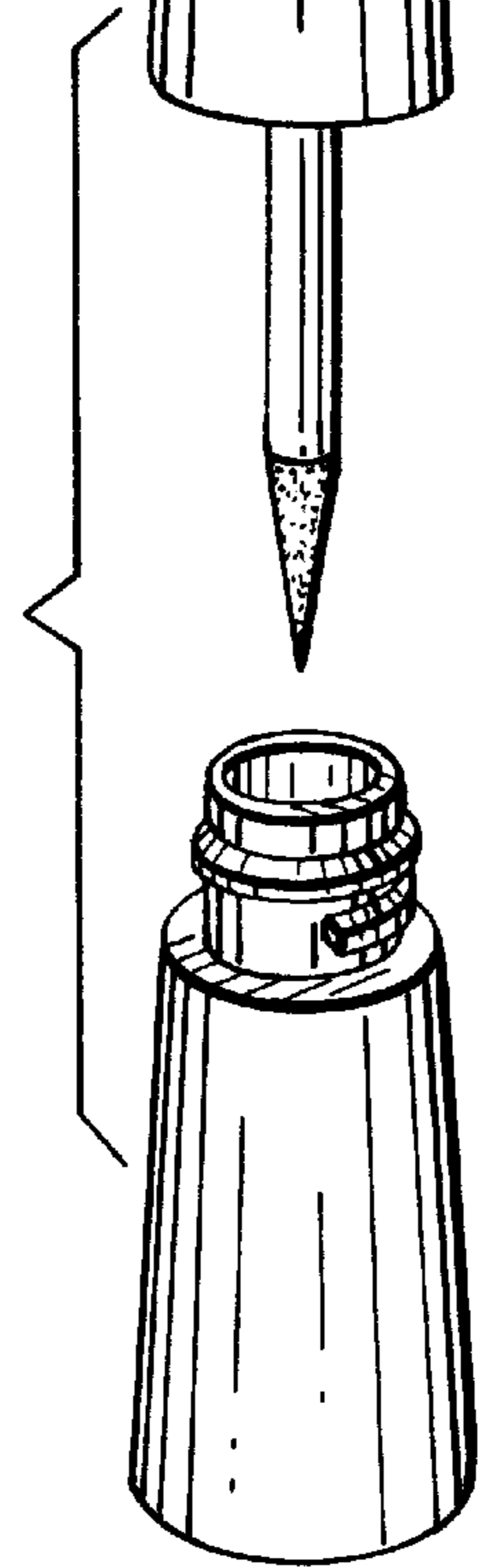


FIG. 3